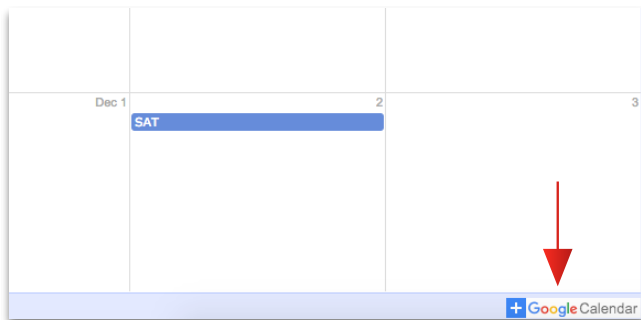


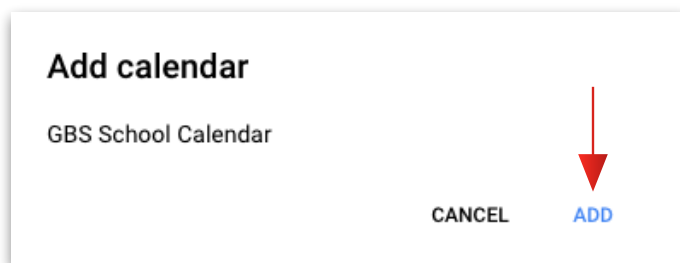
Subscribing to the GBS School Google Calendar

How do I subscribe to a Google Calendar?

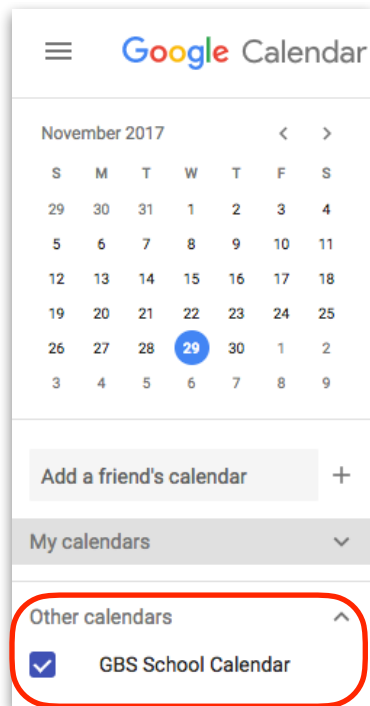
1. Sign into your Google account. If you do not already have one, you will need to [Create your Google Account](#).
2. Click [here](#) to open the GBS School Google Calendar.
3. Now that you have launched the GBS School Google Calendar, go to the lower right corner of the Calendar, click on the button **+Google Calendar**.



4. A window will pop-up saying "Add calendar". Click **ADD**.



5. Google Calendar will launch. The GBS School Calendar will now appear under "Other calendars".



Congratulations! You are now subscribed. Changes to our calendar will be automatically updated in yours.