

## *Final Budget 2014-2015*

### **NORTHFIELD TOWNSHIP HIGH SCHOOL DISTRICT NUMBER 225**

Hillarie Siena, Assistant Superintendent for Business /CSBO

Vicki Tarver, Director of Business/CSBO

Kimberly Ptak, Director of Operations/CSBO

September 29, 2014

# TABLE OF CONTENTS

Northfield Township High School District Number 225

---

**1. SUMMARY**

Overview of the 2014/15 Budget  
Revenue, Expenditures and Reserve Charts  
Comments Regarding the 2013/14 Budget

**2. EXPLANATION OF ACCOUNT TYPES**

**3. OPERATING FUND is composed of:**

Education Fund  
State & Federal Grants  
Food Service  
Operations & Maintenance  
Transportation  
Illinois Municipal Retirement Fund (IMRF) & Social Security  
Working Cash

**4. DEBT SERVICE FUND is composed solely of:**

Debt Service

**5. CAPITAL PROJECTS is composed of:**

Capital Projects  
Life Safety

**6. GLENBROOK AQUATICS**

# SUMMARY – Overview of the 2014/15 Budget

Northfield Township High School District Number 225

---

The FY 2014/15 Final Budget, which is being presented, reflects input from staff, administration and the Board of Education. The budget process begins in October, with an update of budget projections, enrollment, educational planning materials, staffing, facilities and technology.

The FY2013/14 actual ending fund balance in the operating funds is 69.4%, as compared to a 2013 projection of 62.9%, an increase of 6.5%. The FY2014/15 estimated ending fund balance in the operating funds is projected to be 64.4%. The 2014 and 2015 fund balances are affected by a number of factors, the most significant of which are:

- For FY2013/14, overall actual revenue from property taxes is lower than budget by -\$194K due to collections of taxes lower than anticipated and higher than anticipated property tax refunds.
- For FY2013/14, overall actual revenue from state/federal grants is higher than budget by \$1.5M due to the receipt of deferred payments from the prior year..
- For FY2013/14, overall expenditures in the Operating Funds were less than budget by \$3.3M.
- The FY2014/15 budget includes \$1.1M revenue from General State Aid, which represents the district's allocation pro-rated at 89%. Governor Quinn signed the final budget on June 30, 2014.

It should be noted that included in the budget (in accordance with board policy) are contingencies in each of the operating funds. These contingencies are as follows:

Education Fund	\$500,000
Operations & Maintenance Fund	50,000
Transportation Fund	100,000
IMRF Fund	25,000
FICA/MED Fund	25,000

# Revenue Summary - Operating Funds

Northfield Township High School District 225

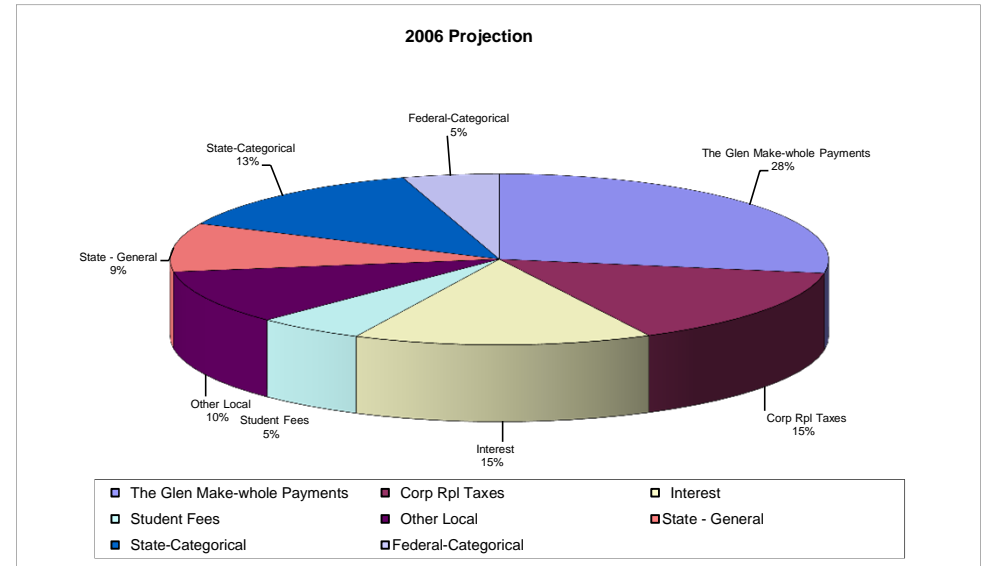
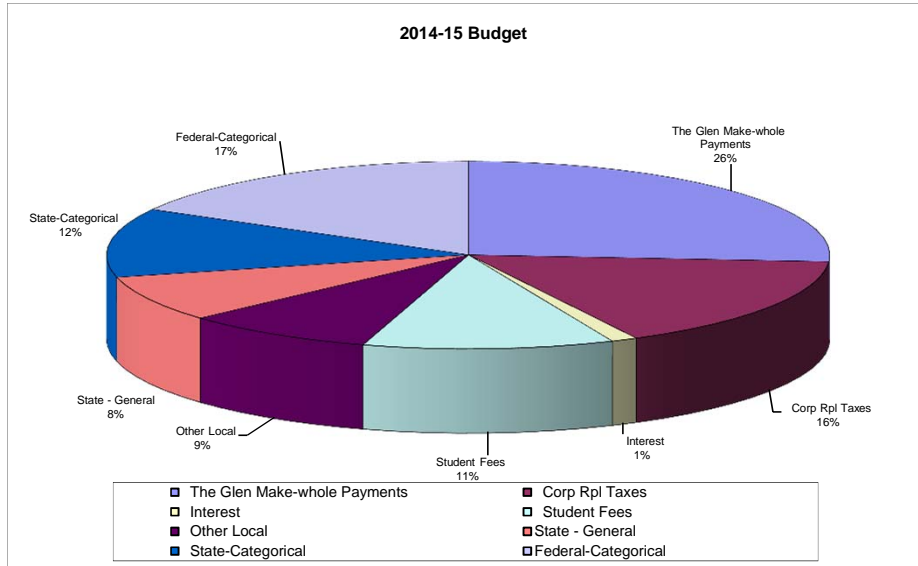
Est Actual 2014	2015 Budget	Budget v Actual		Revenue Sources	Footnote	2015 Budget	2006 Projection	Budget v Projection	
		\$	%					\$	%
<b>Local</b>									
\$ 95,769,135	\$ 97,245,801	1,476,666	1.5	Property Taxes	r1	\$ 97,245,801	\$ 101,668,648	(4,422,847)	(4.5)
(1,168,223)	(1,110,000)	58,223	(5.0)	Less: Prior Year Refunds		(1,110,000)	\$ (970,531)	(139,469)	12.6
3,000,000	3,800,000	800,000	26.7	The Glen Make-whole Payments	r2	3,800,000	4,753,251	(953,251)	-
2,200,000	2,350,000	150,000	6.8	Corp Rpl Taxes	r3	2,350,000	2,560,000	(210,000)	(8.9)
172,394	169,200	(3,194)	(1.9)	Interest	r4	169,200	2,518,335	(2,349,135)	(1,388.4)
1,334,895	1,626,200	291,305	21.8	Student Fees	r5	1,626,200	907,893	718,307	44.2
1,325,944	1,242,000	(83,944)	(6.3)	Other Local	r6	1,242,000	1,756,198	(514,198)	(41.4)
1,150,000	1,150,000	-	-	State - General	r7	1,150,000	1,580,218	(430,218)	-
2,166,654	1,730,000	(436,654)	(20.2)	State-Categorical	r8	1,730,000	2,312,393	(582,393)	(33.7)
3,568,204	2,460,000	(1,108,204)	(31.1)	Federal-Categorical	r9	2,460,000	815,840	1,644,160	66.8
60,000	60,000	-	-	Transfers	r10	60,000	-	60,000	100.0
<b>\$ 109,579,003</b>	<b>\$ 110,723,201</b>	<b>\$ 1,144,198</b>	<b>1.0</b>	<b>Sub-total</b>		<b>\$ 110,723,201</b>	<b>\$ 117,902,245</b>	<b>\$ (7,179,044)</b>	<b>(6.5)</b>

Operating Funds are defined as the Education, Operations & Maintenance, Transportation, IMRF and Working Cash Funds exclusive of one-time facilities improvements.

# Revenue Comparison - Operating Funds

Northfield Township High School District 225

## 2014-15 Budget versus 2006 Projection - Revenue Categories Exclusive of Property Taxes



# FOOTNOTES TO REVENUE SUMMARY

Northfield Township High School District Number 225

---

## **(r1) – Property Taxes**

Property taxes are levied each year and are limited by the Property Tax Extension Limit Act (PTELA) to no more than five percent (5%) or the Consumer Price Index (CPI), whichever is less. In addition to CPI increases, the district also receives additional property tax revenue for new construction within the district. The CPI which will be used for the 2014/15 budget is 1.7%.

## **(r2) – Tax Increment Financing District (TIF)**

**The Glen (Make Whole Payments):** The Glen is a multi-use development created out of the original Glenview Naval Air Station plus an additional 200 acres. The Glen is under a TIF agreement for a period not to exceed 23 years. As such, the district receives no property tax revenue from this area. The district does, however, receive “make whole payments” based on the number of students enrolled at Glenbrook South High School living in the Glen and Navy housing.

## **(r3) – Corporate Personal Property Replacement Taxes**

Corporate Personal Property Replacement Taxes (CPPRT) are paid by corporations within the district. These taxes make up lost revenue as a result of the elimination of the personal property tax on business in 1978. Beginning in FY2012, the State of Illinois has withheld a portion of CPPRT distributions to pay for the salaries of staff employed by the Regional Offices of Education.

## **(r4) – Interest**

Interest income from investments.

# FOOTNOTES TO REVENUE SUMMARY (continued)

Northfield Township High School District Number 225

---

## **(r5) – Student Fees**

Includes technology, transportation, parking, driver's education, evening high school and the Glenbrook Aquatics Program.

## **(r6) – Other Local**

Includes tuition, athletic admissions , building rentals and other local fees.

## **(r7) – State - General**

State aid provided to the district. This aid is usually unrestricted revenue and can be utilized in any fund.

## **(r8) – State - Categorical**

Revenues that are restricted. These revenues emanate from bilingual education, driver's education, special education, vocational education, etc. Due to the financial position of the State of Illinois, these revenues have been deferred and/or reduced for FY2015.

## **(r9) – Federal - Categorical**

Revenues which are restricted. These revenues include grants for IDEA, vocational education, Medicaid, etc.

## **(r10)- Transfers**

Transfers from other funds.

# Expenditure Summary - Operating Funds

Northfield Township High School District 225

Est Actual 2014	2015 Budget	Budget v Actual		Expenditure Categories	Footnote	2015 Budget	2006 Projection	Budget vs Projection	
		\$	%					\$	%
67,333,382	70,783,048	3,449,666	5.1	Salaries	e1	70,783,048	82,422,971	(11,639,923)	(16.4)
15,381,677	16,157,943	776,266	5.0	Employee Benefits	e2	16,157,943	18,558,369	(2,400,426)	(14.9)
9,947,648	11,265,809	1,318,161	13.3	Purchased Svcs	e3	11,265,809	10,535,653	730,156	6.5
4,308,053	4,611,657	303,604	7.0	Supplies	e4	4,611,657	7,883,109	(3,271,452)	(70.9)
1,285,327	1,077,025	(208,302)	(16.2)	Capital Outlay	e5	1,077,025	625,883	451,142	41.9
327,483	302,075	(25,408)	(7.8)	Other	e6	302,075	140,089	161,986	53.6
1,130,307	858,427	(271,880)	(24.1)	Transfers	e7	858,427	318,951	539,476	62.8
5,145,299	5,665,000	519,701	10.1	Tuition	e8	5,665,000	3,458,664	2,206,336	38.9
<u>\$ 104,859,176</u>	<u>\$ 110,720,984</u>	<u>\$ 5,861,808</u>	<u>5.6</u>	Sub-total		<u>\$ 110,720,984</u>	<u>\$ 123,943,689</u>	<u>\$ (13,222,705)</u>	<u>(11.9)</u>

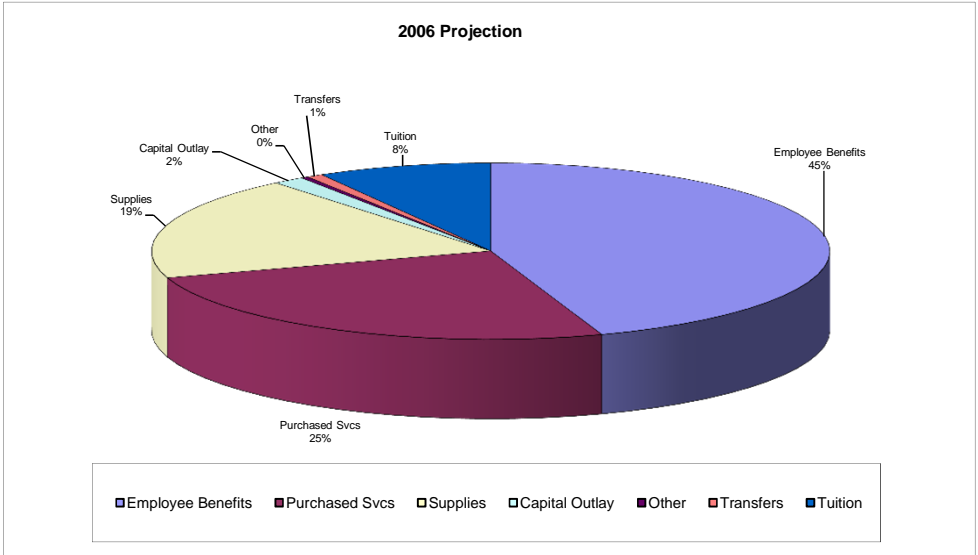
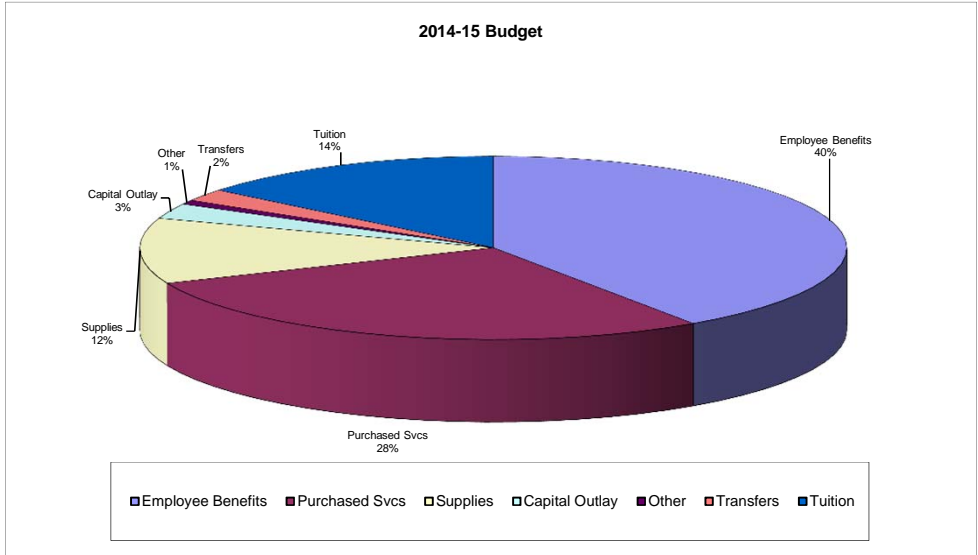
Operating Funds are defined as the Education, Operations & Maintenance, Transportation, IMRF and Working Cash Funds exclusive of one-time facilities improvements. Contingencies are excluded from the budget for comparability purposes.



# Expenditure Comparison - Operating Funds

Northfield Township High School District 225

## 2014-15 Budget versus 2006 Projection - Expenditure Categories Exclusive of Salaries



# FOOTNOTES TO EXPENDITURE SUMMARY

Northfield Township High School District Number 225

---

## **(e1) - Salaries**

Certified staffing falls into three general categories: administrative, regular teaching staff and special education program staff. General certified staff are allocated to each building based on the number of class registrations at each school. This number is adjusted by the projected enrollment. In addition to general staffing, each school has a number of full-time staff who are special allocation. Examples of special allocation include: Team, Academy, etc. Also included in this category are the salary costs for all educational support staff.

## **(e2) – Employee Benefits**

This line represents the sum total of all employee benefits, such as health, dental, disability, life insurance and all pension costs.

## **(e3) – Purchased Services**

This figure represents the sum total of all purchased services, such as consultants.

## **(e4) – Supplies**

This is a general category for all supplies within the district. Included under this heading are utilities, consumable and non-consumable supplies.

## **(e5) – Capital Outlay**

This is the category for general capital outlay purchases.

# FOOTNOTES TO EXPENDITURE SUMMARY (continued)

Northfield Township High School District Number 225

---

## **(e6) - Other**

This figure includes contingencies, dues and fees.

## **(e7) – Transfers**

Transfers to other funds.

## **(e8) – Tuition**

This line represents the district's total payment to outside agencies for special education tuition. Outside agencies can include both public schools as well as private day and/or residential facilities.

# Summary - Operating Funds

Northfield Township High School District 225

Est Actual 2014	2015 Budget	Actual vs Budget	Change in Financial Status	Footnote	2015 Budget	2006 Projection	Budget vs Projection
\$ 4,719,827	\$ 2,217	\$ 4,717,610	Budget Surplus/Shortfall	c1	\$ 2,217	\$ (6,041,444)	\$ 6,043,661
76,834,066	76,836,283	(2,217)	Estimate Ending Balance	c2	76,836,283	37,441,591	\$ 39,394,692
69.4%	64.4%	5.0%	% of Next Year's Expenditures	c3	64.4%	28.1%	36.3%
35.1%	28.1%	7.0%	FY06 Benchmark	c4	28.1%	28.1%	0.0%
34.3%	36.3%	-2.0%	Difference	c5	36.3%	0.0%	36.3%

# FOOTNOTES TO OPERATING FUND SUMMARY

Northfield Township High School District Number 225

---

## **(c1) – Budget Surplus/Shortfall**

This line indicates whether or not the district spent or is projecting to spend more money than it receives in revenues in a given year.

## **(c2) – Estimate Ending Balance**

This figure represents the total of reserves for the operating funds (education, operations and maintenance, IMRF, transportation and working cash) at the end of each fiscal year.

## **(c3) - % of Next Year's Expenditures**

The figure shown is the percentage of reserves against next year's expenditure budget.

## **(c4) – FY06 Benchmark**

This figure shows the FY06 projected benchmark.

## **(c5) - Difference**

This figure shows the difference between the percentage of reserves against next year's expenditure budget and the FY06 benchmark percentage.

# SUMMARY - Comments on Revenue

Northfield Township High School District Number 225

---

## PROPERTY TAXES

Currently, approximately 96% of the district's revenue is derived from local resources. Of this percentage, the largest revenue source is property taxes. It is important for the Board of Education to understand that within the 2014/15 budget, property tax revenues have been offset by anticipated PTAB and tax court granted refunds. FY2014/15 budgeted property tax revenue in the operating funds has been reduced by approximately \$1.1M.

## THE GLEN

Make-whole payments from the Glen redevelopment project are based upon FY2014 enrollment data. No adjustment has been made resulting from any changes to naval housing.

## INTEREST INCOME

With interest rates at historic lows, budgeted interest for FY2014/15, is conservatively estimated at approximately \$170K in the operating funds, as well as projected interest income of \$11K in non-operating funds.

# **SUMMARY - Comments on Revenue (continued)**

Northfield Township High School District Number 225

---

## **STUDENT FEES**

Student fees for FY2015 will remain flat, with the exception of the student technology fee for 1:1 devices. Transportation will not increase and for FY2015, the Board of Education will again provide a 50% discount for each sibling rider. The District will continue to collect a convenience fee for online sales transactions to offset the cost of processing credit cards.

## **BOOKSTORE**

In an effort to further increase efficiencies and reduce costs, the district has contracted with Beck's Bookstore to operate its onsite bookstores. Beck's brings over 40 years of experience to the district.

## **FOOD SERVICE**

A rent-based agreement is in effect with Quest Food Management Service. Under this agreement, Quest will pay the district a percentage of sales. Budgeted FY2014/15 income generated from this agreement is \$250K.

# SUMMARY - Comments on Expenditures

Northfield Township High School District Number 225

---

## SALARIES

Approximately 79% of the district's operating expenditure budget is comprised of salaries and benefits. The FY2014/15 budget includes salary increases based on the teachers' contract at 3.5%. FY2014/15 is the second year of a five-year negotiated agreement with the Glenbrook Educational Association.

## BENEFITS

The FY2014/15 budget reflects a benefit increase of 5.0% over actual FY2013/14 expenses.

## PENSIONS

IMRF costs reflect an increase of approximately 2% over actual FY2013/14 expenses. This modest increase reflects a stable District Employer rate. This rate is forecasted to remain consistent notwithstanding unforeseen economic factors. IMRF has implemented a rolling 30-year rate increase amortization that will have a long term impact upon the District.

## RETIREMENTS

Retirement benefits are included for those staff who declared their intent to retire in 2014. In addition, funds are budgeted assuming that an additional 5 certified and 5 educational support staff will declare their intent to retire in 2014/15.



# SUMMARY – Comments Regarding the 2013/14 Budget

Northfield Township High School District Number 225

---

Overall, the District received 101% of its budgeted revenues and spent 97% of its budgeted expenditures in the operating funds. The net effect was that the District ended the year with an actual surplus of \$4.7M as compared to a budgeted surplus of \$16K. This is largely due to timing of state/federal grant distributions and strict adherence to planned expenditure reductions.

Actual operating expenditures in the Operating Funds were \$3.3M under budget as summarized below:

	<u>Under Budget</u>	<u>Over Budget</u>
Salaries (includes unspent contingencies)	\$1,200,000	
Employee Benefits	\$ 880,000	
• Medical, Dental, Life and Disability Insurance		
• TRS Health Insurance and TRS 2.2 Benefit Formula		
• IMRF, Social Security and Medicare pensions		
• All Employee Fringe Benefits		
Purchased Services (includes Food Service)	\$ 860,000	
Supplies (includes Utilities)	\$ 125,000	
Capital Outlay	\$ 52,000	
Dues/Fees/Other	\$ 71,000	
Special Education Tuition	\$ 66,000	

# 2013-14 Actual versus Budget Summary

Northfield Township High School District 225

Categories	Est Actual	Budget	Difference	%	
<b>Revenue</b>					<b>FY2014 Adj Budget - Revenues</b>
Education	93,729,863	93,022,341	707,522	101%	107,515,512 Budget (adopted 9/30/13)
Operations & Maintenance	9,465,448	9,436,783	28,665	100%	665,970 Budget transfers for approved grant budgets
Transportation	2,380,917	1,718,644	662,273	139%	
IMRF/FICA/MED	3,114,788	3,113,348	1,440	100%	
Working Cash	887,987	890,366	(2,379)	100%	
<b>Sub-total:</b>	<u>109,579,003</u>	<u>108,181,482</u>	<u>1,397,521</u>	101%	<u>108,181,482</u>
<b>Expenditures</b>					<b>FY2014 Adj Budget - Expenditures</b>
Education	90,686,128	93,162,799	(2,476,671)	97%	108,199,756 Budget (adopted 9/30/13)
Operations & Maintenance	8,384,376	8,439,556	(55,180)	99%	(700,000) Less Contingencies
Transportation	2,384,572	2,995,680	(611,108)	80%	665,970 Budget transfers for approved grant budgets
IMRF/FICA/MED	3,404,100	3,567,691	(163,591)	95%	
Working Cash	-	-	-	0%	
<b>Sub-total:</b>	<u>104,859,176</u>	<u>108,165,726</u>	<u>(3,306,550)</u>	97%	<u>108,165,726</u>
<b>Rev (+/-) Exp</b>	<u>4,719,827</u>	<u>15,756</u>	<u>4,704,071</u>		

Operating Funds are defined as the Education, Operations & Maintenance, Transportation, IMRF and Working Cash Funds exclusive of one-time facilities

# EXPLANATION OF ACCOUNT STRUCTURE

Northfield Township High School District Number 225

---

The district provides the Board of Education with information sorted and grouped by program. Following is a listing of those funds which are included in each account type:

The **OPERATING FUND** is composed of the following funds: Education, State/Federal Grants, Food Service, Operations/Maintenance, Transportation, Illinois Municipal Retirement Fund/Social Security, and Working Cash. This fund provides for the day-to-day services necessary to operate the school district. By board policy, in this fund, the district is expected to maintain reserves equal to 33% of the following year's expenditures.

The **DEBT SERVICE FUND** is composed solely of the Debt Service. Debt recorded in this fund consists of principal and interest payments to pay off bonds issued by the school district.

The **CAPITAL PROJECTS FUND** is composed of the following funds: Capital Projects and Life Safety. This fund is utilized to record capital improvements to facilities, as well as life safety expenditures.

The **GLENBROOK AQUATICS PROGRAM** is utilized to record revenue and expenses associated with District's aquatics programs.

Following is a list of program numbers which the district uses to segregate costs.  
Programs are listed in numeric order under each account type.

# LISTING OF PROGRAM NUMBERS

Northfield Township High School District Number 225

<b>REGULAR INSTRUCTION</b>	<b>SPECIAL EDUCATION</b>
1000 Regular Instruction	1300 Special Education
1005 Art	1310 Physically Handicapped
1015 Drivers Education	1312 Behavior Disorders
1020 English	1320 DLS-Cross Categorical
1025 Evening High School	1322 Learning Disabilities
1030 World Language	1325 Study Strategies
1035 Health Education	1350 Transition Program Services
1040 Math	1360 Off Campus
1045 Music/Performing Arts	1370 Hospital Instruction Services
1050 Physical Education/Health	1380 Glenbrook United
1055 Science	<b>VOCATIONAL EDUCATION</b>
1060 Social Studies	1400 Vocational Education
1065 Team	1405 Applied Technology
1150 Reading Improvement	1410 Broadcasting
1160 Summer School	1415 Business Education
1180 English as a Second Language	1420 DCE-Diversified Cooperative Ed
1182 English as a Second Language/TBE	1425 Home Economics
	1430 Industrial Arts
	1435 Nursery School

# LISTING OF PROGRAM NUMBERS (continued)

Northfield Township High School District Number 225

<b>OTHER EDUCATIONAL PROGRAMS</b>	2200 Staff Services
1650 Academy	2210 Improvement of Instruction
1900 Alternative Programs	2213 Glenbrook Days
1999 Contingency	2220 Library
	2230 Audio Visual Services
	2300 Administration Services
<b>SUPPORTING SERVICES</b>	2310 Board of Education
2000 Support Services	2311 Tort
2100 Student Activities	2312 District Retirement Program
2110 Dean's Office	2320 Superintendent's Office
2114 Residency	2324 Assistant Superintendent's Office
2116 GEA	2410 Principal's Office
2120 Guidance Services	2510 Business Office
2123 Crisis Intervention	2520 Fiscal Services
2126 Peer Counseling	2550 Transportation
2130 Health Service	2560 Food Service
2140 Social Work Services	2573 Bookstores
2150 Psychological Services	2574 Printing and Duplicating
2190 Other (Hallway Supervision)	2600 Support Services – Central

# LISTING OF PROGRAM NUMBERS (continued)

Northfield Township High School District Number 225

<b>SUPPORTING SERVICES - continued</b>	3207 Diving
2610 General Administration	3208 Water Polo
2630 Public Information Office	
2640 Human Resource Department	<b>EXTRA/CO-CURRICULAR PROGRAMS</b>
2645 Employee Assistance Program	5000 Extra/Co-Curricular Activities
2649 Health Promotion Program	5100 Athletics
2660 Information Systems	5110 Training Room
2661 Information Systems - Applications	5200 Athletics – Boys
2662 Information Systems - Recurring	5210 Baseball
2663 Information Systems - Tech Plan	5215 Basketball
2664 Student Technology	5220 Cross Country
<b>COMMUNITY SERVICES</b>	5225 Football
3000 Community Services	5230 Golf
3200 Community Swim Program	5235 Gymnastics
3202 Summer Athletic Camps	5240 Lacrosse
3203 Summer Science Camp	5245 Soccer
3205 Swim Club	5260 Swimming
3206 Swim America	5270 Tennis

# LISTING OF PROGRAM NUMBERS (continued)

Northfield Township High School District Number 225


<b>EXTRA/CO-CURRICULAR PROGRAMS - continued</b>	5390 Volleyball
5280 Track	5800 Extra/Co-Curricular Activities
5285 Volleyball	5805 Auditorium/CPA
5290 Water Polo	5815 Pom Pons
5295 Wrestling	5820 Debate
5300 Athletics – Girls	5825 Drama
5305 Badminton	5835 Forensics
5315 Basketball	5850 Mathletes
5318 Cheerleading	5890 Extra-Activities/Discretionary
5320 Cross Country	<b>REIMBURSED ST &amp; FED PROGRAMS</b>
5323 Field Hockey	6000 State/Federal Grants
5330 Golf	6100 Grants-Regular Instruction
5335 Gymnastics	6105 Bi-Lingual Education – TPI/TBE (3305)
5340 Lacrosse	6110 Title III – IEP (4905)
5345 Soccer	6150 Title I – Disadvantaged (4300)
5350 Softball	6155 Title II – Teacher Quality (4930)
5360 Swimming	6157 Title III – LIPLEPS (4909)
5370 Tennis	6160 Title IV – Drug Free Schools (4400)
5380 Track	6170 Title V – Innovative Programs (4100)

# LISTING OF PROGRAM NUMBERS (continued)

Northfield Township High School District Number 225

<b>REIMBURSED ST &amp; FED PROGRAMS - continued</b>	<b>OPERATIONS &amp; MAINTENANCE</b>
6200 Grants-Support Services	9000 Facilities & Plant Operations
6215 School Safety/Ed Block Grant (3775)	9010 Plant Operations
6300 Grants-Special Education	9015 Safety Committee
6354 DORS – Step Program (4951)	9050 Building Maintenance
6366 IDEA-PL 94-142 (4620)	9080 Grounds Maintenance
6380 Medicaid (4900)	9200 Life Safety Amendments - GBN
6400 Grants-Vocational Ed	9213 Life Safety Amendments-GBN #13
6420 Carl Perkins (4745)	9300 Life Safety Amendments - GBS
6460 Career & Tech Ed Improve (3220)	9805 Environmental Services
6480 Tech Enhancing Ed Formula (4971)	9810 Asphalt/Concrete Work
6485 Smaller Learning Communities (4099)	9812 Floor Coverings
6490 Closing the Gap (3792)	9815 Grounds/Site Work
6500 Grants-Staff Development	9820 Performance Contract
6510 Project Lead the Way (1999)	9823 Remodeling Facilities
6580 DCEO Energy & Recycling (3999)	9825 Roofing Projects
6585 IL Innovation Talent (3999)	9827 Life Safety Amendments
6590 School Library Per Capita Grant (3999)	9830 Special Projects





# Operating Fund

## NORTHFIELD TOWNSHIP HIGH SCHOOL DISTRICT NUMBER 225

The Operating Fund is comprised of the following funds: Education, State/Federal Grants, Food Service, Operations/Maintenance, Transportation, Illinois Municipal Retirement Fund/Social Security, and Working Cash. This fund provides for the day-to-day services necessary to operate the school district. By board policy, in this fund, the district is expected to maintain reserves equal to 33% of the following year's expenditures.

		Account	2013-14	2013-14	2014-15	2014-15				
FDTLOC	FUNC	OBJ	SJ	Quick Key	Account Description	Budget	FY Activity	Budget	Variance	
10					Education Fund					
100					Administraton					
1000					Revenue From Local Sources					
10R100	1111	0000	00	000000	11111	General Taxes - Cur Yr Levy	44,780,592	44,956,879	46,222,474	1,441,882
10R100	1112	0000	00	000000	11112	General Taxes - Prior Yr Levy	42,993,079	42,703,877	43,041,801	48,722
10R100	1113	0000	00	000000	11113	General Taxes - Prior Yrs Levi	-950,000	-1,062,703	-1,000,000	-50,000
10R100	1320	0000	00	000000	1320	Summer School Tuition	450,000	395,828	390,000	-60,000
10R100	1510	0000	00	000000	11510	Interest On Investments	100,000	100,030	100,000	0
10R100	1725	0000	00	000000	11725	Tech Fee	100,000	92,892	445,000	345,000
10R100	1914	0000	00	000000	11914	Evening High School Fees	1,200	1,140	1,200	0
10R100	1940	0000	00	000000	11940	Svcs Provided Oth Dist	25,000	34,449	30,000	5,000
10R100	1950	0000	00	000000	11950	Refund Of Prior Yr Exp	0	3,562	0	0
10R100	1999	0000	00	000000	11999	Oth Misc Local Rev	30,000	15,615	5,000	-25,000
10R100	1---	----	00	-----		*Revenue From Local Sources	87,529,871	87,241,569	89,235,475	1,705,604
3000					Unrestricted Grants In Aid					
10R100	3001	0000	00	000000	13001	General State Aid	1,150,000	1,150,000	1,150,000	0
10R100	3102	0000	00	000000	13282	Spec Ed-private Facilities	50,000	134,350	110,000	60,000
10R100	3105	0000	00	000000	13283	Spec Ed-extraordinary Services	600,000	733,763	600,000	0
10R100	3110	0000	00	000000	13281	Special Ed-personnel	800,000	1,076,926	900,000	100,000
10R100	3120	0000	00	000000	13120	Spec Ed-Orphanage-Individual	80,000	48,040	60,000	-20,000
10R100	3130	0000	00	000000	13130	Spec Ed-Orphanage-Summer	6,000	7,147	7,000	1,000
10R100	3145	0000	00	000000	13223	Summer School	0	3,022	3,000	3,000
10R100	3370	0000	00	000000	13221	Driver Education	45,000	53,354	50,000	5,000
10R100	3---	----	00	-----		*Unrestricted Grants In Aid	2,731,000	3,206,602	2,880,000	149,000
4000					Revenue From Federal Sources					
10R100	4620	0000	00	000000	12210	IDEA (PL94-142) - Flow Thru Pt	500,000	596,961	500,000	0
10R100	4625	0000	00	000000	14452	IDEA - Room & Board	500,000	782,459	600,000	100,000
10R100	4900	0000	00	000000	14900	Medicaid - Outreach	40,000	105,123	100,000	60,000
10R100	4902	0000	00	000000	14902	Medicaid - Fee for Service	130,000	124,839	120,000	-10,000
10R100	4951	0000	00	000000	14480	Step	20,000	46,200	40,000	20,000
10R100	4---	----	00	-----		*Revenue From Federal Sources	1,190,000	1,655,582	1,360,000	170,000

		Account	2013-14	2013-14	2014-15	2014-15			
FDTLOC	FUNC	OBJ	SJ	Quick Key	Account Description	Budget	FY Activity	Budget	Variance
10					Education Fund				
100					Administraton				
0000					Revenue				
10R1--	----	----	--	-----	*Administraton	91,450,871	92,103,753	93,475,475	2,024,604
200					Glenbrook North High School				
1000					Revenue From Local Sources				
10R200	1711	0000	00	000000	12711 Athletic Admissions	7,500	6,670	7,000	-500
10R200	1720	0000	00	000000	12720 Student Fees	50,000	76,375	50,000	0
10R200	1791	0000	00	000000	12713 Nursery School Tuition	20,000	23,980	20,000	0
10R200	1917	0000	00	000000	12917 Summer Athletic Camps	190,000	177,870	190,000	0
10R200	1970	0000	00	000000	12993 Driver Education Fees	60,000	66,500	60,000	0
10R200	1----	----	00	-----	*Revenue From Local Sources	327,500	351,395	327,000	-500
7000									
10R200	7900	0000	00	000000	12730 Transfers	30,000	30,000	30,000	0
10R200	7----	----	00	-----	*	30,000	30,000	30,000	0
10R2--	----	----	--	-----	*Glenbrook North High School	357,500	381,395	357,000	-500
300					Glenbrook South High School				
1000					Revenue From Local Sources				
10R300	1711	0000	00	000000	13711 Athletic Admissions	5,000	4,170	5,000	0
10R300	1720	0000	00	000000	13720 Student Fees	38,000	39,790	40,000	2,000
10R300	1791	0000	00	000000	13713 Nursery School Tuition	20,000	15,682	15,000	-5,000
10R300	1822	0000	00	000000	13822 Less: Sales Tax	-20,000	29	0	20,000
10R300	1913	0000	00	000000	13913 Swimming Program	50,000	52,290	50,000	0
10R300	1917	0000	00	000000	13917 Summer Athletic Camps	100,000	121,840	100,000	0
10R300	1970	0000	00	000000	13993 Driver Education Fees	40,000	39,200	40,000	0
10R300	1----	----	00	-----	*Revenue From Local Sources	233,000	273,001	250,000	17,000

		Account	2013-14	2013-14	2014-15	2014-15
FDTLOC	FUNC OBJ SJ	Quick Key Account Description	Budget	FY Activity	Budget	Variance
10		Education Fund				
300		Glenbrook South High School				
7000						
10R300	7900 0000 00 000000	13730 Transfers	30,000	30,000	30,000	0
10R300	7--- ---- 00 -----	*	30,000	30,000	30,000	0
10R3--	----- -- -----	*Glenbrook South High School	263,000	303,001	280,000	17,000
100		Administraton				
3000		Unrestricted Grants In Aid				
14R100	3220 0000 00 000000	13226 Voc Ed - Career & Tech Ed Impr	65,903	64,879	0	-65,903
14R100	3305 0000 00 000000	13224 Bilingual Ed-Downstate-TPI/TBE	61,904	41,650	0	-61,904
14R100	3999 0000 00 000000	3999 Other State Revenue	0	3,523	0	0
14R100	3--- ---- 00 -----	*Unrestricted Grants In Aid	127,807	110,052	0	-127,807
4000		Revenue From Federal Sources				
14R100	4300 0000 00 000000	14430 Title I-Disadvantaged	405,550	348,334	0	-405,550
14R100	4745 0000 00 000000	14493 Carl Perkins-Sec Voc Ed Prog	47,391	74,166	0	-47,391
14R100	4909 0000 00 000000	14909 Title III - LipLeps	13,350	15,668	0	-13,350
14R100	4932 0000 00 000000	144932 Title II - Teacher Quality	61,872	84,692	0	-61,872
14R100	4--- ---- 00 -----	*Revenue From Federal Sources	528,163	522,860	0	-528,163
14R1--	----- -- -----	*Administraton	655,970	632,912	0	-655,970
100		Administraton				
1000		Revenue From Local Sources				
19R100	1911 0000 00 000000	19911 Rental Of Facilities	270,000	280,758	250,000	-20,000
19R100	1980 0000 00 000000	11617 Vending Rebates	25,000	28,044	25,000	0
19R100	1--- ---- 00 -----	*Revenue From Local Sources	295,000	308,802	275,000	-20,000

Account		2013-14	2013-14	2014-15	2014-15	
FDTLOC	FUNC OBJ SJ Quick Key Account Description	Budget	FY Activity	Budget	Variance	
10	Education Fund					
100	Administraton					
0000	Revenue					
19R1--	-----	*Administraton	295,000	308,802	275,000	-20,000
1-----	-----	*Education Fund	93,022,341	93,729,863	94,387,475	1,365,134
=====						
20	Operations & Maintenance Fund					
100	Administraton					
1000	Revenue From Local Sources					
20R100 1111 0000 00 000000	21111 General Taxes - Cur Yr Levy	1,544,063	1,552,459	1,592,229	48,166	
20R100 1112 0000 00 000000	21112 General Taxes - Prior Yr Levy	1,504,720	1,492,801	1,447,613	-57,107	
20R100 1113 0000 00 000000	21113 General Taxes - Prior Yrs Levi	-57,000	-51,805	-53,000	4,000	
20R100 1230 0000 00 000000	21230 Corporate Pers Prop Repl Taxes	1,880,000	1,880,000	2,030,000	150,000	
20R100 1292 0000 00 000000	21292 The Glen Make-Whole Payments	3,000,000	3,000,000	3,800,000	800,000	
20R100 1510 0000 00 000000	21510 Interest On Investments	20,000	20,506	20,000	0	
20R100 1915 0000 00 000000	21915 Rental Of Facilities - North	50,000	29,123	30,000	-20,000	
20R100 1916 0000 00 000000	21916 Rental Of Facilities - South	70,000	55,574	50,000	-20,000	
20R100 1----	-----	*Revenue From Local Sources	8,011,783	7,978,658	8,916,842	905,059
20R1--	-----	*Administraton	8,011,783	7,978,658	8,916,842	905,059
200	Glenbrook North High School					
1000	Revenue From Local Sources					
20R200 1721 0000 00 000000	21721 Parking Fees	180,000	179,896	170,000	-10,000	
20R200 1----	-----	*Revenue From Local Sources	180,000	179,896	170,000	-10,000
20R2--	-----	*Glenbrook North High School	180,000	179,896	170,000	-10,000

		Account	2013-14	2013-14	2014-15	2014-15				
FDTLOC	FUNC	OBJ	SJ	Quick Key	Account Description	Budget	FY Activity	Budget	Variance	
20					Operations & Maintenance Fund					
300					Glenbrook South High School					
1000					Revenue From Local Sources					
20R300	1721	0000	00	000000	21722	Parking Fees	120,000	174,144	170,000	50,000
20R300	1---	----	00	-----		*Revenue From Local Sources	120,000	174,144	170,000	50,000
20R3--	----	----	--	-----		*Glenbrook South High School	120,000	174,144	170,000	50,000
100					Administraton					
1000					Revenue From Local Sources					
28R100	1111	0000	00	000000	281111	General Taxes - Cur Yr Levy	500,000	500,000	500,000	0
28R100	1112	0000	00	000000	281112	General Taxes - Prior Yr Levy	500,000	500,000	500,000	0
28R100	1911	0000	00	000000	28911	Rental Of Facilities	125,000	132,750	125,000	0
28R100	1---	----	00	-----		*Revenue From Local Sources	1,125,000	1,132,750	1,125,000	0
28R1--	----	----	--	-----		*Administraton	1,125,000	1,132,750	1,125,000	0
2-----	----	----	--	-----		*Operations & Maintenance Fund	9,436,783	9,465,448	10,381,842	945,059
40					Transporation Fund					
100					Administraton					
1000					Revenue From Local Sources					
40R100	1111	0000	00	000000	41111	General Taxes - Cur Yr Levy	127,754	127,942	130,764	3,010
40R100	1112	0000	00	000000	41112	General Taxes - Prior Yr Levy	250,590	249,100	122,272	-128,318
40R100	1113	0000	00	000000	41113	General Taxes - Prior Yrs Levi	-38,000	-6,492	-6,500	31,500
40R100	1510	0000	00	000000	41510	Interest On Investments	5,300	4,502	4,500	-800
40R100	1---	----	00	-----		*Revenue From Local Sources	345,644	375,052	251,036	-94,608

		Account	2013-14	2013-14	2014-15	2014-15				
FDTLOC	FUNC	OBJ	SJ	Quick Key	Account Description	Budget	FY Activity	Budget	Variance	
40					Transportation Fund					
100					Administraton					
3000					Unrestricted Grants In Aid					
40R100	3510	0000	00	000000	43212	Special Ed Transportation Aid	800,000	1,389,762	1,100,000	300,000
40R100	3---	----	00	-----		*Unrestricted Grants In Aid	800,000	1,389,762	1,100,000	300,000
40R1--	----	----	--	-----		*Administraton	1,145,644	1,764,814	1,351,036	205,392
100					Administraton					
1000					Revenue From Local Sources					
41R100	1411	0000	00	002550	11411	Reg Trans Fees - Pupils/Parent	540,000	308,795	300,000	-240,000
41R100	1412	0000	00	002550	11412	Reg Trans Fees - Next Yr Svc	30,000	303,873	300,000	270,000
41R100	1510	0000	00	000000	411510	Interest On Investments	3,000	3,435	3,000	0
41R100	1---	----	00	-----		*Revenue From Local Sources	573,000	616,103	603,000	30,000
41R1--	----	----	--	-----		*Administraton	573,000	616,103	603,000	30,000
4-----	----	----	--	-----		*Transportation Fund	1,718,644	2,380,917	1,954,036	235,392
							=====	=====	=====	=====
50					Municipal Retirement Fund					
100					Administraton					
1000					Revenue From Local Sources					
50R100	1111	0000	00	000000	51111	General Taxes - Cur Yr Levy	511,016	511,784	523,057	12,041
50R100	1112	0000	00	000000	51112	General Taxes - Prior Yr Levy	501,180	498,200	486,903	-14,277
50R100	1113	0000	00	000000	51113	General Taxes - Prior Yrs Levi	-25,000	-12,983	-14,000	11,000
50R100	1230	0000	00	000000	51230	Corporate Pers Prop Repl Taxes	120,000	120,000	120,000	0
50R100	1510	0000	00	000000	51510	Interest On Investments	3,000	2,733	2,500	-500
50R100	1---	----	00	-----		*Revenue From Local Sources	1,110,196	1,119,734	1,118,460	8,264
50R1--	----	----	--	-----		*Administraton	1,110,196	1,119,734	1,118,460	8,264

		Account	2013-14	2013-14	2014-15	2014-15				
FDTLOC	FUNC	OBJ	SJ	Quick Key	Account Description	Budget	FY Activity	Budget	Variance	
50					Municipal Retirement Fund					
100					Administraton					
1000					Revenue From Local Sources					
51R100	1151	0000	00	000000	51151	Soc Sec/Med Only - Cur Yr Levy	919,828	922,274	941,503	21,675
51R100	1152	0000	00	000000	51152	Soc Sec/Med Only - Prior Year	902,124	894,726	877,736	-24,388
51R100	1153	0000	00	000000	51153	Soc Sec/Med Only - Prior Years	-20,000	-23,293	-24,500	-4,500
51R100	1230	0000	00	000000	511230	Corporate Pers Prop Repl Taxes	200,000	200,000	200,000	0
51R100	1510	0000	00	000000	511510	Interest On Investments	1,200	1,347	1,200	0
51R100	1---	----	00	-----		*Revenue From Local Sources	2,003,152	1,995,054	1,995,939	-7,213
51R1--	----	----	--	-----		*Administraton	2,003,152	1,995,054	1,995,939	-7,213
5-----	----	----	--	-----		*Municipal Retirement Fund	3,113,348	3,114,788	3,114,399	1,051
							=====	=====	=====	=====
70					Working Cash Fund					
100					Administraton					
1000					Revenue From Local Sources					
70R100	1111	0000	00	000000	71111	General Taxes - Cur Yr Levy	434,363	437,147	444,599	10,236
70R100	1112	0000	00	000000	71112	General Taxes - Prior Yr Levy	426,003	421,946	414,850	-11,153
70R100	1113	0000	00	000000	71113	General Taxes - Prior Yrs Levi	-10,000	-10,947	-12,000	-2,000
70R100	1510	0000	00	000000	71510	Interest On Investments	40,000	39,841	38,000	-2,000
70R100	1---	----	00	-----		*Revenue From Local Sources	890,366	887,987	885,449	-4,917
70R1--	----	----	--	-----		*Administraton	890,366	887,987	885,449	-4,917
7-----	----	----	--	-----		*Working Cash Fund	890,366	887,987	885,449	-4,917
							=====	=====	=====	=====
Grand Revenue Totals							108,181,482	109,579,003	110,723,201	2,541,719



FDTLOC	FUNC	OBJ	SJ	Account	Account Description	2013-14	2013-14	2014-15	2014-15
				Quick Key		Budget	FY Activity	Budget	Variance

Number of Accounts: 81

\*\*\*\*\* End of report \*\*\*\*\*

			Account		Bdgt			2013-14	2013-14	2014-15	2014-15	
FDTLOC	FUNC	OBJ	SJ	Quick Key	OBJ	Bldg	Dept	Indv	Budget	FY Activity	Budget	Variance
10				Education Fund								
1000				Regular Programs								
100				Administraton								
10E100	1130	1310	00	001000	DCONT	10	BO	DOB	200,000	0	400,000	200,000
10E100	1130	1380	00	001000	DLONG	10	BO	DOB	15,000	15,000	19,000	4,000
10E100	1130	2115	00	001000	T2113	10	BO	DOB	3,044	36,940	2,430	-614
10E100	1130	2118	00	001000	TI1130	10	BO	DOB	2,781	2,658	3,184	403
10E100	1130	2150	00	001000	ER113	10	BO	DOB	317,000	0	200,000	-117,000
10E100	1130	2210	00	001000	118221	10	BO	DOB	601	601	630	29
10E100	1130	2220	00	001000	118222	10	BO	DOB	1,589,628	827,537	1,000,000	-589,628
10E100	1130	2250	00	001000	118225	10	BO	DOB	450,000	365,746	400,000	-50,000
10E100	1130	2403	00	001000	118243	10	BO	DOB	750	300	500	-250
10E100	1130	2404	00	001000	118244	10	BO	DOB	20,000	16,429	20,000	0
10E100	1130	2407	00	001000	118247	10	BO	DOB	420,000	415,248	400,000	-20,000
10E100	1130	3323	00	001000	118332	10	BO	DOB	4,500	3,073	4,500	0
10E100	6000	6900	00	001000	100690	10	BO	DOB	500,000	175	500,000	0
10	100				*Administraton				3,523,304	1,683,707	2,950,244	-573,060
200				Glenbrook North High School								
10E200	1130	1310	00	001000	NCONT	10	BO	DOB	30,000	0	30,000	0
10E200	1130	1390	00	001000	NSUB	20			75,000	59,400	78,000	3,000
10E200	1130	1391	00	001000	NSUBI	10	BO	DOB	175,000	167,674	175,000	0
10E200	1130	2115	00	001000	T2113N	10	BO	DOB	941	941	1,641	700
10E200	1130	2118	00	001000	TI1130N	10	BO	DOB	1,169	1,169	2,151	982
10E200	1130	3910	00	001000	220391	10	BO	DOB	120,000	167,593	120,000	0
10E200	1130	6400	00	001000	220640	20			2,622	2,622	2,500	-122
10E200	1130	7140	00	001000	200414	20			44,487	46,495	18,000	-26,487
10	200				*Glenbrook North High School				449,219	445,894	427,292	-21,927
300				Glenbrook South High School								
10E300	1130	1310	00	001000	SCONT	10	BO	DOB	30,000	0	30,000	0
10E300	1130	1390	00	001000	SSUB	30			127,132	127,132	165,600	38,468
10E300	1130	1391	00	001000	SSUBI	10	BO	DOB	300,000	296,105	325,000	25,000
10E300	1130	2115	00	001000	T2113S	10	BO	DOB	1,983	1,983	3,019	1,036
10E300	1130	2118	00	001000	TI1130S	10	BO	DOB	2,462	2,462	3,957	1,495

				Account			Bdgt			2013-14	2013-14	2014-15	2014-15
FDTLOC	FUNC	OBJ	SJ	Quick Key	OBJ	Bldg	Dept	Indv	Budget	FY Activity	Budget	Variance	
10				Education Fund									
1000				Regular Programs									
300				Glenbrook South High School									
10E300	1130	3113	00	001000	320311				16,084	16,084	17,000	916	
10E300	1130	3910	00	001000	320391		BO	DOB	400,000	385,539	450,000	50,000	
10E300	1130	4700	00	001000	300470		IT		22,029	22,029	20,000	-2,029	
10E300	1130	5411	00	001000	320541		IT		53,174	53,174	30,000	-23,174	
10E300	1130	6400	00	001000	320640				4,594	4,594	6,000	1,406	
10	300								957,458	909,102	1,050,576	93,118	
10	---								4,929,981	3,038,703	4,428,112	-501,869	
1005				Art									
200				Glenbrook North High School									
10E200	1130	1310	00	001005	NART		BO	DOB	281,600	276,894	288,085	6,485	
10E200	1130	2115	00	001005	T1005		BO	DOB	2,133	1,606	1,671	-462	
10E200	1130	2118	00	001005	TI1005		BO	DOB	1,994	1,994	2,189	195	
10E200	1130	2210	00	001005	L1005		BO	DOB	269	269	270	1	
10E200	1130	2220	00	001005	M1005		BO	DOB	34,785	34,785	36,249	1,464	
10E200	1130	3230	00	001005	226323				1,678	1,678	2,000	322	
10E200	1130	3320	00	001005	226332				525	524	525	0	
10E200	1130	3903	00	001005	226390				699	699	350	-349	
10E200	1130	4100	00	001005	226410				13,375	13,375	15,600	2,225	
10E200	1130	4300	00	001005	226430				298	298	400	102	
10E200	1130	7140	00	001005	226414				4,464	4,464	2,400	-2,064	
10	200								341,820	336,586	349,739	7,919	
300				Glenbrook South High School									
10E300	1130	1310	00	001005	SART		BO	DOB	241,800	237,037	272,490	30,690	
10E300	1130	2115	00	001005	T1005S		BO	DOB	1,375	1,375	1,580	205	
10E300	1130	2118	00	001005	TI1005S		BO	DOB	1,707	1,707	2,071	364	
10E300	1130	2210	00	001005	L1005S		BO	DOB	249	249	301	52	
10E300	1130	2220	00	001005	M1005S		BO	DOB	21,354	26,785	31,472	10,118	
10E300	1130	3230	00	001005	326323				0	0	500	500	
10E300	1130	3320	00	001005	326332				300	300	1,600	1,300	

			Account		Bdgt			2013-14	2013-14	2014-15	2014-15	
FDTLOC	FUNC	OBJ	SJ	Quick Key	OBJ	Bldg	Dept	Indv	Budget	FY Activity	Budget	Variance
10				Education Fund								
1005				Art								
300				Glenbrook South High School								
10E300	1130	4100	00	001005	326410				15,679	15,679	13,492	-2,187
10E300	1130	4115	00	001005	326415				0	0	100	100
10E300	1130	4300	00	001005	326430				0	0	150	150
10E300	1130	5400	00	001005	326540				385	385	0	-385
10E300	1130	7140	00	001005	326414				13,533	13,533	5,368	-8,165
10	300								296,382	297,050	329,124	32,742
10	---								638,202	633,636	678,863	40,661
1015				Drivers Education								
100				Administraton								
10E100	1700	3230	00	001015	133323	10	BO	DOO	5,000	1,885	5,000	0
10	100								5,000	1,885	5,000	0
200				Glenbrook North High School								
10E200	1700	1310	00	001015	NDE	10	BO	DOB	234,200	231,831	342,924	108,724
10E200	1700	2115	00	001015	T1015	10	BO	DOB	1,730	1,345	1,989	259
10E200	1700	2118	00	001015	TI1015	10	BO	DOB	1,669	1,669	2,606	937
10E200	1700	2210	00	001015	L1015	10	BO	DOB	305	211	373	68
10E200	1700	2220	00	001015	M1015	10	BO	DOB	10,439	10,439	36,498	26,059
10E200	1700	3234	00	001015	233324	20			1,612	1,612	3,600	1,988
10E200	1700	3320	00	001015	233332	20			35	35	525	490
10E200	1700	4100	00	001015	233410	20			974	974	1,250	276
10	200								250,964	248,116	389,765	138,801
300				Glenbrook South High School								
10E300	1700	1310	00	001015	SDE	10	BO	DOB	214,700	214,690	298,433	83,733
10E300	1700	2115	00	001015	T1015S	10	BO	DOB	1,245	1,245	1,731	486
10E300	1700	2118	00	001015	TI1015S	10	BO	DOB	884	1,546	2,268	1,384
10E300	1700	2210	00	001015	L1015S	10	BO	DOB	218	218	304	86

				Account			Bdgt			2013-14	2013-14	2014-15	2014-15
FDTLOC	FUNC	OBJ	SJ	Quick Key	OBJ	Bldg	Dept	Indv	Budget	FY Activity	Budget	Variance	
10				Education Fund									
1015				Drivers Education									
300				Glenbrook South High School									
10E300	1700	2220	00	001015	M1015S	10	BO	DOB	18,958	29,863	34,527	15,569	
10E300	1700	3230	00	001015	340323	30			1,352	1,352	2,000	648	
10E300	1700	3320	00	001015	340332	30			613	613	1,500	887	
10E300	1700	4100	00	001015	340410	30			178	178	1,450	1,272	
10E300	1700	7140	00	001015	340414	30			29	29	0	-29	
10	300				*Glenbrook South High School				238,177	249,734	342,213	104,036	
10	---				*Drivers Education				494,141	499,735	736,978	242,837	
1020				English									
200				Glenbrook North High School									
10E200	1130	1310	00	001020	NENG	10	BO	DOB	1,751,350	1,740,961	1,657,635	-93,715	
10E200	1130	1410	00	001020	NPENG	10	BO	DOB	143,300	142,504	149,797	6,497	
10E200	1130	2115	00	001020	T1020	10	BO	DOB	10,097	10,097	9,614	-483	
10E200	1130	2118	00	001020	TI1020	10	BO	DOB	12,535	12,535	12,598	63	
10E200	1130	2210	00	001020	L1020	10	BO	DOB	2,324	2,324	2,169	-155	
10E200	1130	2220	00	001020	M1020	10	BO	DOB	238,772	238,772	233,361	-5,411	
10E200	1130	3320	00	001020	241332	20			3,899	3,899	6,400	2,501	
10E200	1130	4100	00	001020	241410	20			5,603	4,951	6,000	397	
10E200	1130	4300	00	001020	241430	20			2,452	2,452	3,000	548	
10E200	1130	7140	00	001020	241414	20			2,095	2,095	2,000	-95	
10E200	2225	3320	00	001020	225332	20			192	192	1,000	808	
10E200	2225	4100	00	001020	225410	20			549	549	600	51	
10E200	2225	4300	00	001020	225430	20			258	258	270	12	
10	200				*Glenbrook North High School				2,173,426	2,161,589	2,084,444	-88,982	
300				Glenbrook South High School									
10E300	1130	1310	00	001020	SENG	10	BO	DOB	2,467,600	2,456,723	2,334,729	-132,871	
10E300	1130	1410	00	001020	SPENG	10	BO	DOB	163,800	137,655	172,297	8,497	
10E300	1130	2115	00	001020	T1020S	10	BO	DOB	14,249	14,249	13,541	-708	
10E300	1130	2118	00	001020	TI1020S	10	BO	DOB	17,689	17,689	17,744	55	
10E300	1130	2210	00	001020	L1020S	10	BO	DOB	3,075	3,075	3,114	39	

			Account		Bdgt			2013-14	2013-14	2014-15	2014-15	
FDTLOC	FUNC	OBJ	SJ	Quick Key	OBJ	Bldg	Dept	Indv	Budget	FY Activity	Budget	Variance
10				Education Fund								
1020				English								
300				Glenbrook South High School								
10E300	1130	2220	00	001020	M1020S			DOB	290,774	290,774	273,310	-17,464
10E300	1130	3230	00	001020	341323				0	0	200	200
10E300	1130	3320	00	001020	341332				9,901	9,901	9,600	-301
10E300	1130	4100	00	001020	341410				5,971	5,971	6,223	252
10E300	1130	4115	00	001020	341415				165	165	400	235
10E300	1130	4300	00	001020	341430				73	73	300	227
10E300	1130	7140	00	001020	341414				553	553	0	-553
10	300								2,973,850	2,936,828	2,831,458	-142,392
10	---								5,147,276	5,098,417	4,915,902	-231,374
1025				Evening High School								
100				Administraton								
10E100	1130	1148	00	001025	143148			BO	1,700	0	2,200	500
10E100	1130	1340	00	001025	EVEN			DOB	300,000	215,187	250,000	-50,000
10E100	1130	1390	00	001025	EVSUB			DOB	500	0	1,500	1,000
10E100	1130	1590	00	001025	143159			DOB	2,000	801	2,000	0
10E100	1130	2115	00	001025	T1025A			DOB	1,218	1,186	1,471	253
10E100	1130	2118	00	001025	TI1025A			DOB	1,472	1,472	1,928	456
10E100	1130	2210	00	001025	L1025B			DOB	108	104	104	-4
10E100	1130	2220	00	001025	M1025C			DOB	14,890	14,890	15,207	317
10E100	1130	3120	00	001025	143312			PEV	500	0	0	-500
10E100	1130	3230	00	001025	143323			PEV	0	195	200	200
10E100	1130	3910	00	001025	120391			DOB	0	1,875	2,000	2,000
10E100	1130	4100	00	001025	143410			PEV	13,500	13,696	13,500	0
10E100	2410	1110	00	001025	DAEVEN			DOB	122,508	122,508	127,324	4,816
10E100	2410	1350	00	001025	DSEVEN			DOB	850	0	0	-850
10E100	2410	2115	00	001025	T1025			DOB	12,001	12,001	11,822	-179
10E100	2410	2118	00	001025	TI1025			DOB	963	963	968	5
10E100	2410	2210	00	001025	L1025			DOB	371	366	383	12
10E100	2410	2220	00	001025	M1025			DOB	16,866	16,866	17,910	1,044
10E100	2410	3320	00	001025	143332			PEV	1,500	574	1,500	0
10	100								490,947	402,684	450,017	-40,930

				Account		Bdgt			2013-14	2013-14	2014-15	2014-15	
FDTLOC	FUNC	OBJ	SJ	Quick Key	OBJ	Bldg	Dept	Indv	Budget	FY Activity	Budget	Variance	
10				Education Fund									
1025				Evening High School									
300				Glenbrook South High School									
10E300	2190	1410	00	001025	DPEVEN	PARA/IA	10	BO	DOB	11,550	11,543	11,728	178
10	300									11,550	11,543	11,728	178
10	---									502,497	414,227	461,745	-40,752
1030				World Language									
200				Glenbrook North High School									
10E200	1130	1310	00	001030	NFL	Teachers	10	BO	DOB	1,429,100	1,397,711	1,389,745	-39,355
10E200	1130	1410	00	001030	NPFL	PARA/IA	10	BO	DOB	97,100	94,896	68,382	-28,718
10E200	1130	2115	00	001030	T1030	TRS 2.2	10	BO	DOB	8,107	8,107	8,061	-46
10E200	1130	2118	00	001030	TI1030	TRS Health Insurance	10	BO	DOB	10,064	10,064	10,562	498
10E200	1130	2150	00	001030	ER130	TRS-early Retirement	10	BO	DOB	8,000	7,658	0	-8,000
10E200	1130	2210	00	001030	L1030	Life/Disability Insurance	10	BO	DOB	1,743	1,743	1,675	-68
10E200	1130	2220	00	001030	M1030	Medical/Dental Insurance	10	BO	DOB	175,140	175,140	154,000	-21,140
10E200	1130	3320	00	001030	246332	Professional Development	20			3,895	3,895	4,650	755
10E200	1130	3903	00	001030	246393	Entry Fees	20			862	862	900	38
10E200	1130	4100	00	001030	246410	Supplies-General	20			3,946	3,946	4,200	254
10E200	1130	4300	00	001030	246430	Library Books	20			1,120	1,119	1,120	0
10E200	1130	7140	00	001030	246414	Non-Consumable Supplies	20			0	0	1,200	1,200
10	200									1,739,077	1,705,141	1,644,495	-94,582
300				Glenbrook South High School									
10E300	1130	1310	00	001030	SFL	Teachers	10	BO	DOB	1,730,100	1,725,451	1,858,150	128,050
10E300	1130	1410	00	001030	SPFL	PARA/IA	10	BO	DOB	40,360	50,978	52,676	12,316
10E300	1130	2115	00	001030	T1030S	TRS 2.2	10	BO	DOB	10,008	10,008	10,777	769
10E300	1130	2118	00	001030	TI1030S	TRS Health Insurance	10	BO	DOB	12,423	12,423	14,122	1,699
10E300	1130	2210	00	001030	L1030S	Life/Disability Insurance	10	BO	DOB	2,139	2,139	2,400	261
10E300	1130	2220	00	001030	M1030S	Medical/Dental Insurance	10	BO	DOB	205,545	205,545	244,000	38,455
10E300	1130	3230	00	001030	346323	Repairs & Maint Services	30			0	0	175	175
10E300	1130	3320	00	001030	346332	Professional Development	30			8,249	8,249	8,693	444
10E300	1130	3903	00	001030	346390	Entry Fees	30			2,032	2,032	2,060	28
10E300	1130	4100	00	001030	346410	Supplies-General	30			7,793	7,793	7,000	-793

FDTLOC	FUNC	OBJ	SJ	Account		Bdgt			2013-14	2013-14	2014-15	2014-15		
				Quick Key	OBJ	Bldg	Dept	Indv	Budget	FY Activity	Budget	Variance		
10				Education Fund										
1030				World Language										
300				Glenbrook South High School										
10E300	1130	4115	00	001030	346415	Non-Printed Materials		30	0	0	650	650		
10E300	1130	4300	00	001030	346430	Library Books		30	212	212	450	238		
10E300	1130	7140	00	001030	346414	Non-Consumable Supplies		30	6,948	6,948	685	-6,263		
10	300					*Glenbrook South High School			2,025,809	2,031,778	2,201,838	176,029		
10	---					*World Language			3,764,886	3,736,919	3,846,333	81,447		
1035				Health Education										
200				Glenbrook North High School										
10E200	1130	1310	00	001035	NHE	Teachers		10	BO	DOB	171,300	147,710	156,509	-14,791
10E200	1130	2115	00	001035	T1035	TRS 2.2		10	BO	DOB	1,504	857	908	-596
10E200	1130	2118	00	001035	TI1035	TRS Health Insurance		10	BO	DOB	1,064	1,064	1,189	125
10E200	1130	2210	00	001035	L1035	Life/Disability Insurance		10	BO	DOB	167	167	218	51
10E200	1130	2220	00	001035	M1035	Medical/Dental Insurance		10	BO	DOB	22,234	22,234	17,000	-5,234
10	200					*Glenbrook North High School			196,269	172,032	175,824	-20,445		
300				Glenbrook South High School										
10E300	1130	1310	00	001035	SHE	Teachers		10	BO	DOB	297,700	291,927	219,207	-78,493
10E300	1130	2115	00	001035	T1035S	TRS 2.2		10	BO	DOB	1,671	1,671	1,271	-400
10E300	1130	2118	00	001035	TI1035S	TRS Health Insurance		10	BO	DOB	2,074	2,074	1,666	-408
10E300	1130	2210	00	001035	L1035S	Life/Disability Insurance		10	BO	DOB	264	264	290	26
10E300	1130	2220	00	001035	M1035S	Medical/Dental Insurance		10	BO	DOB	15,977	25,510	31,000	15,023
10E300	1130	3320	00	001035	354332	Professional Development		30	0	0	1,500	1,500	1,500	
10E300	1130	4100	00	001035	354410	Supplies-General		30	2,123	2,123	1,709	-414		
10E300	1130	7140	00	001035	354414	Non-Consumable Supplies		30	-420	-420	0	420		
10	300					*Glenbrook South High School			319,389	323,149	256,643	-62,746		
10	---					*Health Education			515,658	495,181	432,467	-83,191		



				Account			Bdgt			2013-14	2013-14	2014-15	2014-15
FDTLOC	FUNC	OBJ	SJ	Quick Key	OBJ	Bldg	Dept	Indv	Budget	FY Activity	Budget	Variance	
10				Education Fund									
1040				Math									
200				Glenbrook North High School									
10E200	1130	1310	00	001040	NMA	10	BO	DOB	1,712,250	1,694,742	1,664,821	-47,429	
10E200	1130	1410	00	001040	NPMA	10	BO	DOB	94,000	91,686	95,604	1,604	
10E200	1130	2115	00	001040	T1040	10	BO	DOB	9,829	9,829	9,656	-173	
10E200	1130	2118	00	001040	TI1040	10	BO	DOB	12,202	12,202	12,653	451	
10E200	1130	2210	00	001040	L1040	10	BO	DOB	1,886	1,886	2,070	184	
10E200	1130	2220	00	001040	M1040	10	BO	DOB	207,989	207,989	202,000	-5,989	
10E200	1130	3320	00	001040	262332	20			6,091	6,091	5,000	-1,091	
10E200	1130	4100	00	001040	262410	20			1,245	1,245	5,550	4,305	
10E200	1130	4300	00	001040	262430	20			793	793	1,000	207	
10	200				*Glenbrook North High School				2,046,285	2,026,463	1,998,354	-47,931	
300				Glenbrook South High School									
10E300	1130	1310	00	001040	SMA	10	BO	DOB	2,480,100	2,460,175	2,591,022	110,922	
10E300	1130	1410	00	001040	SPMA	10	BO	DOB	164,000	163,141	175,314	11,314	
10E300	1130	2115	00	001040	T1040S	10	BO	DOB	14,269	14,269	15,028	759	
10E300	1130	2118	00	001040	TI1040S	10	BO	DOB	17,713	17,713	19,692	1,979	
10E300	1130	2210	00	001040	L1040S	10	BO	DOB	2,949	2,949	3,120	171	
10E300	1130	2220	00	001040	M1040S	10	BO	DOB	313,530	313,530	321,794	8,264	
10E300	1130	3230	00	001040	362323	30			45	45	0	-45	
10E300	1130	3320	00	001040	362332	30			8,595	8,595	9,255	660	
10E300	1130	4100	00	001040	362410	30			7,875	7,875	8,589	714	
10E300	1130	4300	00	001040	362430	30			236	236	500	264	
10E300	1130	7140	00	001040	362414	30			3,005	3,005	2,541	-464	
10	300				*Glenbrook South High School				3,012,317	2,991,533	3,146,855	134,538	
10	---				*Math				5,058,602	5,017,996	5,145,209	86,607	
1045				Music/Performing Arts									
200				Glenbrook North High School									
10E200	1130	1310	00	001045	NMUS	10	BO	DOB	447,050	442,320	459,559	12,509	
10E200	1130	1410	00	001045	NPMUS	10	BO	DOB	6,000	15,756	9,360	3,360	
10E200	1130	2115	00	001045	T1045	10	BO	DOB	3,370	2,565	2,665	-705	

FDTLOC	FUNC	OBJ	SJ	Account		Bldg	Bdgt	Bdgt	Bdgt	2013-14	2013-14	2014-15	2014-15
				Quick Key	OBJ								
10					Education Fund								
1045					Music/Performing Arts								
200					Glenbrook North High School								
10E200	1130	2118	00	001045	TI1045	TR	10	BO	DOB	3,185	3,185	3,493	308
10E200	1130	2210	00	001045	L1045	Life/Disability Insurance	10	BO	DOB	559	559	566	7
10E200	1130	2220	00	001045	M1045	Medical/Dental Insurance	10	BO	DOB	33,303	33,303	51,500	18,197
10E200	1130	3230	00	001045	264323	Repairs & Maint Services	20			5,611	5,611	5,500	-111
10E200	1130	3234	00	001045	264324	Maintenance Agreements	20			4,750	4,750	4,750	0
10E200	1130	3320	00	001045	264332	Professional Development	20			2,312	2,312	2,200	-112
10E200	1130	3903	00	001045	264390	Entry Fees	20			2,618	2,618	3,000	382
10E200	1130	4100	00	001045	264410	Supplies-General	20			13,042	13,042	12,500	-542
10E200	1130	4300	00	001045	264430	Library Books	20			314	314	600	287
10E200	1130	5400	00	001045	264540	Equipment	20			4,680	4,590	6,700	2,020
10E200	1130	7140	00	001045	264414	Non-Consumable Supplies	20			12,569	8,669	6,975	-5,594
10 200					*Glenbrook North High School					539,363	539,594	569,368	30,006
300					Glenbrook South High School								
10E300	1130	1310	00	001045	SMUS	Teachers	10	BO	DOB	373,850	371,457	346,655	-27,195
10E300	1130	1410	00	001045	SPMUS	PARA/IA	10	BO	DOB	9,000	19,656	19,396	10,396
10E300	1130	2115	00	001045	T1045S	TRS 2.2	10	BO	DOB	2,155	2,155	2,011	-144
10E300	1130	2118	00	001045	TI1045S	TRS Health Insurance	10	BO	DOB	2,674	2,674	2,635	-39
10E300	1130	2210	00	001045	L1045S	Life/Disability Insurance	10	BO	DOB	643	643	680	37
10E300	1130	2220	00	001045	M1045S	Medical/Dental Insurance	10	BO	DOB	37,821	49,415	42,000	4,179
10E300	1130	3230	00	001045	364323	Repairs & Maint Services	30			13,437	13,437	11,700	-1,737
10E300	1130	3320	00	001045	364332	Professional Development	30			697	697	1,250	553
10E300	1130	3903	00	001045	364390	Entry Fees	30			2,781	2,781	3,625	844
10E300	1130	4100	00	001045	364410	Supplies-General	30			12,943	12,943	14,609	1,666
10E300	1130	4115	00	001045	364415	Non-Printed Materials	30			0	0	70	70
10E300	1130	4130	00	001045	364413	Uniforms	30			2,613	2,613	4,160	1,547
10E300	1130	4300	00	001045	364430	Library Books	30			0	0	70	70
10E300	1130	7140	00	001045	364414	Non-Consumable Supplies	30			13,157	13,157	22,950	9,793
10 300					*Glenbrook South High School					471,771	491,628	471,811	40
10 ---					*Music/Performing Arts					1,011,134	1,031,222	1,041,179	30,046

FDTLOC	FUNC	OBJ	SJ	Account		Bldg	Bdgt Dept	Bdgt Indv	2013-14	2013-14	2014-15	2014-15	
				Quick Key	OBJ				Budget	FY Activity	Budget	Variance	
10					Education Fund								
1050					Physical Education / Health								
200					Glenbrook North High School								
10E200	1130	1310	00	001050	NPE	Teachers	10	BO	DOB	1,335,900	1,342,428	1,237,496	-98,404
10E200	1130	1410	00	001050	NPPE	PARA/IA	10	BO	DOB	35,000	63,717	77,224	42,224
10E200	1130	1510	00	001050	NTPE	Support Staff	10	BO	DOB	39,285	42,143	40,710	1,425
10E200	1130	2115	00	001050	T1050	TRS 2.2	10	BO	DOB	7,786	7,786	7,177	-609
10E200	1130	2118	00	001050	TI1050	TRS Health Insurance	10	BO	DOB	9,665	9,665	9,405	-260
10E200	1130	2210	00	001050	L1050	Life/Disability Insurance	10	BO	DOB	1,726	1,726	1,580	-146
10E200	1130	2220	00	001050	M1050	Medical/Dental Insurance	10	BO	DOB	179,266	179,266	170,000	-9,266
10E200	1130	3230	00	001050	268323	Repairs & Maint Services	20			1,688	1,688	3,200	1,512
10E200	1130	3234	00	001050	268324	Maintenance Agreements	20			4,655	4,655	7,600	2,945
10E200	1130	3320	00	001050	268332	Professional Development	20			413	413	4,650	4,238
10E200	1130	4100	00	001050	268410	Supplies-General	20			6,171	5,831	6,300	129
10E200	1130	4300	00	001050	268430	Library Books	20			0	0	400	400
10E200	1130	7140	00	001050	268414	Non-Consumable Supplies	20			5,000	4,321	5,000	0
10	200					*Glenbrook North High School				1,626,555	1,663,639	1,570,742	-55,812
300					Glenbrook South High School								
10E300	1130	1310	00	001050	SPE	Teachers	10	BO	DOB	1,621,800	1,607,242	1,685,831	64,031
10E300	1130	1410	00	001050	SPPE	PARA/IA	10	BO	DOB	31,200	31,179	32,656	1,456
10E300	1130	1510	00	001050	STPE	Support Staff	10	BO	DOB	42,250	33,965	31,321	-10,929
10E300	1130	2115	00	001050	T1050S	TRS 2.2	10	BO	DOB	9,316	9,316	9,778	462
10E300	1130	2118	00	001050	TI1050S	TRS Health Insurance	10	BO	DOB	11,565	11,565	12,812	1,247
10E300	1130	2210	00	001050	L1050S	Life/Disability Insurance	10	BO	DOB	1,830	1,830	1,915	85
10E300	1130	2220	00	001050	M1050S	Medical/Dental Insurance	10	BO	DOB	193,640	193,640	225,000	31,360
10E300	1130	3230	00	001050	368323	Repairs & Maint Services	30			2,219	2,219	2,000	-219
10E300	1130	3320	00	001050	368332	Professional Development	30			5,223	5,223	2,500	-2,723
10E300	1130	4100	00	001050	368410	Supplies-General	30			8,295	8,295	4,210	-4,085
10E300	1130	5400	00	001050	368540	Equipment	30			6,475	6,475	0	-6,475
10E300	1130	5409	00	001050	368549	Equipment-Spec Items	30			778	778	0	-778
10E300	1130	7140	00	001050	368414	Non-Consumable Supplies	30			13,736	16,874	10,555	-3,181
10	300					*Glenbrook South High School				1,948,327	1,928,601	2,018,578	70,251
10	---					*Physical Education / Health				3,574,882	3,592,240	3,589,320	14,439

				Account		Bdgt			2013-14	2013-14	2014-15	2014-15
FDTLOC	FUNC	OBJ	SJ	Quick Key	OBJ	Bldg	Dept	Indv	Budget	FY Activity	Budget	Variance
10				Education Fund								
1055				Science								
200				Glenbrook North High School								
10E200	1130	1310	00	001055	NSCI	10	BO	DOB	2,321,500	2,269,851	2,299,949	-21,551
10E200	1130	1410	00	001055	NPSCI	10	BO	DOB	73,000	70,219	74,945	1,945
10E200	1130	2115	00	001055	T1055	10	BO	DOB	13,165	13,165	13,340	175
10E200	1130	2118	00	001055	TI1055	10	BO	DOB	16,343	16,343	17,480	1,137
10E200	1130	2210	00	001055	L1055	10	BO	DOB	2,494	2,494	2,575	81
10E200	1130	2220	00	001055	M1055	10	BO	DOB	254,817	254,817	262,000	7,183
10E200	1130	3230	00	001055	276323	20			3,826	3,826	3,600	-226
10E200	1130	3320	00	001055	276332	20			5,661	5,661	5,525	-136
10E200	1130	3900	00	001055	276390	20			0	0	1,500	1,500
10E200	1130	4100	00	001055	276410	20			26,715	26,739	26,000	-715
10E200	1130	4300	00	001055	276430	20			-1,242	-1,242	800	2,042
10E200	1130	5400	00	001055	276540	20			4,690	4,690	3,200	-1,490
10E200	1130	6400	00	001055	276640	20			0	0	100	100
10E200	1130	7140	00	001055	276414	20			8,857	8,477	7,020	-1,837
10	200				*Glenbrook North High School				2,729,826	2,675,040	2,718,034	-11,792
300				Glenbrook South High School								
10E300	1130	1310	00	001055	SSCI	10	BO	DOB	2,766,600	2,726,768	2,974,966	208,366
10E300	1130	1410	00	001055	SPSCI	10	BO	DOB	40,000	42,641	43,284	3,284
10E300	1130	2115	00	001055	T1055S	10	BO	DOB	15,815	15,815	17,255	1,440
10E300	1130	2118	00	001055	TI1055S	10	BO	DOB	19,633	19,633	22,610	2,977
10E300	1130	2210	00	001055	L1055S	10	BO	DOB	2,991	2,991	3,335	344
10E300	1130	2220	00	001055	M1055S	10	BO	DOB	325,254	325,254	356,000	30,746
10E300	1130	3230	00	001055	376323	30			285	285	3,221	2,936
10E300	1130	3320	00	001055	376332	30			12,120	12,120	7,950	-4,170
10E300	1130	4100	00	001055	376410	30			42,703	42,703	44,503	1,800
10E300	1130	4115	00	001055	376415	30			87	87	200	113
10E300	1130	7140	00	001055	376414	30			22,749	22,749	7,241	-15,508
10	300				*Glenbrook South High School				3,248,237	3,211,046	3,480,565	232,328
10	---				*Science				5,978,063	5,886,086	6,198,599	220,536

				Account			2013-14			2013-14			2014-15			2014-15		
FDTLOC	FUNC	OBJ	SJ	Quick Key	OBJ	Bldg	Dept	Indv	Budget	FY Activity	Budget	Variance	Budget	Variance	Budget	Variance		
10				Education Fund														
1060				Social Studies														
200				Glenbrook North High School														
10E200	1130	1310	00	001060	NSS	10	BO	DOB	1,478,100	1,458,397	1,521,779	43,679						
10E200	1130	2115	00	001060	T1060	10	BO	DOB	8,459	8,459	8,826	367						
10E200	1130	2118	00	001060	TI1060	10	BO	DOB	10,501	10,501	11,566	1,065						
10E200	1130	2210	00	001060	L1060	10	BO	DOB	1,522	1,522	1,610	88						
10E200	1130	2220	00	001060	M1060	10	BO	DOB	174,990	174,990	172,000	-2,990						
10E200	1130	3230	00	001060	278323	20			47	47	0	-47						
10E200	1130	3320	00	001060	278332	20			5,010	5,010	4,650	-360						
10E200	1130	4100	00	001060	278410	20			5,562	5,562	5,000	-562						
10E200	1130	4300	00	001060	278430	20			341	341	1,050	709						
10E200	1130	6400	00	001060	278640	20			2,600	2,600	3,000	400						
10 200					*Glenbrook North High School				1,687,132	1,667,429	1,729,481	42,349						
300				Glenbrook South High School														
10E300	1130	1310	00	001060	SSS	10	BO	DOB	2,144,600	2,114,690	2,185,130	40,530						
10E300	1130	1410	00	001060	SPSS	10	BO	DOB	44,200	44,134	44,993	793						
10E300	1130	2115	00	001060	T1060S	10	BO	DOB	12,265	12,265	12,674	409						
10E300	1130	2118	00	001060	TI1060S	10	BO	DOB	15,226	15,226	16,607	1,381						
10E300	1130	2210	00	001060	L1060S	10	BO	DOB	2,260	2,260	2,385	125						
10E300	1130	2220	00	001060	M1060S	10	BO	DOB	234,070	234,070	255,000	20,930						
10E300	1130	3230	00	001060	378323	30			386	386	500	114						
10E300	1130	3320	00	001060	378332	30			7,861	7,861	5,700	-2,161						
10E300	1130	4100	00	001060	378410	30			7,894	7,894	7,899	5						
10E300	1130	4115	00	001060	378415	30			396	396	1,460	1,064						
10E300	1130	4300	00	001060	378430	30			975	975	1,056	81						
10E300	1130	7140	00	001060	378414	30			5,844	5,844	2,400	-3,444						
10 300					*Glenbrook South High School				2,475,977	2,446,001	2,535,804	59,827						
10 ---					*Social Studies				4,163,109	4,113,430	4,265,285	102,176						

				Account		Bdgt			2013-14	2013-14	2014-15	2014-15
FDTLOC	FUNC	OBJ	SJ	Quick Key	OBJ	Bldg	Dept	Indv	Budget	FY Activity	Budget	Variance
10				Education Fund								
1065				Team								
200				Glenbrook North High School								
10E200	1130	1310	00	001065	NTEAM	10	BO	DOB	593,400	594,106	546,764	-46,636
10E200	1130	2115	00	001065	T1065	10	BO	DOB	4,683	3,446	3,171	-1,512
10E200	1130	2118	00	001065	TI1065	10	BO	DOB	4,278	4,278	4,155	-123
10E200	1130	2210	00	001065	L1065	10	BO	DOB	704	704	588	-116
10E200	1130	2220	00	001065	M1065	10	BO	DOB	78,588	78,588	67,000	-11,588
10E200	1130	3320	00	001065	281332	20			0	0	1,400	1,400
10E200	1130	4100	00	001065	281410	20			0	0	400	400
10	200				*Glenbrook North High School				681,653	681,122	623,478	-58,175
300				Glenbrook South High School								
10E300	1130	1310	00	001065	STEAM	10	BO	DOB	487,700	487,660	698,071	210,371
10E300	1130	2115	00	001065	T1065S	10	BO	DOB	2,828	2,828	4,049	1,221
10E300	1130	2118	00	001065	TI1065S	10	BO	DOB	3,195	3,511	5,305	2,110
10E300	1130	2210	00	001065	L1065S	10	BO	DOB	563	531	860	297
10E300	1130	2220	00	001065	M1065S	10	BO	DOB	49,827	51,310	80,000	30,173
10E300	1130	3320	00	001065	335332	30			10	10	500	490
10E300	1130	4100	00	001065	335410	30			1,342	1,342	1,500	158
10E300	1130	4115	00	001065	335415	30			24	24	250	226
10E300	1130	4300	00	001065	335430	30			735	735	250	-485
10E300	1130	7140	00	001065	335414	30			0	0	882	882
10	300				*Glenbrook South High School				546,224	547,951	791,667	245,443
10	---				*Team				1,227,877	1,229,073	1,415,145	187,268
1150				Reading Improvement								
200				Glenbrook North High School								
10E200	1130	1310	00	001150	NRDIMP	10	BO	DOB	39,300	39,272	196,062	156,762
10E200	1130	2115	00	001150	T1150	10	BO	DOB	679	228	1,137	458
10E200	1130	2118	00	001150	TI1150	10	BO	DOB	283	283	1,490	1,207
10E200	1130	2210	00	001150	L1150	10	BO	DOB	41	41	208	167
10E200	1130	2220	00	001150	M1150	10	BO	DOB	400	400	16,000	15,600
10E200	1130	4100	00	001150	150410	20			350	346	350	0

			Account		Bdgt			2013-14	2013-14	2014-15	2014-15	
FDTLOC	FUNC	OBJ	SJ	Quick Key	OBJ	Bldg	Dept	Indv	Budget	FY Activity	Budget	Variance
10				Education Fund								
1150				Reading Improvement								
200				Glenbrook North High School								
10E200	1130	4300	00	001150	150430	20			250	250	250	0
10	200								41,303	40,820	215,497	174,194
300				Glenbrook South High School								
10E300	1130	1310	00	001150	SRDIMP	10	BO	DOB	234,100	231,711	194,356	-39,744
10E300	1130	2115	00	001150	T1150S	10	BO	DOB	1,344	1,344	1,127	-217
10E300	1130	2118	00	001150	TI1150S	10	BO	DOB	1,070	1,668	1,477	407
10E300	1130	2210	00	001150	L1150S	10	BO	DOB	214	214	250	36
10E300	1130	2220	00	001150	M1150S	10	BO	DOB	20,499	22,915	24,000	3,501
10E300	1130	3320	00	001150	M307322	30			371	371	2,000	1,629
10E300	1130	4100	00	001150	350410	30			5,560	5,560	5,838	278
10	300								263,158	263,783	229,048	-34,110
10	---								304,461	304,603	444,545	140,084
1160				Summer School								
100				Administraton								
10E100	1601	1210	00	001160	DCSUM	10	BO	DOB	13,800	13,755	14,008	208
10E100	1601	1340	00	001160	SUMSCH	10	BO	DOB	375,000	369,079	382,000	7,000
10E100	1601	1410	00	001160	184119	10	BO	DOB	30,000	28,865	32,000	2,000
10E100	1601	2115	00	001160	T2116	10	BO	DOB	2,136	2,136	2,216	80
10E100	1601	2118	00	001160	TI1160	10	BO	DOB	2,651	2,651	2,903	252
10E100	1601	2210	00	001160	L1160	10	BO	DOB	20	20	20	0
10E100	1601	3324	00	001160	184324	10	BO	DOB	25,000	-11,571	25,000	0
10E100	1601	4100	00	001160	184410	10	BO	DOB	30,000	15,305	30,000	0
10E100	1601	6400	00	001160	184640	10	BO	DOB	10,000	11,089	11,000	1,000
10	100								488,607	431,329	499,147	10,540
10	---								488,607	431,329	499,147	10,540

			Account		Bdgt			2013-14	2013-14	2014-15	2014-15		
FDTLOC	FUNC	OBJ	SJ	Quick Key	OBJ	Bldg	Dept	Indv	Budget	FY Activity	Budget	Variance	
10				Education Fund									
1180				English as a Second Language									
200				Glenbrook North High School									
10E200	1800	1310	00	001180	NESL	Teachers	10	BO	DOB	64,650	77,107	78,918	14,268
10E200	1800	2115	00	001180	T1180	TRS 2.2	10	BO	DOB	1,264	447	458	-806
10E200	1800	2118	00	001180	TI1180	TRS Health Insurance	10	BO	DOB	555	555	600	45
10E200	1800	2210	00	001180	L1180	Life/Disability Insurance	10	BO	DOB	85	85	89	4
10E200	1800	2220	00	001180	M1180	Medical/Dental Insurance	10	BO	DOB	5,153	5,153	12,000	6,847
10E200	1800	4100	00	001180	270410	Supplies-General	20			747	747	1,000	253
10	200					*Glenbrook North High School				72,454	84,094	93,065	20,611
300				Glenbrook South High School									
10E300	1800	1310	00	001180	SESL	Teachers	10	BO	DOB	324,750	324,714	304,630	-20,120
10E300	1800	2115	00	001180	T1180S	TRS 2.2	10	BO	DOB	1,883	1,883	1,767	-116
10E300	1800	2118	00	001180	TI1180S	TRS Health Insurance	10	BO	DOB	1,937	2,338	2,315	378
10E300	1800	2210	00	001180	L1180S	Life/Disability Insurance	10	BO	DOB	384	384	373	-11
10E300	1800	2220	00	001180	M1180S	Medical/Dental Insurance	10	BO	DOB	28,211	28,211	29,500	1,289
10	300					*Glenbrook South High School				357,165	357,530	338,585	-18,580
10	---					*English as a Second Language				429,619	441,624	431,650	2,031
1300				Special Education									
100				Administraton									
10E100	1400	1410	00	001300	DPJOB	PARA/IA	10	BO	DOB	60,000	59,862	92,076	32,076
10E100	1400	1490	00	001300	DP9JOB	PARA/IA-Subs/Hourly	10	BO	DOB	2,000	0	2,000	0
10E100	1400	2118	00	001300	TI130	TRS Health Insurance	10	BO	DOB	0	0	0	0
10E100	1400	2210	00	001300	L300	Life/Disability Insurance	10	BO	DOB	138	138	140	2
10E100	1400	2220	00	001300	M1300	Medical/Dental Insurance	10	BO	DOB	0	0	15,500	15,500
10E100	1912	6705	00	001300	180805	NSSSED Payments	10	SE	DOS	120,000	112,902	70,000	-50,000
10E100	1912	6706	00	001300	180806	Spec Ed Tuition-Public	10	SE	DOS	3,900,000	3,735,120	4,200,000	300,000
10E100	1912	6707	00	001300	180807	Spec Ed Tuition-Private	10	SE	DOS	1,150,000	1,255,975	1,350,000	200,000
10E100	2330	1110	00	001300	DASPED	Administrators	10	BO	DOB	149,592	149,592	151,686	2,094
10E100	2330	1148	00	001300	180148	Curriculum Projects	10	BO	DOB	3,800	7,150	7,400	3,600
10E100	2330	1210	00	001300	DCSPED	Clerical	10	BO	DOB	80,000	40,442	83,830	3,830
10E100	2330	1290	00	001300	DC9SED	Clerical-Subs/Hourly	10	BO	DOB	4,000	2,760	3,000	-1,000



				Account		Bdgt			2013-14	2013-14	2014-15	2014-15
FDTLOC	FUNC	OBJ	SJ	Quick Key	OBJ	Bldg	Dept	Indv	Budget	FY Activity	Budget	Variance
10				Education Fund								
1300				Special Education								
100				Administraton								
10E100	2330	1310	00	001300	SSPED	10	BO	DOB	0	52,104	0	0
10E100	2330	2115	00	001300	T2233	10	BO	DOB	14,291	14,291	14,189	-102
10E100	2330	2118	00	001300	TI1300	10	BO	DOB	1,593	1,593	14,399	12,806
10E100	2330	2210	00	001300	L300A	10	BO	DOB	567	567	600	33
10E100	2330	2220	00	001300	M300A	10	BO	DOB	6,955	38,850	50,500	43,545
10E100	2330	3120	00	001300	180312	10	SE	DOS	20,000	1,985	20,000	0
10E100	2330	3180	00	001300	180318	10	SE	DOS	35,000	33,435	35,000	0
10	100				*Administraton				5,547,936	5,506,766	6,110,320	562,384
200				Glenbrook North High School								
10E200	2330	1120	00	001300	NISPED	10	BO	DOB	116,988	116,988	121,709	4,721
10E200	2330	1210	00	001300	NCSPED	10	BO	DOB	30,700	30,698	31,815	1,115
10E200	2330	2115	00	001300	T2233N	10	BO	DOB	10,910	10,910	11,351	441
10E200	2330	2118	00	001300	TI1300N	10	BO	DOB	916	916	11,509	10,593
10E200	2330	2210	00	001300	L300N	10	BO	DOB	419	419	440	21
10E200	2330	2220	00	001300	M300N	10	BO	DOB	14,611	26,156	28,100	13,489
10E200	2330	3320	00	001300	280332	20			1,973	1,973	2,100	127
10E200	2330	4100	00	001300	280410	20			6,571	6,571	10,000	3,429
10E200	2330	7140	00	001300	213414	20			0	0	400	400
10	200				*Glenbrook North High School				183,088	194,631	217,424	34,336
300				Glenbrook South High School								
10E300	2330	1120	00	001300	SISPED	10	BO	DOB	109,215	109,215	131,881	22,666
10E300	2330	1210	00	001300	SCSPED	10	BO	DOB	30,400	30,023	30,867	467
10E300	2330	2115	00	001300	T2233S	10	BO	DOB	10,185	10,185	10,712	527
10E300	2330	2118	00	001300	TI1300S	10	BO	DOB	436	855	10,967	10,531
10E300	2330	2210	00	001300	L300S	10	BO	DOB	368	368	436	68
10E300	2330	2220	00	001300	M300S	10	BO	DOB	13,486	25,062	38,000	24,514
10E300	2330	4300	00	001300	380430	30			1,579	1,579	1,266	-313
10E300	2330	7140	00	001300	313414	30			18,016	18,016	1,000	-17,016
10	300				*Glenbrook South High School				183,685	195,303	225,129	41,444

			Account		Bdgt			2013-14	2013-14	2014-15	2014-15
FDTLOC	FUNC	OBJ	Quick Key	OBJ	Bldg	Dept	Indv	Budget	FY Activity	Budget	Variance
10			Education Fund								
1300			Special Education								
000											
10 ---				*Special Education				5,914,709	5,896,700	6,552,873	638,164
1310			Physically Handicapped								
100			Administraton								
10E100	1204	1310 00 001310	DPH	Teachers	10	BO	DOB	87,850	85,589	77,947	-9,903
10E100	1204	1340 00 001310	D9PH	Teachers-Hrly/Per Diem	10	BO	DOB	120,000	54,334	60,000	-60,000
10E100	1204	1410 00 001310	DPPH	PARA/IA	10	BO	DOB	500,000	455,902	429,489	-70,511
10E100	1204	1490 00 001310	DP9PH	PARA/IA-Subs/Hourly	10	BO	DOB	60,000	20,955	21,689	-38,311
10E100	1204	2115 00 001310	T2304	TRS 2.2	10	BO	DOB	1,319	473	800	-519
10E100	1204	2118 00 001310	TI1310	TRS Health Insurance	10	BO	DOB	587	587	1,048	461
10E100	1204	2210 00 001310	L304	Life/Disability Insurance	10	BO	DOB	1,190	1,188	1,084	-106
10E100	1204	2220 00 001310	M304	Medical/Dental Insurance	10	BO	DOB	72,640	149,547	152,850	80,210
10E100	1204	3230 00 001310	131323	Repairs & Maint Services	10	SE	DOS	2,000	0	2,000	0
10E100	1204	4109 00 001310	131419	Supplies-Departmental	10	SE	DOS	150	963	1,000	850
10E100	1204	4700 00 001310	131470	Software / Ncon Tech Supplies	10	SE	DOS	10,000	1,445	10,000	0
10E100	1204	5400 00 001310	180540	Equipment	10	SE	DOS	18,000	3,832	12,000	-6,000
10E100	1204	5411 00 001310	131541	Technology Equipment	10	SE	DOS	7,000	9,795	11,000	4,000
10 100				*Administraton				880,736	784,610	780,907	-99,829
10 ---				*Physically Handicapped				880,736	784,610	780,907	-99,829
1312			Behavior Disorders								
200			Glenbrook North High School								
10E200	1212	1310 00 001312	NBD	Teachers	10	BO	DOB	247,575	246,645	257,236	9,661
10E200	1212	1410 00 001312	NPBD	PARA/IA	10	BO	DOB	47,150	48,706	65,209	18,059
10E200	1212	2115 00 001312	T2312	TRS 2.2	10	BO	DOB	2,958	1,431	1,492	-1,466
10E200	1212	2118 00 001312	TI1312	TRS Health Insurance	10	BO	DOB	1,776	1,776	1,955	179
10E200	1212	2210 00 001312	L312	Life/Disability Insurance	10	BO	DOB	373	373	408	35
10E200	1212	2220 00 001312	M312	Medical/Dental Insurance	10	BO	DOB	51,864	54,334	56,300	4,436
10E200	1212	3120 00 001312	285312	Consultants	20			5,350	5,350	7,000	1,650
10E200	1212	3320 00 001312	285332	Professional Development	20			535	535	2,400	1,865
10E200	1212	4100 00 001312	285410	Supplies-General	20			997	997	1,000	3

FDTLOC			FUNC OBJ SJ			Account	Bdgt			2013-14	2013-14	2014-15	2014-15	
						Quick Key	OBJ	Bldg	Dept	Indv	Budget	FY Activity	Budget	Variance
10						Education Fund								
1312						Behavior Disorders								
200						Glenbrook North High School								
<hr/>														
10	200					*Glenbrook North High School					358,578	360,147	393,000	34,422
300						Glenbrook South High School								
10E300	1212	1310	00	001312	SBD	Teachers	10	BO	DOB		125,100	125,077	126,828	1,728
10E300	1212	1410	00	001312	SPBD	PARA/IA	10	BO	DOB		0	0	53,624	53,624
10E300	1212	2115	00	001312	T2312S	TRS 2.2	10	BO	DOB		725	725	736	11
10E300	1212	2118	00	001312	TI1312S	TRS Health Insurance	10	BO	DOB		593	901	964	371
10E300	1212	2210	00	001312	L312S	Life/Disability Insurance	10	BO	DOB		104	104	242	138
10E300	1212	2220	00	001312	M312S	Medical/Dental Insurance	10	BO	DOB		5,900	8,266	21,865	15,965
10E300	1212	3320	00	001312	385332	Professional Development	30				1,397	1,397	5,500	4,103
10E300	1212	4109	00	001312	385410	Supplies-Departmental	30				6,634	6,634	15,577	8,943
<hr/>														
10	300					*Glenbrook South High School					140,453	143,104	225,336	84,883
10	---					*Behavior Disorders					499,031	503,251	618,336	119,305
1320						DLS Cross Categorical								
100						Administraton								
10E100	1220	1340	00	001320	D9DLS	Teachers-Hrly/Per Diem	10	BO	DOB		4,000	6,346	7,640	3,640
10E100	1220	2115	00	001320	T1320	TRS 2.2	10	BO	DOB		28	28	44	16
10E100	1220	2118	00	001320	TI1320	TRS Health Insurance	10	BO	DOB		35	35	58	23
10E100	1220	3116	00	001320	180316	Inservice	10	SE	DOS		2,500	0	0	-2,500
10E100	1220	3230	00	001320	180323	Repairs & Maint Services	10	SE	DOS		500	98	500	0
10E100	1220	3320	00	001320	180332	Professional Development	10	SE	DOS		4,800	8,144	1,000	-3,800
10E100	1220	3323	00	001320	180324	Mileage	10	SE	DOS		0	0	8,800	8,800
10E100	1220	3900	00	001320	180390	Other Contractual Services	10	SE	DOS		20,000	8,807	18,000	-2,000
10E100	1220	3905	00	001320	180395	PL 94-142 Room & Board	10	SE	DOS		900,000	1,088,377	1,200,000	300,000
10E100	1220	4109	00	001320	180410	Supplies-Departmental	10	SE	DOS		2,500	1,187	2,500	0
10E100	1220	6909	00	001320	180690	Other Misc	10	SE	DOS		15,000	9,995	15,000	0
10E100	2140	4109	00	006366	180144	Supplies-Departmental	10	SE	DOS		0	0	7,000	7,000
10E100	2150	4109	00	006366	180415	Supplies-Departmental	10	SE	DOS		0	0	4,000	4,000
<hr/>														
10	100					*Administraton					949,363	1,123,017	1,264,542	315,179

				Account		Bdgt			2013-14	2013-14	2014-15	2014-15
FDTLOC	FUNC	OBJ	SJ	Quick Key	OBJ	Bldg	Dept	Indv	Budget	FY Activity	Budget	Variance
10				Education Fund								
1320				DLS Cross Categorical								
200				Glenbrook North High School								
10E200	1220	1310	00	001320	NDLS	10	BO	DOB	300,000	299,981	312,589	12,589
10E200	1220	1410	00	001320	NPCC	10	BO	DOB	76,800	74,872	49,031	-27,769
10E200	1220	2115	00	001320	T1320N	10	BO	DOB	1,740	1,740	1,813	73
10E200	1220	2118	00	001320	TI1320N	10	BO	DOB	2,160	2,160	2,376	216
10E200	1220	2210	00	001320	L320N	10	BO	DOB	483	483	415	-68
10E200	1220	2220	00	001320	M320N	10	BO	DOB	27,620	77,139	64,000	36,380
10E200	1220	3320	00	001320	283332	20			190	190	1,900	1,710
10E200	1220	4100	00	001320	283410	20			879	879	1,000	121
10	200				*Glenbrook North High School				409,872	457,444	433,124	23,252
300				Glenbrook South High School								
10E300	1220	1310	00	001320	SDLS	10	BO	DOB	652,000	641,284	717,938	65,938
10E300	1220	1410	00	001320	SPCC	10	BO	DOB	98,500	98,431	100,495	1,995
10E300	1220	2115	00	001320	T1320S	10	BO	DOB	3,719	3,719	4,164	445
10E300	1220	2118	00	001320	TI1320S	10	BO	DOB	4,618	4,618	5,456	838
10E300	1220	2210	00	001320	L320S	10	BO	DOB	883	883	946	63
10E300	1220	2220	00	001320	M320S	10	BO	DOB	104,280	104,280	113,000	8,720
10E300	1220	3320	00	001320	383333	30			2,603	2,603	0	-2,603
10E300	1220	4100	00	001320	383411	30			1,298	1,298	0	-1,298
10	300				*Glenbrook South High School				867,901	857,116	941,999	74,098
10	---				*DLS Cross Categorical				2,227,136	2,437,577	2,639,665	412,529
1322				Learning Disabilities								
200				Glenbrook North High School								
10E200	1205	1310	00	001322	NLD	10	BO	DOB	951,750	950,324	987,811	36,061
10E200	1205	1410	00	001322	NPLD	10	BO	DOB	0	0	42,905	42,905
10E200	1205	2115	00	001322	T2305	10	BO	DOB	6,518	5,512	5,729	-789
10E200	1205	2118	00	001322	TI1322	10	BO	DOB	6,842	6,842	7,507	665
10E200	1205	2210	00	001322	L305	10	BO	DOB	1,038	1,038	1,147	109
10E200	1205	2220	00	001322	M305	10	BO	DOB	114,802	114,802	125,500	10,698
10E200	2150	1310	00	001322	NLDSPC	10	BO	DOB	104,650	104,628	120,826	16,176

			Account		Bdgt			2013-14	2013-14	2014-15	2014-15	
FDTLOC	FUNC	OBJ	SJ	Quick Key	OBJ	Bldg	Dept	Indv	Budget	FY Activity	Budget	Variance
10				Education Fund								
1322				Learning Disabilities								
200				Glenbrook North High School								
10E200	2150	2115	00	001322	T1322	10	BO	DOB	807	607	701	-106
10E200	2150	2118	00	001322	TI1322A	10	BO	DOB	753	753	918	165
10E200	2150	2210	00	001322	L1322	10	BO	DOB	144	93	104	-40
10E200	2150	2220	00	001322	M305A	10	BO	DOB	9,181	9,181	10,201	1,020
									<hr/>	<hr/>	<hr/>	<hr/>
10	200				*Glenbrook North High School				1,196,485	1,193,780	1,303,349	106,864
300				Glenbrook South High School								
10E300	1205	1310	00	001322	SLD	10	BO	DOB	804,400	800,905	832,396	27,996
10E300	1205	2115	00	001322	T2305S	10	BO	DOB	5,681	4,645	4,828	-853
10E300	1205	2118	00	001322	TI1322S	10	BO	DOB	5,767	5,767	6,326	559
10E300	1205	2210	00	001322	L305S	10	BO	DOB	1,106	904	891	-215
10E300	1205	2220	00	001322	M305S	10	BO	DOB	105,693	105,693	97,500	-8,193
10E300	2150	1310	00	001322	SLDSPC	10	BO	DOB	91,300	91,223	157,498	66,198
10E300	2150	2115	00	001322	T1322S	10	BO	DOB	403	390	913	510
10E300	2150	2118	00	001322	TI132S	10	BO	DOB	482	484	1,197	715
10E300	2150	2210	00	001322	L1322S	10	BO	DOB	176	176	208	32
10E300	2150	2220	00	001322	M1322S	10	BO	DOB	9,764	9,764	23,600	13,836
									<hr/>	<hr/>	<hr/>	<hr/>
10	300				*Glenbrook South High School				1,024,772	1,019,951	1,125,357	100,585
10	---				*Learning Disabilities				2,221,257	2,213,731	2,428,706	207,449
1325				Study Strategies								
300				Glenbrook South High School								
10E300	1220	4100	00	001325	388411	30			58	58	0	-58
									<hr/>	<hr/>	<hr/>	<hr/>
10	300				*Glenbrook South High School				58	58	0	-58
									<hr/>	<hr/>	<hr/>	<hr/>
10	---				*Study Strategies				58	58	0	-58

FDTLOC	FUNC	OBJ	SJ	Account		Bldg	Bdgt	Bdgt	Bdgt	2013-14	2013-14	2014-15	2014-15
				Quick Key	OBJ								
10					Education Fund								
1350					Transition Program Services								
100					Administraton								
10E100	1220	1148	00	001350	189148	Curriculum Projects	10	BO	DOB	2,200	1,895	1,961	-239
10E100	1220	1310	00	001350	DTR	Teachers	10	BO	DOB	91,050	91,021	95,587	4,537
10E100	1220	1410	00	001350	DPTR	PARA/IA	10	BO	DOB	300,000	293,669	332,303	32,303
10E100	1220	1490	00	001350	DP9TR	PARA/IA-Subs/Hourly	10	BO	DOB	50,000	5,634	6,000	-44,000
10E100	1220	2115	00	001350	T1350	TRS 2.2	10	BO	DOB	539	539	566	27
10E100	1220	2118	00	001350	TI1350	TRS Health Insurance	10	BO	DOB	669	669	741	72
10E100	1220	2210	00	001350	L1350	Life/Disability Insurance	10	BO	DOB	800	800	932	132
10E100	1220	2220	00	001350	M1350	Medical/Dental Insurance	10	BO	DOB	69,291	127,246	107,000	37,709
10E100	1220	3320	00	001350	189332	Professional Development	10	SE	DOS	500	0	500	0
10E100	1220	3323	00	001350	189323	Mileage	10	SE	DOS	7,200	4,045	7,200	0
10E100	1220	4100	00	001350	189410	Supplies-General	10	SE	DOS	1,500	4	1,500	0
10E100	1220	4109	00	001350	189419	Supplies-Departmental	10	SE	DOS	1,500	503	1,500	0
10E100	2210	3120	00	001350	189312	Consultants	10	SE	DOS	1,500	0	1,500	0
10	100					*Administraton				526,749	526,025	557,290	30,541
200						Glenbrook North High School							
10E200	1220	1310	00	001350	NTR	Teachers	10	BO	DOB	153,375	153,368	158,937	5,562
10E200	1220	2115	00	001350	T1350N	TRS 2.2	10	BO	DOB	890	890	922	32
10E200	1220	2118	00	001350	TI1350N	TRS Health Insurance	10	BO	DOB	1,104	1,104	1,208	104
10E200	1220	2210	00	001350	L1350N	Life/Disability Insurance	10	BO	DOB	145	145	145	0
10E200	1220	2220	00	001350	M1350N	Medical/Dental Insurance	10	BO	DOB	20,402	20,402	20,415	13
10E200	2150	1310	00	001350	NTRSPC	Teachers	10	BO	DOB	37,100	37,089	0	-37,100
10E200	2150	2115	00	001350	T135N	TRS 2.2	10	BO	DOB	215	215	0	-215
10E200	2150	2118	00	001350	TI135N	TRS Health Insurance	10	BO	DOB	2	267	0	-2
10E200	2150	2210	00	001350	L135N	Life/Disability Insurance	10	BO	DOB	41	41	0	-41
10E200	2150	2220	00	001350	M135N	Medical/Dental Insurance	10	BO	DOB	5,829	5,829	0	-5,829
10	200					*Glenbrook North High School				219,103	219,350	181,627	-37,476
300						Glenbrook South High School							
10E300	1220	1310	00	001350	STR	Teachers	10	BO	DOB	86,300	86,286	112,902	26,602
10E300	1220	2115	00	001350	T1350S	TRS 2.2	10	BO	DOB	501	501	655	154
10E300	1220	2118	00	001350	TI1350S	TRS Health Insurance	10	BO	DOB	0	621	858	858

Account			Bdgt			2013-14	2013-14	2014-15	2014-15			
FDTLOC	FUNC	OBJ	Quick Key	OBJ	Bldg	Dept	Indv	Budget	FY Activity	Budget	Variance	
10			Education Fund									
1350			Transition Program Services									
300			Glenbrook South High School									
10E300	1220	2210	00 001350	L1350S	Life/Disability Insurance	10	BO	DOB	124	124	145	21
10E300	1220	2220	00 001350	M1350S	Medical/Dental Insurance	10	BO	DOB	2,978	2,978	6,125	3,147
10	300				*Glenbrook South High School				89,903	90,510	120,685	30,782
10	---				*Transition Program Services				835,755	835,885	859,602	23,847
1360			Off Campus									
500			Glenbrook Off Campus Center									
10E500	1212	1148	00 001360	182148	Curriculum Projects	10	BO	DOB	0	0	1,000	1,000
10E500	1212	1310	00 001360	DOC	Teachers	10	BO	DOB	679,600	677,191	709,388	29,788
10E500	1212	1390	00 001360	OCSUB	Teachers-Substitutes-Release	10	BO	DOB	10,000	11,190	13,000	3,000
10E500	1212	1410	00 001360	DPOC	PARA/IA	10	BO	DOB	300,000	304,195	282,823	-17,177
10E500	1212	1490	00 001360	DP9OC	PARA/IA-Subs/Hourly	10	BO	DOB	4,000	2,282	3,000	-1,000
10E500	1212	2115	00 001360	T1360	TRS 2.2	10	BO	DOB	4,335	3,931	4,196	-139
10E500	1212	2118	00 001360	TI1360A	TRS Health Insurance	10	BO	DOB	4,881	4,881	5,498	617
10E500	1212	2210	00 001360	L362	Life/Disability Insurance	10	BO	DOB	1,918	1,411	1,415	-503
10E500	1212	2220	00 001360	M362	Medical/Dental Insurance	10	BO	DOB	164,793	164,793	165,901	1,108
10E500	1212	3120	00 001360	182312	Consultants	10	SE	DOS	4,000	4,725	8,000	4,000
10E500	1212	3230	00 001360	182323	Repairs & Maint Services	10	SE	DOS	450	523	500	50
10E500	1212	3240	00 001360	182324	Copier Lease/Maintenance	10	SE	DOS	12,000	5,709	8,000	-4,000
10E500	1212	3313	00 001360	182331	Field Trips	10	SE	DOS	5,000	373	4,000	-1,000
10E500	1212	3320	00 001360	182332	Professional Development	10	SE	DOS	7,000	6,904	7,000	0
10E500	1212	4109	00 001360	182410	Supplies-Departmental	10	SE	DOS	16,000	11,393	16,000	0
10E500	2113	1310	00 001360	DOCSW	Teachers	10	BO	DOB	118,650	116,253	120,826	2,176
10E500	2113	2115	00 001360	T1360A	TRS 2.2	10	BO	DOB	679	674	701	22
10E500	2113	2118	00 001360	TI1360B	TRS Health Insurance	10	BO	DOB	812	837	918	106
10E500	2113	2210	00 001360	L362C	Life/Disability Insurance	10	BO	DOB	108	104	104	-4
10E500	2113	2220	00 001360	M362C	Medical/Dental Insurance	10	BO	DOB	8,726	8,866	9,254	528
10E500	2140	1310	00 001360	OCPSYCH	Teachers	10	BO	DOB	189,300	183,859	234,027	44,727
10E500	2140	2115	00 001360	T1360B	TRS 2.2	10	BO	DOB	1,131	1,066	1,357	226
10E500	2140	2118	00 001360	TI1360C	TRS Health Insurance	10	BO	DOB	1,324	1,324	1,779	455
10E500	2140	2210	00 001360	L362D	Life/Disability Insurance	10	BO	DOB	311	311	311	0
10E500	2140	2220	00 001360	M362D	Medical/Dental Insurance	10	BO	DOB	22,992	23,633	36,119	13,127
10E500	2330	1120	00 001360	DIOC	Instructional Supervisors	10	BO	DOB	132,370	132,370	134,223	1,853

				Account			2013-14			2013-14			2014-15			2014-15		
FDTLOC	FUNC	OBJ	SJ	Quick Key	OBJ	Bldg	Dept	Indv	Budget	FY Activity	Budget	Variance						
10				Education Fund														
1360				Off Campus														
500				Glenbrook Off Campus Center														
10E500	2330	1210	00	001360	DCOC	10	BO	DOB	32,000	27,065	32,452	452						
10E500	2330	2115	00	001360	T1360C	10	BO	DOB	12,345	12,345	12,518	173						
10E500	2330	2118	00	001360	TI1360	10	BO	DOB	972	1,036	1,109	137						
10E500	2330	2210	00	001360	L362A	10	BO	DOB	489	455	476	-13						
10E500	2330	2220	00	001360	M362A	10	BO	DOB	17,772	17,772	18,840	1,068						
10E500	2542	3420	00	001360	182342	10	BO	DOO	200	66	100	-100						
10	500				*Glenbrook Off Campus Center				1,754,158	1,727,537	1,834,835	80,677						
10	---				*Off Campus				1,754,158	1,727,537	1,834,835	80,677						
1370				Hospital Instruction Services														
100				Administraton														
10E100	1213	1345	00	001370	D9HH	10	BO	DOB	0	107,393	112,000	112,000						
10E100	1213	2115	00	001370	T1370	10	BO	DOB	418	418	650	232						
10E100	1213	2118	00	001370	TI1370	10	BO	DOB	519	519	851	332						
10E100	1213	3111	00	001370	180311	10	SE	DOS	40,000	38,925	40,000	0						
10	100				*Administraton				40,937	147,255	153,501	112,564						
10	---				*Hospital Instruction Services				40,937	147,255	153,501	112,564						
1380				Glenbrook United														
500				Glenbrook Off Campus Center														
10E500	1259	1330	00	001380	GUATH	10	SE	DOS	0	28,450	30,000	30,000						
10E500	1259	2115	00	001380	T1380	10	SE	DOS	134	134	174	40						
10E500	1259	2118	00	001380	TI1380	10	BO	DOB	0	166	228	228						
10	500				*Glenbrook Off Campus Center				134	28,750	30,402	30,268						
10	---				*Glenbrook United				134	28,750	30,402	30,268						



			Account		Bdgt			2013-14	2013-14	2014-15	2014-15	
FDTLOC	FUNC	OBJ	SJ	Quick Key	OBJ	Bldg	Dept	Indv	Budget	FY Activity	Budget	Variance
10				Education Fund								
1405				Applied Technology								
200				Glenbrook North High School								
10E200	1400	1310	00	001405	NAT	10	BO	DOB	267,450	266,072	293,092	25,642
10E200	1400	2115	00	001405	T1405	10	BO	DOB	1,625	1,543	1,700	75
10E200	1400	2118	00	001405	TI1405	10	BO	DOB	1,916	1,916	2,227	311
10E200	1400	2210	00	001405	L1405	10	BO	DOB	325	300	311	-14
10E200	1400	2220	00	001405	M1405	10	BO	DOB	32,770	35,554	36,120	3,350
10E200	1400	3320	00	001405	258332	20			224	223	525	301
10E200	1400	4109	00	001405	258410	20			11,164	11,149	12,500	1,336
10	200								315,474	316,757	346,475	31,001
10	---								315,474	316,757	346,475	31,001
1410				Broadcasting-Radio								
200				Glenbrook North High School								
10E200	1400	1310	00	001410	NBC	10	BO	DOB	161,350	158,998	189,519	28,169
10E200	1400	1530	00	001410	NRBC	20			12,500	10,715	12,500	0
10E200	1400	2115	00	001410	T1410	10	BO	DOB	1,517	944	1,099	-418
10E200	1400	2118	00	001410	TI1410	10	BO	DOB	1,171	1,171	1,440	269
10E200	1400	2210	00	001410	L1410	10	BO	DOB	173	173	187	14
10E200	1400	2220	00	001410	M1410	10	BO	DOB	11,258	11,258	22,610	11,352
10E200	1400	3230	00	001410	227323	20			18,102	18,102	15,000	-3,102
10E200	1400	3320	00	001410	227332	20			350	350	350	0
10E200	1400	3903	00	001410	227390	20			2,432	2,432	2,000	-432
10E200	1400	4109	00	001410	227410	20			1,776	1,776	5,500	3,724
10E200	1400	5400	00	001410	227540	20			20,964	20,964	0	-20,964
10E200	1400	7140	00	001410	227414	20			0	0	9,000	9,000
10	200								231,593	226,883	259,205	27,612
300				Glenbrook South High School								
10E300	1400	1310	00	001410	SBC	10	BO	DOB	240,100	237,683	272,276	32,176
10E300	1400	1530	00	001410	SRBC	30			14,560	14,560	15,764	1,204
10E300	1400	2115	00	001410	T1410S	10	BO	DOB	1,379	1,379	1,579	200
10E300	1400	2118	00	001410	TI1410S	10	BO	DOB	1,193	1,711	2,069	876

			Account		Bdgt			2013-14	2013-14	2014-15	2014-15	
FDTLOC	FUNC	OBJ	SJ	Quick Key	OBJ	Bldg	Dept	Indv	Budget	FY Activity	Budget	Variance
10				Education Fund								
1410				Broadcasting-Radio								
300				Glenbrook South High School								
10E300	1400	2210	00	001410	L1410S	10	BO	DOB	190	190	311	121
10E300	1400	2220	00	001410	M1410S	10	BO	DOB	17,077	23,439	33,221	16,144
10E300	1400	3230	00	001410	327323	30			244	244	2,200	1,956
10E300	1400	3320	00	001410	327332	30			929	929	1,000	71
10E300	1400	4109	00	001410	327410	30			4,984	4,984	4,229	-755
10E300	1400	7140	00	001410	327414	30			15,339	15,339	16,204	865
10	300				*Glenbrook South High School				295,995	300,458	348,853	52,858
10	---				*Broadcasting-Radio				527,588	527,341	608,058	80,470
1415				Business Education								
200				Glenbrook North High School								
10E200	1400	1310	00	001415	NBUS	10	BO	DOB	329,600	329,648	329,472	-128
10E200	1400	2115	00	001415	T1415	10	BO	DOB	3,066	1,912	1,911	-1,155
10E200	1400	2118	00	001415	TI1415	10	BO	DOB	2,374	2,374	2,504	130
10E200	1400	2210	00	001415	L1415	10	BO	DOB	493	493	426	-67
10E200	1400	2220	00	001415	M1415	10	BO	DOB	52,011	52,011	50,340	-1,671
10E200	1400	3320	00	001415	232332	20			828	828	2,025	1,197
10E200	1400	4109	00	001415	232410	20			1,250	1,250	2,400	1,150
10	200				*Glenbrook North High School				389,622	388,516	389,078	-544
300				Glenbrook South High School								
10E300	1400	1310	00	001415	SBUS	10	BO	DOB	580,300	573,201	685,640	105,340
10E300	1400	2115	00	001415	T1415S	10	BO	DOB	3,325	3,325	3,977	652
10E300	1400	2118	00	001415	TI1415S	10	BO	DOB	4,127	4,127	5,211	1,084
10E300	1400	2210	00	001415	L1415S	10	BO	DOB	645	645	857	212
10E300	1400	2220	00	001415	M1415S	10	BO	DOB	39,298	43,979	63,628	24,330
10E300	1400	3230	00	001415	332323	30			0	0	1,000	1,000
10E300	1400	3320	00	001415	332332	30			104	104	0	-104
10E300	1400	4109	00	001415	332410	30			5,336	5,336	2,778	-2,558
10E300	1400	4115	00	001415	332415	30			64	64	1,500	1,436
10E300	1400	4300	00	001415	332430	30			0	0	500	500

			Account		Bdgt			2013-14	2013-14	2014-15	2014-15	
FDTLOC	FUNC	OBJ	SJ	Quick Key	OBJ	Bldg	Dept	Indv	Budget	FY Activity	Budget	Variance
10				Education Fund								
1415				Business Education								
300				Glenbrook South High School								
10E300	1400	7140	00	001415	332414				1,914	1,914	1,000	-914
					Non-Consumable Supplies	30						
10	300								635,113	632,695	766,091	130,978
					*Glenbrook South High School							
10	---								1,024,735	1,021,211	1,155,169	130,434
					*Business Education							
1425				Home Economics								
200				Glenbrook North High School								
10E200	1400	1310	00	001425	NHEC	10	BO	DOB	381,350	376,644	396,994	15,644
10E200	1400	2115	00	001425	T1425	10	BO	DOB	2,694	2,184	2,303	-391
10E200	1400	2118	00	001425	TI1425	10	BO	DOB	2,712	2,712	3,017	305
10E200	1400	2210	00	001425	L1425	10	BO	DOB	393	393	404	11
10E200	1400	2220	00	001425	M1425	10	BO	DOB	39,540	39,540	44,211	4,671
10E200	1400	3230	00	001425	256323	20			2,100	2,100	2,100	0
10E200	1400	3320	00	001425	256332	20			217	217	875	658
10E200	1400	4109	00	001425	256410	20			12,500	12,326	14,500	2,000
10	200								441,506	436,116	464,404	22,898
					*Glenbrook North High School							
300				Glenbrook South High School								
10E300	1400	1310	00	001425	SHEC	10	BO	DOB	263,300	263,223	219,097	-44,203
10E300	1400	2115	00	001425	T1425S	10	BO	DOB	1,527	1,527	1,271	-256
10E300	1400	2118	00	001425	TI1425S	10	BO	DOB	1,327	1,895	1,665	338
10E300	1400	2210	00	001425	L1425S	10	BO	DOB	276	276	311	35
10E300	1400	2220	00	001425	M1425S	10	BO	DOB	19,730	25,768	21,378	1,648
10E300	1400	3230	00	001425	356323	30			900	900	900	0
10E300	1400	3320	00	001425	356332	30			0	0	900	900
10E300	1400	4109	00	001425	356410	30			8,434	8,434	6,216	-2,218
10E300	1400	4115	00	001425	356415	30			0	0	250	250
10E300	1400	7140	00	001425	356414	30			8,867	8,867	1,000	-7,867
10	300								304,361	310,890	252,988	-51,373
					*Glenbrook South High School							
10	---								745,867	747,006	717,392	-28,475
					*Home Economics							

				Account		Bdgt			2013-14	2013-14	2014-15	2014-15
FDTLOC	FUNC	OBJ	SJ	Quick Key	OBJ	Bldg	Dept	Indv	Budget	FY Activity	Budget	Variance
10				Education Fund								
1430				Industrial Arts								
300				Glenbrook South High School								
10E300	1400	1310	00	001430	SIA	10	BO	DOB	476,000	473,851	515,931	39,931
10E300	1400	2115	00	001430	T1430	10	BO	DOB	2,748	2,748	2,992	244
10E300	1400	2118	00	001430	TI1430	10	BO	DOB	3,180	3,412	3,921	741
10E300	1400	2210	00	001430	L1430	10	BO	DOB	566	566	611	45
10E300	1400	2220	00	001430	M1430	10	BO	DOB	38,235	50,055	42,306	4,071
10E300	1400	3230	00	001430	358323	30			1,551	1,551	1,500	-51
10E300	1400	3320	00	001430	358332	30			871	871	2,000	1,129
10E300	1400	4100	00	001430	358412	30			949	949	0	-949
10E300	1400	4106	00	001430	358411	30			-711	-711	0	711
10E300	1400	4109	00	001430	358410	30			12,232	12,232	11,345	-887
10E300	1400	4115	00	001430	343415	30			0	0	1,000	1,000
10E300	1400	7140	00	001430	358414	30			32,035	32,035	32,577	542
10	300				*Glenbrook South High School				567,656	577,559	614,183	46,527
10	---				*Industrial Arts				567,656	577,559	614,183	46,527
1435				Nursery School								
200				Glenbrook North High School								
10E200	1400	1410	00	001435	NPNURS	10	BO	DOB	29,000	28,386	29,879	879
10E200	1400	2210	00	001435	L1435	10	BO	DOB	103	69	69	-34
10E200	1400	2220	00	001435	M1435	10	BO	DOB	12,207	14,573	15,312	3,105
10E200	1400	4109	00	001435	266410	20			1,657	1,657	2,350	693
10	200				*Glenbrook North High School				42,967	44,685	47,610	4,643
300				Glenbrook South High School								
10E300	1400	1410	00	001435	SPNURS	10	BO	DOB	21,300	21,792	22,634	1,334
10E300	1400	2210	00	001435	L1435S	10	BO	DOB	66	66	69	3
10E300	1400	2220	00	001435	M1435S	10	BO	DOB	3,462	5,653	12,556	9,094
10E300	1400	4109	00	001435	366410	30			1,466	1,466	1,500	34
10	300				*Glenbrook South High School				26,294	28,977	36,759	10,465

			Account		Bdgt			2013-14	2013-14	2014-15	2014-15	
FDTLOC	FUNC	OBJ	SJ	Quick Key	OBJ	Bldg	Dept	Indv	Budget	FY Activity	Budget	Variance
10				Education Fund								
1435				Nursery School								
000												
10	---				*Nursery School				69,261	73,662	84,369	15,108
1650				Academy								
100				Administraton								
10E100	1650	1148	00	001650	149148	10	BO	DOB	5,600	5,564	5,600	0
10E100	1650	1310	00	001650	DACAD	10	BO	DOB	510,750	511,697	530,160	19,410
10E100	1650	1350	00	001650	DSACAD	10	BO	DOB	7,500	7,000	7,500	0
10E100	1650	2115	00	001650	T2504	10	BO	DOB	3,041	3,041	3,151	110
10E100	1650	2118	00	001650	TI1650	10	BO	DOB	3,775	3,775	4,129	354
10E100	1650	2210	00	001650	L504	10	BO	DOB	528	528	529	1
10E100	1650	2220	00	001650	M504	10	BO	DOB	55,205	58,537	58,496	3,291
10E100	1650	3320	00	001650	149332	10	ES	ASE	600	600	600	0
10E100	1650	3324	00	001650	149334	10	ES	ASE	378	-65	300	-78
10E100	1650	3903	00	001650	149390	10	ES	ASE	100	100	100	0
10E100	1650	4109	00	001650	149410	10	ES	ASE	4,973	4,973	5,000	27
10	100				*Administraton				592,450	595,750	615,565	23,115
10	---				*Academy				592,450	595,750	615,565	23,115
1900				Alternative Programs								
100				Administraton								
10E100	1900	6700	00	001900	154800	10	BO	DOB	60,000	41,302	45,000	-15,000
10	100				*Administraton				60,000	41,302	45,000	-15,000
10	---				*Alternative Programs				60,000	41,302	45,000	-15,000
1999				Contingency								
200				Glenbrook North High School								
10E200	1130	4100	00	001999	297410	20			16,715	16,501	25,000	8,285
10E200	1130	6900	00	001999	297690	20			47,264	46,795	40,000	-7,264

			Account		Bdgt			2013-14	2013-14	2014-15	2014-15	
FDTLOC	FUNC	OBJ	SJ	Quick Key	OBJ	Bldg	Dept	Indv	Budget	FY Activity	Budget	Variance
10				Education Fund								
1999				Contingency								
200				Glenbrook North High School								
10 200					*Glenbrook North High School				63,979	63,296	65,000	1,021
300				Glenbrook South High School								
10E300	1130	3230	00	001999	397323				0	0	15,000	15,000
					Repairs & Maint Services	30						
10E300	1130	4100	00	001999	397410				351	351	15,000	14,649
					Supplies-General	30						
10E300	1130	7140	00	001999	397414				0	0	7,000	7,000
					Non-Consumable Supplies	30						
10 300					*Glenbrook South High School				351	351	37,000	36,649
10 ---					*Contingency				64,330	63,647	102,000	37,670
2110				Dean's Office								
100				Administraton								
10E100	2111	3772	00	002110	134372	10	BO	DOB	106,000	104,601	107,000	1,000
					Police Liaison - North							
10E100	2111	3773	00	002110	134373	10	BO	DOB	109,000	107,989	111,000	2,000
					Police Liaison - South							
10 100					*Administraton				215,000	212,590	218,000	3,000
200				Glenbrook North High School								
10E200	2111	1210	00	002110	NCATT	10	BO	DOB	110,600	110,537	112,980	2,380
					Clerical							
10E200	2111	1290	00	002110	NC9REG	20			11,057	11,150	6,000	-5,057
					Clerical-Subs/Hourly							
10E200	2111	1360	00	002110	N9DEAN	10	BO	DOB	10,500	5,574	5,769	-4,731
					Teachers-Supervision							
10E200	2111	1410	00	002110	NPDEAN	10	BO	DOB	147,000	145,870	159,113	12,113
					PARA/IA							
10E200	2111	1491	00	002110	NPSUBI	10	BO	DOB	13,000	14,012	14,000	1,000
					PARA/IA-Subs/Illness							
10E200	2111	2115	00	002110	T2211	10	BO	DOB	35	29	33	-2
					TRS 2.2							
10E200	2111	2118	00	002110	TI2110	10	BO	DOB	36	36	44	8
					TRS Health Insurance							
10E200	2111	2210	00	002110	L211N	10	BO	DOB	528	528	560	32
					Life/Disability Insurance							
10E200	2111	2220	00	002110	M211N	10	BO	DOB	73,090	73,090	82,436	9,346
					Medical/Dental Insurance							
10E200	2111	3230	00	002110	234323	20			1,104	1,104	2,000	896
					Repairs & Maint Services							
10E200	2111	3234	00	002110	234324	20			144	0	0	-144
					Maintenance Agreements							
10E200	2111	3320	00	002110	234332	20			3,052	2,085	3,250	198
					Professional Development							
10E200	2111	3600	00	002110	234360	20			3,182	3,182	4,000	818
					Printing & Binding							
10E200	2111	3770	00	002110	234329	20			443	443	4,000	3,557
					Security Services							

				Account		Bdgt			2013-14	2013-14	2014-15	2014-15
FDTLOC	FUNC	OBJ	SJ	Quick Key	OBJ	Bldg	Dept	Indv	Budget	FY Activity	Budget	Variance
10				Education Fund								
2110				Dean's Office								
200				Glenbrook North High School								
10E200	2111	4109	00	002110	234410				1,946	1,946	2,250	304
10E200	2111	4300	00	002110	234430				57	57	200	143
10E200	2490	1110	00	002110	NADEAN	10	BO	DOB	367,413	367,413	341,151	-26,262
10E200	2490	1210	00	002110	NCDEAN	10	BO	DOB	51,770	51,763	53,381	1,611
10E200	2490	2115	00	002110	T2110	10	BO	DOB	3,176	2,131	26,475	23,299
10E200	2490	2118	00	002110	TI2110A	10	BO	DOB	2,645	2,645	2,778	133
10E200	2490	2210	00	002110	L2110	10	BO	DOB	1,539	1,004	974	-565
10E200	2490	2220	00	002110	M2110	10	BO	DOB	39,724	39,724	53,472	13,748
10	200								842,041	834,323	874,866	32,825
300				Glenbrook South High School								
10E300	2111	1210	00	002110	SCATT	10	BO	DOB	60,400	37,375	82,567	22,167
10E300	2111	1290	00	002110	SC9REG	30			3,286	3,286	7,000	3,714
10E300	2111	1360	00	002110	S9DEAN	10	BO	DOB	12,600	6,745	7,000	-5,600
10E300	2111	1410	00	002110	SPDEAN	10	BO	DOB	122,600	130,184	275,982	153,382
10E300	2111	1490	00	002110	SP9SEC	30			11,595	11,595	12,000	405
10E300	2111	1491	00	002110	SPSUBI	10	BO	DOB	14,000	16,172	16,000	2,000
10E300	2111	2115	00	002110	T2211S	10	BO	DOB	36	36	41	5
10E300	2111	2118	00	002110	TI2110S	10	BO	DOB	14	44	53	39
10E300	2111	2210	00	002110	L211S	10	BO	DOB	360	360	883	523
10E300	2111	2220	00	002110	M211S	10	BO	DOB	48,527	52,442	105,847	57,320
10E300	2111	3230	00	002110	334323	30			1,655	1,655	5,158	3,503
10E300	2111	3320	00	002110	334332	30			1,597	1,597	1,000	-597
10E300	2111	3770	00	002110	334329	30			16,402	16,402	20,000	3,598
10E300	2111	4109	00	002110	334410	30			10,280	10,280	5,673	-4,607
10E300	2111	7140	00	002110	334414	30			14,670	14,670	5,856	-8,814
10E300	2490	1110	00	002110	SADDEAN	10	BO	DOB	395,114	378,883	391,337	-3,777
10E300	2490	1210	00	002110	SCDEAN	10	BO	DOB	67,000	51,313	41,761	-25,239
10E300	2490	2115	00	002110	T2110S	10	BO	DOB	2,198	2,198	25,758	23,560
10E300	2490	2118	00	002110	TI211S	10	BO	DOB	2,728	2,728	3,152	424
10E300	2490	2210	00	002110	L2110S	10	BO	DOB	1,030	1,030	1,025	-5
10E300	2490	2220	00	002110	M2110S	10	BO	DOB	38,606	60,460	62,483	23,877
10	300								824,698	799,455	1,070,576	245,878

FDTLOC	FUNC	OBJ	SJ	Account		Bdgt			2013-14	2013-14	2014-15	2014-15	
				Quick Key	OBJ	Bldg	Dept	Indv	Budget	FY Activity	Budget	Variance	
10					Education Fund								
2110					Dean's Office								
000													
10	---				*Dean's Office				1,881,739	1,846,368	2,163,442	281,703	
2114					Residency								
100					Administraton								
10E100	2114	1110	00	002114	DARES	Administrators	10	BO	DOB	6,584	6,584	6,847	263
10E100	2114	1210	00	002114	DCRES	Clerical	10	BO	DOB	12,100	15,772	12,452	352
10E100	2114	1290	00	002114	DC9RES	Clerical-Subs/Hourly	10	BO	DOB	2,000	4,334	4,500	2,500
10E100	2114	2115	00	002114	T2114	TRS 2.2	10	BO	DOB	38	38	627	589
10E100	2114	2118	00	002114	TI2114	TRS Health Insurance	10	BO	DOB	47	47	56	9
10E100	2114	2210	00	002114	L2114	Life/Disability Insurance	10	BO	DOB	37	37	50	13
10E100	2114	2220	00	002114	M2114	Medical/Dental Insurance	10	BO	DOB	906	906	942	36
10E100	2114	3100	00	002114	158310	Purch Svcs-prof & Tech	10	EV	PEV	3,500	342	2,000	-1,500
10E100	2114	3120	00	002114	158312	Consultants	10	EV	PEV	1,500	0	1,500	0
10E100	2114	3180	00	002114	158318	Legal Services	10	EV	PEV	1,000	0	1,000	0
10E100	2114	3412	00	002114	158341	Postage	10	EV	PEV	3,500	2,251	3,000	-500
10E100	2114	4100	00	002114	158410	Supplies-General	10	EV	PEV	1,700	0	1,700	0
10	100				*Administraton				32,912	30,311	34,674	1,762	
10	---				*Residency				32,912	30,311	34,674	1,762	
2116					GEA								
100					Administraton								
10E100	2640	1310	00	002116	GEA	Teachers	10	BO	DOB	45,000	44,937	46,102	1,102
10E100	2640	2115	00	002116	T2116A	TRS 2.2	10	BO	DOB	412	261	267	-145
10E100	2640	2118	00	002116	TI2116	TRS Health Insurance	10	BO	DOB	324	324	350	26
10E100	2640	2210	00	002116	L2116	Life/Disability Insurance	10	BO	DOB	42	42	42	0
10E100	2640	2220	00	002116	M2116	Medical/Dental Insurance	10	BO	DOB	3,631	3,631	4,460	829
10	100				*Administraton				49,409	49,195	51,221	1,812	
10	---				*GEA				49,409	49,195	51,221	1,812	



FDTLOC	FUNC	OBJ	SJ	Account	Quick Key	OBJ	Bdgt	Bdgt	Bdgt	2013-14	2013-14	2014-15	2014-15
							Bldg	Dept	Indv	Budget	FY Activity	Budget	Variance
10				Education Fund									
2120				Guidance Services									
100				Administraton									
10E100	2121	1210	00	002120	DCGUID	Clerical	10	BO	DOB	25,700	22,639	23,346	-2,354
10E100	2121	2210	00	002120	L212	Life/Disability Insurance	10	BO	DOB	32	32	30	-2
10	100					*Administraton				25,732	22,671	23,376	-2,356
200				Glenbrook North High School									
10E200	2121	1110	00	002120	NAGUID	Administrators	10	BO	DOB	268,454	268,454	272,212	3,758
10E200	2121	1210	00	002120	NCGUID	Clerical	10	BO	DOB	328,100	344,951	347,343	19,243
10E200	2121	1310	00	002120	NGUID	Teachers	10	BO	DOB	1,017,400	1,011,435	1,045,095	27,695
10E200	2121	2115	00	002120	T2120	TRS 2.2	10	BO	DOB	42,887	42,887	31,449	-11,438
10E200	2121	2118	00	002120	TI2120A	TRS Health Insurance	10	BO	DOB	9,469	9,469	10,191	722
10E200	2121	2210	00	002120	L212N	Life/Disability Insurance	10	BO	DOB	2,174	2,174	2,190	16
10E200	2121	2220	00	002120	M212N	Medical/Dental Insurance	10	BO	DOB	205,692	205,692	207,615	1,923
10E200	2121	3230	00	002120	252323	Repairs & Maint Services	20			100	100	0	-100
10E200	2121	3320	00	002120	252332	Professional Development	20			6,188	6,188	6,000	-188
10E200	2121	3600	00	002120	252360	Printing & Binding	20			4	4	2,000	1,996
10E200	2121	4106	00	002120	252406	Supplies-Student Fees	20			167	167	0	-167
10E200	2121	4109	00	002120	252410	Supplies-Departmental	20			4,092	4,092	5,000	908
10E200	2121	4117	00	002120	252411	Supplies-Testing	20			6,084	6,083	12,000	5,916
10E200	2121	4300	00	002120	252430	Library Books	20			214	214	1,000	786
10	200					*Glenbrook North High School				1,891,025	1,901,910	1,942,095	51,070
300				Glenbrook South High School									
10E300	2113	3120	00	002120	352313	Consultants	30			20,622	20,622	20,800	178
10E300	2121	1110	00	002120	SAGUID	Administrators	10	BO	DOB	272,627	276,351	289,965	17,338
10E300	2121	1210	00	002120	SCGUID	Clerical	10	BO	DOB	346,000	380,342	363,359	17,359
10E300	2121	1310	00	002120	SGUID	Teachers	10	BO	DOB	1,213,900	1,211,640	1,351,004	137,104
10E300	2121	2115	00	002120	T2120S	TRS 2.2	10	BO	DOB	20,815	20,815	34,879	14,064
10E300	2121	2118	00	002120	TI2120S	TRS Health Insurance	10	BO	DOB	10,801	10,801	12,663	1,862
10E300	2121	2210	00	002120	L212S	Life/Disability Insurance	10	BO	DOB	2,506	2,506	2,616	110
10E300	2121	2220	00	002120	M212S	Medical/Dental Insurance	10	BO	DOB	240,598	240,598	249,468	8,870
10E300	2121	3128	00	002120	352312	Student Evaluations	30			227	227	0	-227
10E300	2121	3230	00	002120	352323	Repairs & Maint Services	30			501	501	0	-501

				Account		Bdgt			2013-14	2013-14	2014-15	2014-15
FDTLOC	FUNC	OBJ	SJ	Quick Key	OBJ	Bldg	Dept	Indv	Budget	FY Activity	Budget	Variance
10				Education Fund								
2120				Guidance Services								
300				Glenbrook South High School								
10E300	2121	3320	00	002120	352332				957	957	7,260	6,303
10E300	2121	4106	00	002120	352411				988	988	0	-988
10E300	2121	4109	00	002120	352410				7,273	7,273	4,317	-2,956
10E300	2121	7140	00	002120	352414				32,852	32,852	2,880	-29,972
10E300	2210	3152	00	002120	352316				6,519	6,519	8,350	1,831
10	300								2,177,186	2,212,992	2,347,561	170,375
10	---								4,093,943	4,137,573	4,313,032	219,089
2123				Crisis Intervention								
200				Glenbrook North High School								
10E200	2121	1310	00	002123	NRISK	10	BO	DOB	163,750	163,975	168,451	4,701
10E200	2121	2115	00	002123	T2123	10	BO	DOB	1,452	951	977	-475
10E200	2121	2118	00	002123	TI2123	10	BO	DOB	1,181	1,181	1,280	99
10E200	2121	2210	00	002123	L2123	10	BO	DOB	265	168	180	-85
10E200	2121	2220	00	002123	M2123	10	BO	DOB	20,642	20,642	21,736	1,094
10E200	2121	4109	00	002123	280419	20			0	0	800	800
10	200								187,290	186,917	193,424	6,134
300				Glenbrook South High School								
10E300	2121	1310	00	002123	SRISK	10	BO	DOB	207,300	207,240	243,718	36,418
10E300	2121	2115	00	002123	T2123S	10	BO	DOB	1,202	1,202	1,414	212
10E300	2121	2118	00	002123	TI2123S	10	BO	DOB	1,090	1,492	1,852	762
10E300	2121	2210	00	002123	L2123S	10	BO	DOB	228	228	270	42
10E300	2121	2220	00	002123	M2123S	10	BO	DOB	17,305	28,353	33,518	16,213
10	300								227,125	238,515	280,772	53,647
10	---								414,415	425,432	474,196	59,781

				Account		Bdgt			2013-14	2013-14	2014-15	2014-15
FDTLOC	FUNC	OBJ	SJ	Quick Key	OBJ	Bldg	Dept	Indv	Budget	FY Activity	Budget	Variance
10				Education Fund								
2126				Peer Counseling								
100				Administraton								
10E100	2121	1350	00	002126	DSPEER	10	BO	DOB	10,300	10,287	12,000	1,700
10E100	2121	2115	00	002126	T2126	10	BO	DOB	641	60	70	-571
10E100	2121	2118	00	002126	TI2126	10	BO	DOB	74	74	91	17
10E100	2121	3118	00	002126	11311	10	ES	ASE	6,260	3,960	10,000	3,740
10E100	2121	3320	00	002126	11332	10	ES	ASE	1,000	901	1,000	0
10E100	2121	4100	00	002126	11410	10	ES	ASE	1,700	1,799	2,300	600
10	100				*Administraton				19,975	17,081	25,461	5,486
200				Glenbrook North High School								
10E200	2121	1310	00	002126	NPEER	10	BO	DOB	176,500	176,479	192,573	16,073
10E200	2121	2115	00	002126	T2126N	10	BO	DOB	1,024	1,024	1,117	93
10E200	2121	2118	00	002126	TI2126N	10	BO	DOB	1,271	1,271	1,464	193
10E200	2121	2210	00	002126	L2126N	10	BO	DOB	166	166	171	5
10E200	2121	2220	00	002126	M2126N	10	BO	DOB	13,457	19,436	20,950	7,493
10E200	2121	3320	00	002126	21332	20			0	0	1,500	1,500
10E200	2121	4109	00	002126	21419	20			2,343	2,343	2,500	157
10	200				*Glenbrook North High School				194,761	200,719	220,275	25,514
300				Glenbrook South High School								
10E300	2121	1310	00	002126	SPEER	10	BO	DOB	119,350	119,290	155,442	36,092
10E300	2121	2115	00	002126	T2126S	10	BO	DOB	692	692	902	210
10E300	2121	2118	00	002126	TI2126S	10	BO	DOB	551	859	1,181	630
10E300	2121	2210	00	002126	L2126S	10	BO	DOB	125	125	166	41
10E300	2121	2220	00	002126	M2126S	10	BO	DOB	8,647	12,217	16,387	7,740
10E300	2121	3320	00	002126	31332	30			1,564	1,564	1,200	-364
10E300	2121	4109	00	002126	31419	30			2,487	2,487	2,800	314
10	300				*Glenbrook South High School				133,416	137,234	178,078	44,663
10	---				*Peer Counseling				348,152	355,034	423,814	75,663

			Account		Bdgt			2013-14	2013-14	2014-15	2014-15	
FDTLOC	FUNC	OBJ	SJ	Quick Key	OBJ	Bldg	Dept	Indv	Budget	FY Activity	Budget	Variance
10				Education Fund								
2130				Health Service								
200				Glenbrook North High School								
10E200	2130	1310	00	002130	NHS	10	BO	DOB	76,400	76,397	75,373	-1,027
10E200	2130	1410	00	002130	NPHS	10	BO	DOB	76,000	75,181	77,000	1,000
10E200	2130	2115	00	002130	T2213	10	BO	DOB	649	443	437	-212
10E200	2130	2118	00	002130	TI2130	10	BO	DOB	550	550	573	23
10E200	2130	2210	00	002130	L213	10	BO	DOB	303	198	204	-99
10E200	2130	2220	00	002130	M213	10	BO	DOB	34,610	34,610	32,077	-2,533
10E200	2130	3230	00	002130	265323	20			233	233	300	68
10E200	2130	3320	00	002130	265332	20			258	257	525	267
10E200	2130	4109	00	002130	265410	20			5,041	5,041	5,000	-41
10E200	2130	4300	00	002130	265430	20			59	59	300	241
10	200				*Glenbrook North High School				194,103	192,969	191,789	-2,313
300				Glenbrook South High School								
10E300	2130	1310	00	002130	SHS	10	BO	DOB	103,450	103,412	109,597	6,147
10E300	2130	1410	00	002130	SPHS	10	BO	DOB	100,000	113,141	117,000	17,000
10E300	2130	2115	00	002130	T2130S	10	BO	DOB	600	600	636	36
10E300	2130	2118	00	002130	TI2130S	10	BO	DOB	469	745	833	364
10E300	2130	2210	00	002130	L213S	10	BO	DOB	242	242	249	7
10E300	2130	2220	00	002130	M213S	10	BO	DOB	28,248	43,718	47,468	19,220
10E300	2130	3120	00	002130	365312	30			323	323	0	-323
10E300	2130	3320	00	002130	365332	30			-211	-211	2,000	2,211
10E300	2130	4109	00	002130	365410	30			3,391	3,391	4,603	1,212
10	300				*Glenbrook South High School				236,512	265,361	282,386	45,874
10	---				*Health Service				430,615	458,330	474,175	43,561
2140				Social Work Services								
100				Administraton								
10E100	2113	1310	00	002140	DSW	10	BO	DOB	1,025,100	1,024,133	1,156,704	131,604
10E100	2113	1350	00	002140	DSSOCW	10	BO	DOB	6,000	3,954	5,000	-1,000
10E100	2113	1410	00	002140	DPSOCW	10	BO	DOB	28,000	14,400	9,600	-18,400
10E100	2113	2115	00	002140	T2140	10	BO	DOB	5,963	5,963	6,738	775

			Account		Bdgt			2013-14	2013-14	2014-15	2014-15	
FDTLOC	FUNC	OBJ	SJ	Quick Key	OBJ	Bldg	Dept	Indv	Budget	FY Activity	Budget	Variance
10				Education Fund								
2140				Social Work Services								
100				Administraton								
10E100	2113	2118	00	002140	TI2140	10	BO	DOB	7,402	7,402	8,829	1,427
10E100	2113	2210	00	002140	L391	10	BO	DOB	931	932	1,036	105
10E100	2113	2220	00	002140	M391	10	BO	DOB	112,895	112,895	140,898	28,003
10	100				*Administraton				1,186,291	1,169,679	1,328,805	142,514
10	---				*Social Work Services				1,186,291	1,169,679	1,328,805	142,514
2150				Psychological Services								
100				Administraton								
10E100	2140	1340	00	002150	PSYCH	10	BO	DOB	12,000	0	24,000	12,000
10E100	2140	1350	00	002150	DSSYCH	10	BO	DOB	7,100	7,281	7,500	400
10E100	2140	1410	00	002150	DPSYCH	10	BO	DOB	24,000	17,386	24,000	0
10E100	2140	2115	00	002150	T2214	10	BO	DOB	1,419	73	183	-1,236
10E100	2140	2118	00	002150	TI2150	10	BO	DOB	91	91	239	148
10E100	2140	3127	00	002150	180317	10	SE	DOS	10,000	2,089	10,000	0
10E100	2140	4109	00	002150	180419	10	SE	DOS	5,000	4,078	20,000	15,000
10	100				*Administraton				59,610	30,998	85,922	26,312
200				Glenbrook North High School								
10E200	2140	1310	00	002150	NPSYCH	10	BO	DOB	466,250	463,867	487,091	20,841
10E200	2140	2115	00	002150	T2214N	10	BO	DOB	2,690	2,690	2,825	135
10E200	2140	2118	00	002150	TI2150N	10	BO	DOB	3,340	3,340	3,702	362
10E200	2140	2210	00	002150	L394N	10	BO	DOB	414	414	415	1
10E200	2140	2220	00	002150	M394N	10	BO	DOB	26,786	38,328	38,772	11,986
10	200				*Glenbrook North High School				499,480	508,639	532,805	33,325
300				Glenbrook South High School								
10E300	2140	1310	00	002150	SPSYCH	10	BO	DOB	312,350	309,954	323,073	10,723
10E300	2140	2115	00	002150	T2214S	10	BO	DOB	1,798	1,798	1,874	76
10E300	2140	2118	00	002150	TI2150S	10	BO	DOB	2,232	2,232	2,455	223

FDTLOC	FUNC	OBJ	SJ	Account			Bdgt			2013-14	2013-14	2014-15	2014-15
				Quick Key	OBJ		Bldg	Dept	Indv	Budget	FY Activity	Budget	Variance
10				Education Fund									
2150				Psychological Services									
300				Glenbrook South High School									
10E300	2140	2210	00	002150	L394S	Life/Disability Insurance	10	BO	DOB	311	311	311	0
10E300	2140	2220	00	002150	M394S	Medical/Dental Insurance	10	BO	DOB	24,040	37,645	38,667	14,627
10	300					*Glenbrook South High School				340,731	351,940	366,380	25,649
10	---					*Psychological Services				899,821	891,577	985,107	85,286
2190				Other (hallway Supervision)									
100				Administraton									
10E100	2190	3120	00	002190	129312	Consultants	10	BO	DOO	5,000	4,885	5,000	0
10	100					*Administraton				5,000	4,885	5,000	0
200				Glenbrook North High School									
10E200	2190	1410	00	002190	NPSUPR	PARA/IA	10	BO	DOB	294,000	298,426	317,552	23,552
10E200	2190	1510	00	002190	NTSEC	Support Staff	10	BO	DOB	46,925	43,441	36,696	-10,229
10E200	2190	2210	00	002190	L219N	Life/Disability Insurance	10	BO	DOB	1,153	820	1,255	102
10E200	2190	2220	00	002190	M219N	Medical/Dental Insurance	10	BO	DOB	104,345	104,345	120,389	16,044
10	200					*Glenbrook North High School				446,423	447,032	475,892	29,469
300				Glenbrook South High School									
10E300	2190	1410	00	002190	SPSUPR	PARA/IA	10	BO	DOB	330,000	322,859	319,414	-10,586
10E300	2190	2210	00	002190	L219S	Life/Disability Insurance	10	BO	DOB	784	784	760	-24
10E300	2190	2220	00	002190	M219S	Medical/Dental Insurance	10	BO	DOB	125,609	125,609	122,946	-2,663
10	300					*Glenbrook South High School				456,393	449,252	443,120	-13,273
10	---					*Other (hallway Supervision)				907,816	901,169	924,012	16,196

FDTLOC	FUNC	OBJ	SJ	Account		Bdgt			2013-14	2013-14	2014-15	2014-15	
				Quick Key	OBJ	Bldg	Dept	Indv	Budget	FY Activity	Budget	Variance	
10					Education Fund								
2210					Improvement of Instruction								
100					Administraton								
10E100	2210	1148	00	002210	DINSVC	Curriculum Projects	10	BO	DOB	100,000	99,336	100,000	0
10E100	2210	1330	00	002210	DIXTRA	Teachers-Extra Responsibility	10	BO	DOB	10,000	12,038	12,000	2,000
10E100	2210	1340	00	002210	D9NTO	Teachers-Hrly/Per Diem	10	BO	DOB	21,000	18,200	42,000	21,000
10E100	2210	2115	00	002210	T2221	TRS 2.2	10	BO	DOB	844	619	893	49
10E100	2210	2118	00	002210	TI2210	TRS Health Insurance	10	BO	DOB	766	766	1,170	404
10E100	2210	2300	00	002210	118230	Tuition Reimbursement-Cert	10	BO	DOB	140,000	110,963	140,000	0
10E100	2210	2302	00	002210	118232	Tuition Reimbursement-ESP	10	BO	DOB	10,000	9,329	10,000	0
10E100	2210	3320	00	002210	118320	Professional Development	10	BO	DOB	8,000	6,193	8,000	0
10E100	2210	4109	00	002210	118409	Supplies-Departmental	10	BO	DOB	3,000	0	3,000	0
10	100					*Administraton				293,610	257,444	317,063	23,453
200						Glenbrook North High School							
10E200	2210	1148	00	002210	NINSVC	Curriculum Projects	20			50,000	494	0	-50,000
10E200	2210	2115	00	002210	TN2210	TRS 2.2	10	BO	DOB	134	134	0	-134
10E200	2210	2118	00	002210	TIN2210	TRS Health Insurance	10	BO	DOB	167	167	0	-167
10E200	2210	3120	00	002210	274312	Consultants	20			25,365	25,365	23,000	-2,365
10E200	2210	3142	00	002210	274314	Staff Development	20			5,762	5,761	15,000	9,238
10E200	2210	7140	00	002210	27V414	Non-Consumable Supplies	10	BO	DOO	30,000	30,000	30,000	0
10	200					*Glenbrook North High School				111,428	61,921	68,000	-43,428
300						Glenbrook South High School							
10E300	2200	2115	00	002210		TRS 2.2	10	BO	DOB	60	60	0	-60
10E300	2200	2118	00	002210		TRS Health Insurance	10	BO	DOB	0	74	0	0
10E300	2200	3120	00	002210	367312	Consultants	30			4,000	4,000	0	-4,000
10E300	2200	3320	00	002210	367332	Professional Development	30			33,121	33,121	55,150	22,029
10E300	2200	4109	00	002210	367419	Supplies-Departmental	30			1,587	1,587	2,000	413
10E300	2210	1148	00	002210	SINSVC	Curriculum Projects	30			74,752	23,106	38,163	-36,589
10E300	2210	2115	00	002210	T2221S	TRS 2.2	10	BO	DOB	255	255	221	-34
10E300	2210	2118	00	002210	TI2210S	TRS Health Insurance	10	BO	DOB	166	317	290	124
10E300	2210	3116	00	002210	320314	Inservice	30			342	342	4,500	4,158
10E300	2210	4107	00	002210	374407	Supplies-Summer Reading Prog	30			1,891	1,891	1,300	-591
10E300	2210	7140	00	002210	37V414	Non-Consumable Supplies	10	BO	DOO	18,780	18,753	18,780	0

Account			Bdgt			2013-14	2013-14	2014-15	2014-15		
FDTLOC	FUNC	OBJ	Quick Key	OBJ	Bldg	Dept	Indv	Budget	FY Activity	Budget	Variance
10			Education Fund								
2210			Improvement of Instruction								
300			Glenbrook South High School								
10 300				*Glenbrook South High School				134,954	83,506	120,404	-14,550
10 ---				*Improvement of Instruction				539,992	402,871	505,467	-34,525
2213			Glenbrook Days								
100			Administraton								
10E100	2210	1340 00 002213	DGBDAY	Teachers-Hrly/Per Diem	10	BO	DOB	30,000	29,067	30,000	0
10E100	2210	2115 00 002213	T2213A	TRS 2.2	10	BO	DOB	169	169	174	5
10E100	2210	2118 00 002213	TI2213	TRS Health Insurance	10	BO	DOB	209	209	228	19
10 100				*Administraton				30,378	29,445	30,402	24
200			Glenbrook North High School								
10E200	2210	1340 00 002213	NGBDAY	Teachers-Hrly/Per Diem	10	BO	DOB	290,000	285,554	295,000	5,000
10E200	2210	2115 00 002213	T2213N	TRS 2.2	10	BO	DOB	1,655	1,655	1,711	56
10E200	2210	2118 00 002213	TI2213N	TRS Health Insurance	10	BO	DOB	2,055	2,055	2,242	187
10 200				*Glenbrook North High School				293,710	289,264	298,953	5,243
300			Glenbrook South High School								
10E300	2210	1340 00 002213	SGBDAY	Teachers-Hrly/Per Diem	10	BO	DOB	360,000	356,568	390,000	30,000
10E300	2210	2115 00 002213	T2213S	TRS 2.2	10	BO	DOB	2,061	2,061	2,262	201
10E300	2210	2118 00 002213	TI2213S	TRS Health Insurance	10	BO	DOB	2,559	2,559	2,964	405
10 300				*Glenbrook South High School				364,620	361,188	395,226	30,606
10 ---				*Glenbrook Days				688,708	679,897	724,581	35,873



FDTLOC	FUNC	OBJ	SJ	Account		Bldg	Bdgt	Bdgt	Bdgt	2013-14	2013-14	2014-15	2014-15
				Quick Key	OBJ								
10				Education Fund									
2220				Library									
100				Administraton									
10E100	2222	1110	00	002220	DAIMC	Administrators	10	BO	DOB	0	0	151,686	151,686
10E100	2222	1210	00	002220	DCIMC	Clerical	10	BO	DOB	0	0	52,080	52,080
10E100	2222	2115	00	002220	TD2222	TRS 2.2	10	BO	DOB	0	0	14,146	14,146
10E100	2222	2118	00	002220	TID2222	TRS Health Insurance	10	BO	DOB	0	0	1,253	1,253
10E100	2222	2210	00	002220	LD222	Life/Disability Insurance	10	BO	DOB	0	0	525	525
10E100	2222	2220	00	002220	MD222	Medical/Dental Insurance	10	BO	DOB	0	0	18,840	18,840
10	100					*Administraton				0	0	238,530	238,530
200				Glenbrook North High School									
10E200	2222	1110	00	002220	NAIMC	Administrators	10	BO	DOB	78,305	93,495	0	-78,305
10E200	2222	1210	00	002220	NCIMC	Clerical	10	BO	DOB	120,000	123,334	66,851	-53,149
10E200	2222	1310	00	002220	NIMC	Teachers	10	BO	DOB	339,050	343,625	309,433	-29,617
10E200	2222	1410	00	002220	NPIMC	PARA/IA	10	BO	DOB	34,700	34,683	34,921	221
10E200	2222	2115	00	002220	T2222	TRS 2.2	10	BO	DOB	10,712	10,712	1,795	-8,917
10E200	2222	2118	00	002220	TI2220A	TRS Health Insurance	10	BO	DOB	3,206	3,206	2,352	-854
10E200	2222	2210	00	002220	L222	Life/Disability Insurance	10	BO	DOB	1,468	827	441	-1,027
10E200	2222	2220	00	002220	M222	Medical/Dental Insurance	10	BO	DOB	66,182	66,182	58,418	-7,764
10E200	2222	3320	00	002220	260332	Professional Development	20			1,920	1,920	1,850	-70
10E200	2222	4109	00	002220	260410	Supplies-Departmental	20			5,278	5,278	3,500	-1,778
10E200	2222	4115	00	002220	260411	Non-Printed Materials	20			21,780	21,780	22,600	820
10E200	2222	4300	00	002220	260430	Library Books	20			9,339	9,339	9,700	361
10E200	2222	4400	00	002220	260440	Subscriptions	20			11,742	11,742	15,185	3,443
10E200	2222	5400	00	002220	260540	Equipment	20			2,810	2,810	0	-2,810
10	200					*Glenbrook North High School				706,492	728,933	527,046	-179,446
300				Glenbrook South High School									
10E300	2222	1110	00	002220	SAIMC	Administrators	10	BO	DOB	78,305	56,097	0	-78,305
10E300	2222	1210	00	002220	SCIMC	Clerical	10	BO	DOB	87,850	113,710	80,694	-7,156
10E300	2222	1310	00	002220	SIMC	Teachers	10	BO	DOB	336,500	339,979	442,386	105,886
10E300	2222	1410	00	002220	SPIMC	PARA/IA	10	BO	DOB	65,150	73,454	103,337	38,187
10E300	2222	1930	00	002220	360115	Students	30	IT		8,907	8,907	11,200	2,293
10E300	2222	2115	00	002220	T2222S	TRS 2.2	10	BO	DOB	7,204	7,204	2,566	-4,638

				Account		Bdgt			2013-14	2013-14	2014-15	2014-15
FDTLOC	FUNC	OBJ	SJ	Quick Key	OBJ	Bldg	Dept	Indv	Budget	FY Activity	Budget	Variance
10				Education Fund								
2220				Library								
300				Glenbrook South High School								
10E300	2222	2118	00	002220	TI2220S	10	BO	DOB	2,057	2,887	3,362	1,305
10E300	2222	2210	00	002220	L222S	10	BO	DOB	825	825	805	-20
10E300	2222	2220	00	002220	M222S	10	BO	DOB	58,386	98,335	93,505	35,119
10E300	2222	3230	00	002220	360323	30	IT		904	904	950	46
10E300	2222	3320	00	002220	360332	30	IT		2,464	2,464	2,500	36
10E300	2222	4109	00	002220	360410	30	IT		8,654	8,654	8,450	-204
10E300	2222	4115	00	002220	360415	30	IT		3,213	3,213	4,000	787
10E300	2222	4300	00	002220	360430	30	IT		21,989	21,989	20,000	-1,989
10E300	2222	4400	00	002220	360440	30	IT		12,286	12,286	16,000	3,714
10E300	2222	7140	00	002220	322414	30	IT		6,297	6,297	2,000	-4,297
10	300				*Glenbrook South High School				700,991	757,205	791,755	90,764
10	---				*Library				1,407,483	1,486,138	1,557,331	149,848
2230				Audio Visual Services								
200				Glenbrook North High School								
10E200	2223	3230	00	002230	228323	20			3,079	3,079	7,500	4,421
10E200	2223	3234	00	002230	228324	20			898	898	500	-398
10E200	2223	4112	00	002230	228411	20			7,975	7,975	5,000	-2,975
10E200	2223	4115	00	002230	228415	20			3,178	3,178	6,300	3,122
10E200	2223	7140	00	002230	228414	20			24,764	24,764	35,000	10,236
10	200				*Glenbrook North High School				39,894	39,894	54,300	14,406
300				Glenbrook South High School								
10E300	2223	4109	00	002230	328410	30	IT		3,732	3,732	7,000	3,268
10E300	2223	7140	00	002230	328414	30	IT		47,674	47,674	45,000	-2,674
10	300				*Glenbrook South High School				51,406	51,406	52,000	594
10	---				*Audio Visual Services				91,300	91,300	106,300	15,000

FDTLOC	FUNC	OBJ	SJ	Account		Bldg	Bdgt	Bdgt	Bdgt	2013-14	2013-14	2014-15	2014-15
				Quick Key	OBJ								
10					Education Fund								
2310					Board Of Education								
100					Administraton								
10E100	2210	3120	00	002310	115221		10	BO	DOB	26,000	25,876	26,000	0
10E100	2310	1110	00	002310	DABRD		10	BO	DOB	31,069	31,069	31,504	435
10E100	2310	1210	00	002310	DCBRD		10	BO	DOB	14,300	15,321	14,156	-144
10E100	2310	1290	00	002310	DC9BRD		10	BO	DOB	6,600	2,529	6,500	-100
10E100	2310	2115	00	002310	T2231		10	BO	DOB	185	180	2,939	2,754
10E100	2310	2118	00	002310	TI2310		10	BO	DOB	224	224	260	36
10E100	2310	2210	00	002310	L231		10	BO	DOB	114	114	116	2
10E100	2310	2220	00	002310	M231		10	BO	DOB	4,756	4,756	5,041	285
10E100	2310	3120	00	002310	115312		10	BO	DOB	20,000	0	20,000	0
10E100	2310	3170	00	002310	115317		10	BO	DOB	42,000	39,255	43,000	1,000
10E100	2310	3180	00	002310	115318		10	BO	DOB	300,000	134,256	200,000	-100,000
10E100	2310	3192	00	002310	115319		10	BO	DOB	50,000	38,306	45,000	-5,000
10E100	2310	3320	00	002310	115332		10	BO	DOB	12,000	5,498	12,000	0
10E100	2310	3860	00	002310	115386		10	BO	DOB	35,000	37,025	40,000	5,000
10E100	2310	4135	00	002310	115413		10	BO	DOB	5,000	2,461	5,000	0
10E100	2310	4400	00	002310	115440		10	BO	DOB	1,000	368	1,000	0
10E100	2310	6400	00	002310	115640		10	BO	DOB	25,000	22,083	25,000	0
10E100	2310	6909	00	002310	115690		10	BO	DOB	15,000	6,579	10,000	-5,000
10E100	2574	3600	00	002310	115360		10	BO	DOB	3,100	4,257	5,000	1,900
10	100				*Administraton					591,348	370,157	492,516	-98,832
10	---				*Board Of Education					591,348	370,157	492,516	-98,832
2311					Tort								
100					Administraton								
10E100	2310	3820	00	002311	118382		10	BO	DOO	180,000	176,528	180,000	0
10E100	2310	3825	00	002311	118325		10	BO	DOO	11,000	10,725	11,000	0
10E100	2310	3830	00	002311	118383		10	BO	DOO	180,000	180,891	170,000	-10,000
10E100	2310	3840	00	002311	118224		10	BO	DOO	14,500	14,027	25,000	10,500
10E100	2310	3850	00	002311	118385		10	BO	DOO	295,500	324,103	250,000	-45,500
10	100				*Administraton					681,000	706,274	636,000	-45,000
10	---				*Tort					681,000	706,274	636,000	-45,000

Account			Bdgt			2013-14	2013-14	2014-15	2014-15		
FDTLOC	FUNC	OBJ	Quick Key	OBJ	Bldg	Dept	Indv	Budget	FY Activity	Budget	Variance
10			Education Fund								
2312			District Retirement Program								
100			Administraton								
10E100	1130	1310 00 002312	DR113	Teachers	10	BO	DOB	14,850	14,206	200,000	185,150
10E100	1130	2115 00 002312	T2312A	TRS 2.2	10	BO	DOB	273	86	0	-273
10E100	1130	2118 00 002312	TI2312C	TRS Health Insurance	10	BO	DOB	107	107	0	-107
10E100	1205	1310 00 002312	DR125	Teachers	10	BO	DOB	2,100	2,076	0	-2,100
10E100	1205	2115 00 002312	T2115	TRS 2.2	10	BO	DOB	26	12	0	-26
10E100	1205	2118 00 002312	TI2312D	TRS Health Insurance	10	BO	DOB	15	15	0	-15
10E100	1220	1310 00 002312	DR122	Teachers	10	BO	DOB	3,150	3,113	0	-3,150
10E100	1220	2115 00 002312		TRS 2.2	10	BO	DOB	18	18	0	-18
10E100	1220	2118 00 002312		TRS Health Insurance	10	BO	DOB	22	22	0	-22
10E100	1400	1310 00 002312	DR140	Teachers	10	BO	DOB	5,500	5,434	0	-5,500
10E100	1400	2115 00 002312	T2312B	TRS 2.2	10	BO	DOB	32	32	0	-32
10E100	1400	2118 00 002312	TI2312E	TRS Health Insurance	10	BO	DOB	39	39	0	-39
10E100	1520	1110 00 002312	DR152A	Administrators	10	BO	DOB	7,300	7,254	0	-7,300
10E100	1520	2115 00 002312		TRS 2.2	10	BO	DOB	42	42	0	-42
10E100	1520	2118 00 002312		TRS Health Insurance	10	BO	DOB	52	52	0	-52
10E100	1700	1310 00 002312	DR170	Teachers	10	BO	DOB	1,400	1,368	0	-1,400
10E100	1700	2115 00 002312		TRS 2.2	10	BO	DOB	8	8	0	-8
10E100	1700	2118 00 002312		TRS Health Insurance	10	BO	DOB	10	10	0	-10
10E100	2113	2115 00 002312	T2312H	TRS 2.2	10	BO	DOB	1	-4	0	-1
10E100	2113	2118 00 002312	TI2312K	TRS Health Insurance	10	BO	DOB	-5	-5	0	5
10E100	2121	2115 00 002312	T2312C	TRS 2.2	10	BO	DOB	6	0	0	-6
10E100	2140	2115 00 002312	TD2312	TRS 2.2	10	BO	DOB	22	0	0	-22
10E100	2222	2115 00 002312	T2312G	TRS 2.2	10	BO	DOB	8	0	0	-8
10E100	2490	1120 00 002312	DR249I	Instructional Supervisors	10	BO	DOB	45,700	78,247	0	-45,700
10E100	2490	2115 00 002312	T2312D	TRS 2.2	10	BO	DOB	36	0	0	-36
10E100	2510	2115 00 002312	T2312E	TRS 2.2	10	BO	DOB	37	0	0	-37
10 100				*Administraton				80,749	112,132	200,000	119,251
10 ---				*District Retirement Program				80,749	112,132	200,000	119,251

FDTLOC	FUNC	OBJ	SJ	Account		Bdgt	Bdgt	Bdgt	2013-14	2013-14	2014-15	2014-15	
				Quick Key	OBJ								Bldg
10					Education Fund								
2320					Superintendent's Office								
100					Administraton								
10E100	2321	1110	00	002320	DASUPT	Administrators	10	BO	DOB	248,347	248,347	256,294	7,947
10E100	2321	1210	00	002320	DCSUPT	Clerical	10	BO	DOB	82,800	82,722	87,685	4,885
10E100	2321	1290	00	002320	DC9SUB	Clerical-Subs/Hourly	10	BO	DOB	2,000	-17	2,000	0
10E100	2321	2115	00	002320	T2232	TRS 2.2	10	BO	DOB	25,916	24,979	25,596	-320
10E100	2321	2118	00	002320	TI2320	TRS Health Insurance	10	BO	DOB	4,261	4,261	4,319	58
10E100	2321	2210	00	002320	L232	Life/Disability Insurance	10	BO	DOB	907	907	933	26
10E100	2321	2220	00	002320	M232	Medical/Dental Insurance	10	BO	DOB	24,968	24,968	25,704	736
10E100	2321	3120	00	002320	101312	Consultants	10	SU	SUPT	250	0	250	0
10E100	2321	3320	00	002320	101332	Professional Development	10	SU	SUPT	6,100	1,735	6,100	0
10E100	2321	3390	00	002320	101339	Other Transportation Services	10	SU	SUPT	6,000	6,000	6,000	0
10E100	2321	4100	00	002320	101410	Supplies-General	10	SU	SUPT	820	122	800	-20
10E100	2321	4400	00	002320	101440	Subscriptions	10	SU	SUPT	350	143	350	0
10E100	2321	6400	00	002320	101640	Dues And Fees	10	SU	SUPT	2,500	2,286	2,500	0
10E100	2321	6909	00	002320	101690	Other Misc	10	SU	SUPT	125	40	125	0
10	100					*Administraton				405,344	396,493	418,656	13,312
10	---					*Superintendent's Office				405,344	396,493	418,656	13,312
2324					Asst. Superintendent's Office								
100					Administraton								
10E100	2322	1110	00	002324	DAASUP	Administrators	10	BO	DOB	124,277	124,277	126,016	1,739
10E100	2322	1210	00	002324	DCASUP	Clerical	10	BO	DOB	57,100	62,918	56,624	-476
10E100	2322	1290	00	002324	DC9ASU	Clerical-Subs/Hourly	10	BO	DOB	2,000	719	2,000	0
10E100	2322	2115	00	002324	T2239	TRS 2.2	10	BO	DOB	14,670	14,307	11,752	-2,918
10E100	2322	2118	00	002324	TI2324	TRS Health Insurance	10	BO	DOB	992	992	1,041	49
10E100	2322	2210	00	002324	L239	Life/Disability Insurance	10	BO	DOB	456	456	462	6
10E100	2322	2220	00	002324	M239	Medical/Dental Insurance	10	BO	DOB	21,293	21,293	20,160	-1,133
10E100	2322	3320	00	002324	139332	Professional Development	10	ES	ASE	2,000	951	2,000	0
10E100	2322	4109	00	002324	139410	Supplies-Departmental	10	ES	ASE	1,900	1,506	1,900	0
10E100	2322	4400	00	002324	139440	Subscriptions	10	ES	ASE	200	183	200	0
10E100	2322	6909	00	002324	139690	Other Misc	10	ES	ASE	1,800	1,815	1,800	0
10	100					*Administraton				226,688	229,417	223,955	-2,733

Account			Bdgt			2013-14	2013-14	2014-15	2014-15		
FDTLOC	FUNC	OBJ	Quick Key	OBJ	Bldg	Dept	Indv	Budget	FY Activity	Budget	Variance
10			Education Fund								
2324			Asst. Superintendent's Office								
000											
10	---			*Asst. Superintendent's Office				226,688	229,417	223,955	-2,733
2410			Principal's Office								
200			Glenbrook North High School								
10E200	2410	1110 00 002410	NAPRIN	Administrators	10	BO	DOB	474,925	474,925	493,453	18,528
10E200	2410	1210 00 002410	NCPRIN	Clerical	10	BO	DOB	223,700	222,601	225,670	1,970
10E200	2410	1290 00 002410	NC9SUB	Clerical-Subs/Hourly	20			21,000	19,089	27,000	6,000
10E200	2410	1291 00 002410	NCSUBI	Clerical-Subs Illness	10	BO	DOB	13,000	10,825	13,000	0
10E200	2410	1930 00 002410	274115	Students	20			3,439	3,439	7,200	3,761
10E200	2410	2115 00 002410	T2241	TRS 2.2	10	BO	DOB	44,303	44,303	46,021	1,718
10E200	2410	2118 00 002410	TI2410	TRS Health Insurance	10	BO	DOB	3,731	3,731	4,076	345
10E200	2410	2210 00 002410	L241	Life/Disability Insurance	10	BO	DOB	2,653	1,729	1,800	-853
10E200	2410	2220 00 002410	M241	Medical/Dental Insurance	10	BO	DOB	75,033	75,033	77,574	2,541
10E200	2410	3141 00 002410	274141	Inservice	20			0	0	5,000	5,000
10E200	2410	3230 00 002410	274323	Repairs & Maint Services	20			6,332	6,332	4,500	-1,832
10E200	2410	3234 00 002410	274324	Maintenance Agreements	20			32,762	32,762	67,500	34,738
10E200	2410	3320 00 002410	274332	Professional Development	20			7,287	7,287	24,000	16,713
10E200	2410	3410 00 002410	274342	Postage	20			1,465	1,465	2,000	535
10E200	2410	4109 00 002410	274410	Supplies-Departmental	20			29,473	29,473	20,000	-9,473
10E200	2410	4121 00 002410	274412	Graduation Supplies	20			13,200	13,204	10,000	-3,200
10E200	2410	5400 00 002410	274540	Equipment	20			30,011	30,011	27,000	-3,011
10E200	2410	7140 00 002410	274414	Non-Consumable Supplies	20			6,634	6,634	14,077	7,443
10E200	2490	1120 00 002410	NIPRIN	Instructional Supervisors	10	BO	DOB	907,037	908,050	879,156	-27,881
10E200	2490	1210 00 002410	NCDEPT	Clerical	10	BO	DOB	248,700	247,678	257,276	8,576
10E200	2490	2115 00 002410	T2249	TRS 2.2	10	BO	DOB	117,437	117,437	96,283	-21,154
10E200	2490	2118 00 002410	TI2410A	TRS Health Insurance	10	BO	DOB	7,341	7,341	7,371	30
10E200	2490	2150 00 002410	ER249	TRS-early Retirement	10	BO	DOB	175,000	174,054	0	-175,000
10E200	2490	2210 00 002410	L249	Life/Disability Insurance	10	BO	DOB	2,955	2,955	3,061	106
10E200	2490	2220 00 002410	M249	Medical/Dental Insurance	10	BO	DOB	202,682	202,682	196,365	-6,317
10	200			*Glenbrook North High School				2,650,100	2,643,040	2,509,383	-140,717

				Account			Bdgt			2013-14	2013-14	2014-15	2014-15
FDTLOC	FUNC	OBJ	SJ	Quick Key	OBJ	Bldg	Dept	Indv	Budget	FY Activity	Budget	Variance	
10				Education Fund									
2410				Principal's Office									
300				Glenbrook South High School									
10E300	1520	1320	00	002410	STXTRA				5,348	5,348	5,000	-348	
10E300	1520	2115	00	002410	T2520	10	BO	DOB	18	18	29	11	
10E300	1520	2118	00	002410	TI2410B	10	BO	DOB	21	22	38	17	
10E300	2410	1110	00	002410	SAPRIN	10	BO	DOB	460,069	460,069	469,534	9,465	
10E300	2410	1210	00	002410	SCPRIN	10	BO	DOB	213,000	216,866	238,991	25,991	
10E300	2410	1290	00	002410	SC9SUB	30			8,911	8,911	10,000	1,089	
10E300	2410	1291	00	002410	SCSUBI	10	BO	DOB	13,000	7,935	13,000	0	
10E300	2410	2115	00	002410	T2241S	10	BO	DOB	42,906	42,906	43,789	883	
10E300	2410	2118	00	002410	TI2410S	10	BO	DOB	3,601	3,601	3,879	278	
10E300	2410	2210	00	002410	L241S	10	BO	DOB	1,688	1,688	1,791	103	
10E300	2410	2220	00	002410	M241S	10	BO	DOB	105,154	105,154	120,000	14,846	
10E300	2410	3230	00	002410	374323	30			335	335	0	-335	
10E300	2410	3320	00	002410	374332	30			9,323	9,323	9,199	-124	
10E300	2410	3410	00	002410	374341	30			2,351	2,351	3,000	649	
10E300	2410	4109	00	002410	374410	30			20,082	20,082	15,000	-5,082	
10E300	2410	4121	00	002410	374412	30			54,290	54,290	58,400	4,110	
10E300	2410	7140	00	002410	374414	30			3,641	3,641	0	-3,641	
10E300	2490	1120	00	002410	SIPRIN	10	BO	DOB	907,037	884,408	1,028,995	121,958	
10E300	2490	1210	00	002410	SCDEPT	10	BO	DOB	245,000	247,083	255,419	10,419	
10E300	2490	2115	00	002410	T2249S	10	BO	DOB	119,250	119,250	100,695	-18,555	
10E300	2490	2118	00	002410	TI249S	10	BO	DOB	7,185	7,185	8,536	1,351	
10E300	2490	2210	00	002410	L249S	10	BO	DOB	2,865	2,865	3,171	306	
10E300	2490	2220	00	002410	M249S	10	BO	DOB	177,858	177,858	214,586	36,728	
10	300				*Glenbrook South High School				2,402,933	2,381,189	2,603,052	200,119	
10	---				*Principal's Office				5,053,033	5,024,229	5,112,435	59,402	
2510				Business Office									
100				Administraton									
10E100	2510	1110	00	002510	DABUS	10	BO	DOB	216,941	216,941	228,565	11,624	
10E100	2510	1210	00	002510	DCBUS	10	BO	DOB	76,520	76,520	77,744	1,224	
10E100	2510	1290	00	002510	DC9BUS	10	BO	DOB	2,000	0	2,000	0	
10E100	2510	2115	00	002510	T2251	10	BO	DOB	15,715	15,715	16,659	944	
10E100	2510	2118	00	002510	TI2510	10	BO	DOB	1,319	1,319	1,476	157	

			Account		Bdgt			2013-14	2013-14	2014-15	2014-15	
FDTLOC	FUNC	OBJ	SJ	Quick Key	OBJ	Bldg	Dept	Indv	Budget	FY Activity	Budget	Variance
10				Education Fund								
2510				Business Office								
100				Administraton								
10E100	2510	2210	00	002510	L251				880	880	942	62
10E100	2510	2220	00	002510	M251				33,650	33,650	35,184	1,534
10E100	2510	3230	00	002510	103323				200	0	200	0
10E100	2510	3320	00	002510	103332				5,000	4,614	5,000	0
10E100	2510	3510	00	002510	103351				2,000	2,104	2,200	200
10E100	2510	4100	00	002510	103410				3,270	3,275	3,500	230
10E100	2510	4400	00	002510	103440				1,200	780	1,000	-200
10	100								358,695	355,798	374,470	15,775
10	---								358,695	355,798	374,470	15,775
2520				Fiscal Services								
100				Administraton								
10E100	2520	1110	00	002520	DAFSVC				102,365	102,365	104,634	2,269
10E100	2520	1210	00	002520	DCFSVC				392,350	401,287	389,889	-2,461
10E100	2520	1290	00	002520	DC9FSV				25,000	27,448	35,000	10,000
10E100	2520	2115	00	002520	T2252				5,158	5,031	5,102	-56
10E100	2520	2118	00	002520	TI2520				422	422	452	30
10E100	2520	2210	00	002520	L252				813	813	821	8
10E100	2520	2220	00	002520	M252				110,360	110,360	114,758	4,398
10E100	2520	3120	00	002520	103312				40,000	28,035	30,000	-10,000
10E100	2520	3320	00	002520	103333				5,000	4,806	5,000	0
10E100	2520	3510	00	002520	103352				150	20	150	0
10E100	2520	4100	00	002520	103419				2,500	2,013	5,625	3,125
10E100	2520	4400	00	002520	103441				800	646	800	0
10E100	2520	4700	00	002520	103470				50,000	50,000	50,000	0
10	100								734,918	733,246	742,231	7,313
10	---								734,918	733,246	742,231	7,313



				Account			Bdgt			2013-14	2013-14	2014-15	2014-15
FDTLOC	FUNC	OBJ	SJ	Quick Key	OBJ	Bldg	Dept	Indv	Budget	FY Activity	Budget	Variance	
10				Education Fund									
2573				Bookstores									
100				Administraton									
10E100	2570	3900	00	002573	130390	10	BO	DOO	135,000	134,750	130,000	-5,000	
10E100	2570	4700	00	002573	130470	10	BO	DOO	2,500	0	2,500	0	
10E100	2570	4901	00	002573	130490	10	BO	DOO	5,000	4,822	10,000	5,000	
10E100	2570	6400	00	002573	130640	10	BO	DOO	500	85	500	0	
10	100								143,000	139,657	143,000	0	
200				Glenbrook North High School									
10E200	2570	4901	00	002573	230490	10	BO	DOO	0	-3,656	0	0	
10E200	2570	6400	00	002573	230640	10	BO	DOO	15,000	14,492	15,000	0	
10E200	2573	4100	00	002573	273410	10	BO	DOO	2,000	198	2,000	0	
10E200	2573	4700	00	002573	273470	10	BO	DOO	2,500	2,457	2,500	0	
10	200								19,500	13,491	19,500	0	
300				Glenbrook South High School									
10E300	2570	4901	00	002573	330490	10	BO	DOO	0	2,675	0	0	
10E300	2570	6400	00	002573	330640	10	BO	DOO	10,000	8,860	10,000	0	
10E300	2573	4100	00	002573	373410	10	BO	DOO	2,500	938	25,000	22,500	
10E300	2573	4700	00	002573	373470	10	BO	DOO	5,000	5,500	5,000	0	
10	300								17,500	17,973	40,000	22,500	
10	---								180,000	171,121	202,500	22,500	
2574				Printing and Duplicating									
100				Administraton									
10E100	2574	3133	00	002574	157313	10	BO	DOO	335,000	333,615	335,000	0	
10E100	2574	4101	00	002574	128411	10	BO	DOO	100,000	100,393	100,000	0	
10	100								435,000	434,008	435,000	0	

			Account		Bdgt			2013-14	2013-14	2014-15	2014-15	
FDTLOC	FUNC	OBJ	SJ	Quick Key	OBJ	Bldg	Dept	Indv	Budget	FY Activity	Budget	Variance
10				Education Fund								
2574				Printing and Duplicating								
200				Glenbrook North High School								
10E200	2574	3133	00	002574	257313	10	BO	DOO	0	398	0	0
10E200	2574	3600	00	002574	274360	20			21,769	21,769	26,000	4,231
10E200	2574	4101	00	002574	228410	20			38,121	39,443	55,000	16,879
10	200								59,890	61,610	81,000	21,110
300				Glenbrook South High School								
10E300	2574	3133	00	002574	357313	10	BO	DOO	0	363	0	0
10E300	2574	3230	00	002574	328324	30			100,000	94,291	65,000	-35,000
10E300	2574	3600	00	002574	374360	30			12,825	12,825	17,500	4,675
10E300	2574	4101	00	002574	328411	30			59,912	59,912	60,000	88
10	300								172,737	167,391	142,500	-30,237
10	---								667,627	663,009	658,500	-9,127
2610				General Administration								
100				Administraton								
10E100	2610	1210	00	002610	DCADM	10	BO	DOB	29,700	31,400	30,729	1,029
10E100	2610	1290	00	002610	102119	10	BO	DOB	2,500	0	2,000	-500
10E100	2610	2210	00	002610	L261	10	BO	DOB	69	69	69	0
10E100	2610	2220	00	002610	M261	10	BO	DOB	6,913	8,297	8,794	1,881
10E100	2610	3234	00	002610	102323	10	BO	DOO	10,000	9,984	10,000	0
10E100	2610	3240	00	002610	102324	10	BO	DOO	15,000	15,000	20,000	5,000
10E100	2610	3411	00	002610	102341	10	BO	DOO	2,000	435	2,000	0
10E100	2610	3412	00	002610	102342	10	BO	DOO	75,000	75,793	95,000	20,000
10E100	2610	4109	00	002610	102410	10	BO	DOO	30,000	30,650	30,000	0
10E100	2610	5400	00	002610	102540	10	BO	DOO	45,000	43,507	100,000	55,000
10E100	2610	6400	00	002610	102640	10	BO	DOO	0	103	150	150
10E100	2610	7140	00	002610	102414	10	BO	DOO	5,000	5,240	5,000	0
10	100								221,182	220,478	303,742	82,560

			Account		Bdgt			2013-14	2013-14	2014-15	2014-15	
FDTLOC	FUNC	OBJ	SJ	Quick Key	OBJ	Bldg	Dept	Indv	Budget	FY Activity	Budget	Variance
10				Education Fund								
2610				General Administration								
300				Glenbrook South High School								
10E300	2660	5411	00	002610	302541				1,442	1,442	0	-1,442
10E300	2660	7140	00	002610	302414				53,927	53,927	53,473	-454
10	300								55,369	55,369	53,473	-1,896
10	---								276,551	275,847	357,215	80,664
2630				Public Information Office								
100				Administraton								
10E100	2574	3600	00	002630	107360	10	PI	DPI	20,000	18,970	20,000	0
10E100	2630	1110	00	002630	DAPR	10	BO	DOB	81,021	87,125	82,317	1,296
10E100	2630	1510	00	002630	DTPR	10	BO	DOB	41,000	35,801	47,690	6,690
10E100	2630	2210	00	002630	L263	10	BO	DOB	164	164	297	133
10E100	2630	2220	00	002630	M263	10	BO	DOB	23,844	23,844	29,393	5,549
10E100	2630	3120	00	002630	107312	10	PI	DPI	22,500	14,714	12,000	-10,500
10E100	2630	3320	00	002630	107332	10	PI	DPI	6,000	2,064	6,000	0
10E100	2630	3500	00	002630	107350	10	PI	DPI	0	0	500	500
10E100	2630	3601	00	002630	107361	10	PI	DPI	400	275	300	-100
10E100	2630	4100	00	002630	107410	10	PI	DPI	700	735	2,000	1,300
10E100	2630	4135	00	002630	107413	10	PI	DPI	1,000	1,000	1,000	0
10E100	2630	4400	00	002630	107440	10	PI	DPI	300	127	300	0
10E100	2630	6400	00	002630	107640	10	PI	DPI	450	515	600	150
10	100								197,379	185,334	202,397	5,018
10	---								197,379	185,334	202,397	5,018
2640				Human Resource Department								
100				Administraton								
10E100	2640	1110	00	002640	DAPER	10	BO	DOB	155,346	155,346	157,520	2,174
10E100	2640	1210	00	002640	DCPER	10	BO	DOB	140,800	180,303	146,232	5,432
10E100	2640	1290	00	002640	DC9PER	10	BO	DOB	10,000	21,164	25,000	15,000
10E100	2640	2115	00	002640	T2264	10	BO	DOB	14,855	14,488	14,690	-165
10E100	2640	2118	00	002640	TI2640	10	BO	DOB	1,216	1,216	1,301	85

FDTLOC	FUNC	OBJ	SJ	Account		Bdgt			2013-14	2013-14	2014-15	2014-15	
				Quick Key	OBJ	Bldg	Dept	Indv	Budget	FY Activity	Budget	Variance	
10					Education Fund								
2640					Human Resource Department								
100					Administraton								
10E100	2640	2210	00	002640	L264	Life/Disability Insurance	10	BO	DOB	801	801	750	-51
10E100	2640	2220	00	002640	M264	Medical/Dental Insurance	10	BO	DOB	63,072	67,006	65,871	2,799
10E100	2640	2403	00	002640	106243	Physical Examination Reimb	10	HR	ASH	7,500	2,433	5,000	-2,500
10E100	2640	2405	00	002640	118245	Registration-Teach Certif	10	HR	ASH	10,000	1,454	8,000	-2,000
10E100	2640	3153	00	002640	101313	Personnel Search	10	HR	ASH	8,000	895	8,000	0
10E100	2640	3159	00	002640	105315	Criminal Background Checks	10	HR	ASH	9,000	9,336	11,000	2,000
10E100	2640	3230	00	002640	105323	Repairs & Maint Services	10	HR	ASH	1,000	0	1,000	0
10E100	2640	3320	00	002640	105332	Professional Development	10	HR	ASH	2,000	929	2,000	0
10E100	2640	3520	00	002640	105352	Recruitment Adv-ESP	10	HR	ASH	8,000	831	8,000	0
10E100	2640	3525	00	002640	105353	Recruitment Adv-Certified	10	HR	ASH	8,000	1,089	38,000	30,000
10E100	2640	4109	00	002640	105410	Supplies-Departmental	10	HR	ASH	5,000	2,804	5,000	0
10E100	2640	4400	00	002640	105440	Subscriptions	10	HR	ASH	500	465	500	0
10E100	2640	4700	00	002640	105470	Software / Ncon Tech Supplies	10	HR	ASH	20,000	16,760	20,000	0
10E100	2640	6400	00	002640	105640	Dues And Fees	10	HR	ASH	1,000	833	1,000	0
10E100	2640	6909	00	002640	105690	Other Misc	10	HR	ASH	500	71	500	0
10	100					*Administraton				466,590	478,224	519,364	52,774
10	---					*Human Resource Department				466,590	478,224	519,364	52,774
2645					Employee Assistance Program								
100					Administraton								
10E100	2640	2406	00	002645	EAP	Employee Assistance Program	10	HR	ASH	15,000	17,155	20,000	5,000
10	100					*Administraton				15,000	17,155	20,000	5,000
10	---					*Employee Assistance Program				15,000	17,155	20,000	5,000
2649					Health Promotion Program								
100					Administraton								
10E100	2640	1340	00	002649	D9WELL	Teachers-Hrly/Per Diem	10	BO	DOB	9,500	9,331	11,000	1,500
10E100	2640	2115	00	002649	T2649	TRS 2.2	10	BO	DOB	24	23	23	-1
10E100	2640	2118	00	002649	TI2649	TRS Health Insurance	10	BO	DOB	29	29	30	1
10E100	2640	2220	00	002649	M2649	Medical/Dental Insurance	10	BO	DOB	168,530	171,510	0	-168,530

				Account			Bdgt			2013-14	2013-14	2014-15	2014-15
FDTLOC	FUNC	OBJ	SJ	Quick Key	OBJ	Bldg	Dept	Indv	Budget	FY Activity	Budget	Variance	
10				Education Fund									
2649				Health Promotion Program									
100				Administraton									
10E100	2640	4109	00	002649	105419	10	BO	DOB	10,000	6,802	10,000	0	
10	100								188,083	187,695	21,053	-167,030	
200				Glenbrook North High School									
10E200	2640	2291	00	002649	274691	20			0	0	1,000	1,000	
10	200								0	0	1,000	1,000	
300				Glenbrook South High School									
10E300	2640	2291	00	002649	368229	30			0	0	2,500	2,500	
10	300								0	0	2,500	2,500	
10	---								188,083	187,695	24,553	-163,530	
2660				Information Systems									
100				Administraton									
10E100	2660	1110	00	002660	DAMIS	10	BO	DOB	144,315	144,315	144,995	680	
10E100	2660	1210	00	002660	DCMIS	10	BO	DOB	52,540	52,540	54,181	1,641	
10E100	2660	1510	00	002660	DTMIS	10	BO	DOB	527,000	545,944	546,287	19,287	
10E100	2660	1590	00	002660	DC9MIS	10	BO	DOB	50,000	13,913	14,400	-35,600	
10E100	2660	2210	00	002660	L266	10	BO	DOB	1,020	1,020	1,023	3	
10E100	2660	2220	00	002660	M266	10	BO	DOB	121,280	121,280	119,710	-1,570	
10E100	2660	3320	00	002660	109332	10	TE	CTO	25,000	27,958	25,000	0	
10E100	2660	4109	00	002660	109419	10	TE	CTO	5,000	4,953	5,000	0	
10	100								926,155	911,923	910,596	-15,559	

			Account		Bdgt			2013-14	2013-14	2014-15	2014-15	
FDTLOC	FUNC	OBJ	SJ	Quick Key	OBJ	Bldg	Dept	Indv	Budget	FY Activity	Budget	Variance
10				Education Fund								
2660				Information Systems								
200				Glenbrook North High School								
10E200	2225	1510	00	002660	NTCAI	10	BO	DOB	115,900	156,834	157,744	41,844
10E200	2225	2210	00	002660	L225	10	BO	DOB	213	181	175	-38
10E200	2225	2220	00	002660	M225	10	BO	DOB	28,228	28,228	27,963	-265
10E200	2225	3230	00	002660	260323	20			5,517	5,517	7,500	1,983
10E200	2225	3320	00	002660	260333	20			14,118	14,118	20,000	5,882
10E200	2225	4109	00	002660	260419	20			10,000	5,686	5,000	-5,000
10E200	2225	4300	00	002660	260432	20			200	200	200	0
10E200	2225	7140	00	002660	260414	20			42,000	37,271	35,000	-7,000
10	200				*Glenbrook North High School				216,176	248,035	253,582	37,406
300				Glenbrook South High School								
10E300	2225	1510	00	002660	STCAI	10	BO	DOB	132,100	133,826	149,168	17,068
10E300	2225	2210	00	002660	L225S	10	BO	DOB	138	138	177	39
10E300	2225	2220	00	002660	M225S	10	BO	DOB	13,446	22,870	29,269	15,823
10E300	2225	3230	00	002660	360230	30	IT		3,657	3,657	0	-3,657
10E300	2225	3320	00	002660	360333	30	IT		11,489	11,489	20,000	8,511
10E300	2225	4109	00	002660	360419	30	IT		3,586	3,586	7,000	3,414
10E300	2225	4310	00	002660	360443	30	IT		25,798	25,798	26,000	202
10E300	2225	7140	00	002660	360414	30	IT		848	848	0	-848
10	300				*Glenbrook South High School				191,062	202,212	231,614	40,552
10	---				*Information Systems				1,333,393	1,362,170	1,395,792	62,399
2661				Info Systems - Applications								
100				Administraton								
10E100	1130	4700	00	002661	167471	10	TE	CTO	20,000	14,234	45,000	25,000
10E100	2680	1340	00	002661	DTAPPL	10	BO	DOB	2,500	0	0	-2,500
10E100	2680	1591	00	002661	DT9TEC	10	BO	DOB	67,000	62,999	65,000	-2,000
10E100	2680	2115	00	002661	T2661A	10	BO	DOB	241	238	261	20
10E100	2680	2118	00	002661	TI2661A	10	BO	DOB	295	295	342	47
10	100				*Administraton				90,036	77,766	110,603	20,567

			Account		Bdgt			2013-14	2013-14	2014-15	2014-15	
FDTLOC	FUNC	OBJ	SJ	Quick Key	OBJ	Bldg	Dept	Indv	Budget	FY Activity	Budget	Variance
10				Education Fund								
2661				Info Systems - Applications								
000												
10	---				*Info Systems - Applications				90,036	77,766	110,603	20,567
2662				Info Services - Recurring								
100				Administraton								
10E100	2680	1510	00	002662	DTNET	10	BO	DOB	557,500	477,361	468,495	-89,005
10E100	2680	1590	00	002662	DT9NET	10	BO	DOB	24,000	42,136	43,000	19,000
10E100	2680	2210	00	002662	L268	10	BO	DOB	653	653	655	2
10E100	2680	2220	00	002662	M268	10	BO	DOB	61,536	61,536	62,036	500
10E100	2680	3118	00	002662	108318	10	TE	CTO	19,000	12,723	0	-19,000
10E100	2680	3120	00	002662	108312	10	TE	CTO	0	225	0	0
10E100	2680	3190	00	002662	108319	10	TE	CTO	3,000	214	0	-3,000
10E100	2680	3230	00	002662	108323	10	TE	CTO	60,000	42,963	80,000	20,000
10E100	2680	3320	00	002662	108332	10	TE	CTO	0	5,435	0	0
10E100	2680	3430	00	002662	108343	10	TE	CTO	166,000	175,376	160,000	-6,000
10E100	2680	3900	00	002662	108390	10	TE	CTO	5,000	6,139	10,000	5,000
10E100	2680	4100	00	002662	108410	10	TE	CTO	0	835	0	0
10E100	2680	4310	00	002662	108431	10	TE	CTO	50,000	51,749	50,000	0
10E100	2680	4700	00	002662	108542	10	TE	CTO	200,000	198,777	300,000	100,000
10E100	2680	5411	00	002662	108541	10	TE	CTO	92,000	74,525	75,000	-17,000
10E100	2680	7140	00	002662	108414	10	TE	CTO	5,000	2,768	5,000	0
10	100				*Administraton				1,243,689	1,153,415	1,254,186	10,497
10	---				*Info Services - Recurring				1,243,689	1,153,415	1,254,186	10,497
2663				Info Systems - Tech Plan								
100				Administraton								
10E100	2680	1591	00	002663	DT9TP8	10	BO	DOB	12,000	11,634	12,000	0
10E100	2680	3120	00	002663	166312	10	TE	CTO	12,000	12,429	20,000	8,000
10E100	2680	3320	00	002663	166320	10	TE	CTO	10,000	10,000	10,000	0
10E100	2680	3322	00	002663	166322	10	TE	CTO	330,934	330,187	513,933	182,999
10E100	2680	4700	00	002663	166470	10	TE	CTO	37,000	35,579	80,000	43,000
10E100	2680	5411	00	002663	166541	10	TE	CTO	686,000	689,361	536,000	-150,000

			Account		Bdgt			2013-14	2013-14	2014-15	2014-15		
FDTLOC	FUNC	OBJ	SJ	Quick Key	OBJ	Bldg	Dept	Indv	Budget	FY Activity	Budget	Variance	
10				Education Fund									
2663				Info Systems - Tech Plan									
100				Administraton									
10E100	2680	6900	00	002663	166690	Contingencies	10	TE	CTO	0	4,600	0	0
10	100					*Administraton				1,087,934	1,093,790	1,171,933	83,999
10	---					*Info Systems - Tech Plan				1,087,934	1,093,790	1,171,933	83,999
2664				Student Technology									
100				Administraton									
10E100	2664	3322	00	002664	168322	Leases	10	BO	DOO	507,000	509,999	655,000	148,000
10E100	2664	3810	00	002664	168381	Property Insurance	10	BO	DOO	50,700	33,669	85,000	34,300
10E100	2664	6900	00	002664	168690	Contingencies	10	BO	DOO	20,000	2,907	20,000	0
10	100					*Administraton				577,700	546,575	760,000	182,300
10	---					*Student Technology				577,700	546,575	760,000	182,300
3200				Community Swim Program									
300				Glenbrook South High School									
10E300	3200	1340	00	003200	SSWIM	Teachers-Hrly/Per Diem	10	BO	DOB	24,000	21,462	24,000	0
10E300	3200	1930	00	003200	SZSWIM	Students	10	BO	DOB	18,000	17,382	19,000	1,000
10E300	3200	4100	00	003200	379410	Supplies-General	10	BO	DOB	0	79	100	100
10	300					*Glenbrook South High School				42,000	38,923	43,100	1,100
10	---					*Community Swim Program				42,000	38,923	43,100	1,100
3202				Summer Athletic Camps									
100				Administraton									
10E100	1510	1290	00	003202	DC9SATH	Clerical-Subs/Hourly	10	BO	DOB	0	3,000	3,500	3,500
10E100	1510	3234	00	003202	132324	Maintenance Agreements	10	EV	PEV	1,920	1,920	1,920	0
10E100	1510	3412	00	003202	132341	Postage	10	EV	PEV	1,200	0	1,000	-200
10E100	1510	3600	00	003202	132360	Printing & Binding	10	EV	PEV	5,000	5,110	5,200	200
10E100	1510	6400	00	003202	132640	Dues And Fees	10	EV	PEV	30,000	35,637	36,000	6,000



				Account			Bdgt			2013-14	2013-14	2014-15	2014-15
FDTLOC	FUNC	OBJ	SJ	Quick Key	OBJ	Bldg	Dept	Indv	Budget	FY Activity	Budget	Variance	
10				Education Fund									
3202				Summer Athletic Camps									
100				Administraton									
10 100					*Administraton				38,120	45,667	47,620	9,500	
200				Glenbrook North High School									
10E200	1510	1330	00	003202	NSATH	10	BO	DOB	150,000	138,253	140,000	-10,000	
10E200	1510	2115	00	003202	T3202	10	BO	DOB	844	548	580	-264	
10E200	1510	2118	00	003202	TI3202	10	BO	DOB	680	680	760	80	
10E200	1510	3105	00	003202	232310	10	EV	PEV	2,000	4,383	4,500	2,500	
10E200	1510	3903	00	003202	232390	10	EV	PEV	30,000	7,589	15,000	-15,000	
10E200	1510	4109	00	003202	232419	10	EV	PEV	5,000	16,166	18,000	13,000	
10 200					*Glenbrook North High School				188,524	167,619	178,840	-9,684	
300				Glenbrook South High School									
10E300	1510	1330	00	003202	SSATH	10	BO	DOB	95,000	96,144	100,000	5,000	
10E300	1510	2115	00	003202	TS3202	10	BO	DOB	432	432	435	3	
10E300	1510	2118	00	003202	TIS3202	10	BO	DOB	255	536	570	315	
10E300	1510	3105	00	003202	332310	10	EV	PEV	2,000	1,703	2,000	0	
10E300	1510	3903	00	003202	332390	10	EV	PEV	2,000	2,890	3,000	1,000	
10E300	1510	4109	00	003202	332419	10	EV	PEV	10,000	12,860	14,000	4,000	
10 300					*Glenbrook South High School				109,687	114,565	120,005	10,318	
10 ---					*Summer Athletic Camps				336,331	327,851	346,465	10,134	
3203				Summer Science Camp									
300				Glenbrook South High School									
10E300	3203	1340	00	003203	SSSCI	10	BO	DOB	0	17,264	20,000	20,000	
10E300	3203	2115	00	003203	TS3203	10	BO	DOB	85	85	110	25	
10E300	3203	2118	00	003203	TIS3203	10	BO	DOB	0	106	144	144	
10 300					*Glenbrook South High School				85	17,455	20,254	20,169	

			Account		Bdgt			2013-14	2013-14	2014-15	2014-15		
FDTLOC	FUNC	OBJ	SJ	Quick Key	OBJ	Bldg	Dept	Indv	Budget	FY Activity	Budget	Variance	
10				Education Fund									
3203				Summer Science Camp									
000													
10	---				*Summer Science Camp				85	17,455	20,254	20,169	
5100				Athletics									
200				Glenbrook North High School									
10E200	1510	1320	00	005100	NDATH	Teachers-Extra Duties	10	BO	DOB	120,000	94,408	110,000	-10,000
10E200	1510	1330	00	005100	NRATH	Teachers-Extra Responsibility	10	BO	DOB	1,000,000	1,009,194	1,050,000	50,000
10E200	1510	1350	00	005100	NASATH	Teachers-Stipends	10	BO	DOB	13,100	13,098	14,000	900
10E200	1510	2115	00	005100	T2151	TRS 2.2	10	BO	DOB	16,026	16,026	16,100	74
10E200	1510	2118	00	005100	TI5100	TRS Health Insurance	10	BO	DOB	5,594	5,594	5,700	106
10E200	1510	2210	00	005100	L700	Life/Disability Insurance	10	BO	DOB	8	3	0	-8
10E200	1510	2220	00	005100	M700	Medical/Dental Insurance	10	BO	DOB	0	549	0	0
10E200	1510	3133	00	005100	223313	Contract Labor Costs	10	BO	DOB	36,786	36,786	37,705	919
10E200	1510	3230	00	005100	223323	Repairs & Maint Services	20			8,835	8,835	5,000	-3,835
10E200	1510	3320	00	005100	223332	Professional Development	20			9,384	9,384	9,000	-384
10E200	1510	3770	00	005100	223329	Security Services	20			11,000	10,385	11,000	0
10E200	1510	3903	00	005100	223390	Entry Fees	20			1,850	0	1,850	0
10E200	1510	4109	00	005100	223410	Supplies-Departmental	20			13,397	13,397	12,000	-1,397
10E200	2490	1110	00	005100	NAATH	Administrators	10	BO	DOB	209,352	210,313	215,447	6,095
10E200	2490	1210	00	005100	NCATH	Clerical	10	BO	DOB	55,800	55,764	56,656	856
10E200	2490	2115	00	005100	T5100	TRS 2.2	10	BO	DOB	1,856	1,220	12,998	11,142
10E200	2490	2118	00	005100	TI5100A	TRS Health Insurance	10	BO	DOB	1,514	1,514	1,726	212
10E200	2490	2210	00	005100	L5100	Life/Disability Insurance	10	BO	DOB	891	549	550	-341
10E200	2490	2220	00	005100	M5100	Medical/Dental Insurance	10	BO	DOB	38,137	38,137	39,841	1,704
10	200				*Glenbrook North High School				1,543,530	1,525,156	1,599,573	56,043	
300				Glenbrook South High School									
10E300	1510	1320	00	005100	SDATH	Teachers-Extra Duties	10	BO	DOB	120,000	103,162	120,000	0
10E300	1510	1330	00	005100	SRATH	Teachers-Extra Responsibility	10	BO	DOB	1,100,000	1,019,364	1,050,000	-50,000
10E300	1510	1350	00	005100	SASATH	Teachers-Stipends	10	BO	DOB	13,500	13,091	14,000	500
10E300	1510	2115	00	005100	T2151S	TRS 2.2	10	BO	DOB	17,361	17,361	17,370	9
10E300	1510	2118	00	005100	TI5100S	TRS Health Insurance	10	BO	DOB	6,025	6,025	6,100	75
10E300	1510	2210	00	005100	L5100S	Life/Disability Insurance	10	BO	DOB	12	12	0	-12
10E300	1510	2220	00	005100	M5100S	Medical/Dental Insurance	10	BO	DOB	1,476	1,476	0	-1,476

			Account		Bdgt			2013-14	2013-14	2014-15	2014-15	
FDTLOC	FUNC	OBJ	SJ	Quick Key	OBJ	Bldg	Dept	Indv	Budget	FY Activity	Budget	Variance
10				Education Fund								
5100				Athletics								
300				Glenbrook South High School								
10E300	1510	3133	00	005100	323313	10	BO	DOB	36,786	36,786	37,705	919
10E300	1510	3230	00	005100	323323	30			1,032	1,032	1,840	808
10E300	1510	3320	00	005100	323332	30			1,827	1,827	2,050	223
10E300	1510	3903	00	005100	323390	30			460	460	0	-460
10E300	1510	4109	00	005100	323410	30			7,503	7,503	17,000	9,497
10E300	1510	7140	00	005100	323414	30			6,002	6,002	88,100	82,098
10E300	2210	7140	00	005100	32V414	10	BO	DOO	3,300	165	3,300	0
10E300	2490	1110	00	005100	SAATH	10	BO	DOB	248,179	247,127	253,214	5,035
10E300	2490	1210	00	005100	SCATH	10	BO	DOB	97,425	97,405	100,569	3,144
10E300	2490	2115	00	005100	T51003	10	BO	DOB	1,433	1,433	14,225	12,792
10E300	2490	2118	00	005100	TI51003	10	BO	DOB	983	1,779	2,021	1,038
10E300	2490	2210	00	005100	L51003	10	BO	DOB	651	651	648	-3
10E300	2490	2220	00	005100	M51003	10	BO	DOB	31,439	52,314	55,850	24,411
10	300				*Glenbrook South High School				1,695,394	1,614,975	1,783,992	88,598
10	---				*Athletics				3,238,924	3,140,131	3,383,565	144,641
5110				Training Room								
200				Glenbrook North High School								
10E200	1510	1510	00	005110	NTTRNG	10	BO	DOB	143,450	141,079	147,627	4,177
10E200	1510	2210	00	005110	L5110	10	BO	DOB	173	173	177	4
10E200	1510	2220	00	005110	M5110	10	BO	DOB	16,336	16,336	15,188	-1,148
10E200	1510	4109	00	005110	220410	20			8,000	7,817	8,000	0
10	200				*Glenbrook North High School				167,959	165,405	170,992	3,033
300				Glenbrook South High School								
10E300	1510	1510	00	005110	STTRNG	10	BO	DOB	213,600	211,244	181,312	-32,288
10E300	1510	2210	00	005110	L5110S	10	BO	DOB	245	245	249	4
10E300	1510	2220	00	005110	M5110S	10	BO	DOB	20,871	41,749	36,735	15,864
10E300	1510	3320	00	005110	323330	30			205	205	1,000	795
10E300	1510	4109	00	005110	323419	30			13,520	13,520	15,500	1,980

			Account			Bdgt			2013-14	2013-14	2014-15	2014-15	
FDTLOC	FUNC	OBJ	SJ	Quick Key	OBJ	Bldg	Dept	Indv	Budget	FY Activity	Budget	Variance	
10				Education Fund									
5110				Training Room									
300				Glenbrook South High School									
10	300				*Glenbrook South High School				248,441	266,963	234,796	-13,645	
10	---				*Training Room				416,400	432,368	405,788	-10,612	
5210				Baseball									
200				Glenbrook North High School									
10E200	1510	3105	00	005210	201310				20	6,800	6,717	6,800	0
10E200	1510	4109	00	005210	201410				20	1,611	1,611	7,000	5,389
10	200				*Glenbrook North High School					8,411	8,328	13,800	5,389
300				Glenbrook South High School									
10E300	1510	3105	00	005210	301310				30	6,339	6,339	3,700	-2,639
10E300	1510	4109	00	005210	301410				30	8,005	8,005	5,900	-2,105
10	300				*Glenbrook South High School					14,344	14,344	9,600	-4,744
10	---				*Baseball					22,755	22,672	23,400	645
5215				Basketball									
200				Glenbrook North High School									
10E200	1510	2115	00	005215	T5215N				10	BO	DOB	0	-1
10E200	1510	3105	00	005215	202310				20	7,508	7,508	7,700	192
10E200	1510	3903	00	005215	202390				20	392	390	400	8
10E200	1510	4109	00	005215	202410				20	1,308	1,308	800	-508
10	200				*Glenbrook North High School					9,209	9,206	8,900	-309
300				Glenbrook South High School									
10E300	1510	3105	00	005215	302310				30	6,516	6,516	4,225	-2,291
10E300	1510	3903	00	005215	302390				30	450	450	1,000	550
10E300	1510	4109	00	005215	302410				30	1,065	1,065	2,700	1,635

			Account			Bdgt			2013-14	2013-14	2014-15	2014-15
FDTLOC	FUNC	OBJ	SJ	Quick Key	OBJ	Bldg	Dept	Indv	Budget	FY Activity	Budget	Variance
10				Education Fund								
5215				Basketball								
300				Glenbrook South High School								
10	300				*Glenbrook South High School				8,031	8,031	7,925	-106
10	---				*Basketball				17,240	17,237	16,825	-415
5216				Bowling-Boys								
200				Glenbrook North High School								
10E200	1510	3903	00	005216	238390				0	0	2,300	2,300
10E200	1510	4109	00	005216	238410				0	0	600	600
10	200				*Glenbrook North High School				0	0	2,900	2,900
10	---				*Bowling-Boys				0	0	2,900	2,900
5220				Cross Country								
200				Glenbrook North High School								
10E200	1510	3105	00	005220	213310				140	105	400	260
10E200	1510	3903	00	005220	203390				945	945	1,000	55
10E200	1510	4109	00	005220	203410				3,624	3,600	2,000	-1,624
10	200				*Glenbrook North High School				4,709	4,650	3,400	-1,309
300				Glenbrook South High School								
10E300	1510	3320	00	005220	303332				0	0	200	200
10E300	1510	3903	00	005220	303390				593	593	450	-143
10E300	1510	4109	00	005220	303410				0	0	1,000	1,000
10	300				*Glenbrook South High School				593	593	1,650	1,057
10	---				*Cross Country				5,302	5,243	5,050	-252

				Account						2013-14	2013-14	2014-15	2014-15
FDTLOC	FUNC	OBJ	SJ	Quick Key	OBJ	Bldg	Dept	Indv	Budget	FY Activity	Budget	Variance	
10				Education Fund									
5225				Football									
200				Glenbrook North High School									
10E200	1510	3105	00	005225	204310				7,298	7,298	7,500	202	
10E200	1510	3230	00	005225	204323				15,600	15,600	13,500	-2,100	
10E200	1510	4109	00	005225	204410				20,558	20,558	6,500	-14,058	
10	200								43,456	43,456	27,500	-15,956	
300				Glenbrook South High School									
10E300	1510	3105	00	005225	304310				5,705	5,705	4,125	-1,580	
10E300	1510	3230	00	005225	304323				22,840	22,840	10,000	-12,840	
10E300	1510	3320	00	005225	304332				369	369	525	156	
10E300	1510	4109	00	005225	304410				18,083	18,083	13,515	-4,568	
10	300								46,997	46,997	28,165	-18,832	
10	---								90,453	90,453	55,665	-34,788	
5230				Golf									
200				Glenbrook North High School									
10E200	1510	3903	00	005230	205390				3,486	3,486	3,500	15	
10E200	1510	4109	00	005230	205410				402	372	3,000	2,598	
10	200								3,888	3,858	6,500	2,613	
300				Glenbrook South High School									
10E300	1510	3903	00	005230	305390				2,669	2,669	2,000	-669	
10E300	1510	4109	00	005230	305410				107	107	2,000	1,893	
10	300								2,776	2,776	4,000	1,224	
10	---								6,664	6,634	10,500	3,837	

				Account				2013-14	2013-14	2014-15	2014-15	
FDTLOC	FUNC	OBJ	SJ	Quick Key	OBJ	Bldg	Dept	Indv	Budget	FY Activity	Budget	Variance
10				Education Fund								
5235				Gymnastics								
200				Glenbrook North High School								
10E200	1510	2115	00	005235	TN5235	10	BO	DOB	1	0	0	-1
10E200	1510	3105	00	005235	206310	20			1,300	720	1,300	0
10E200	1510	3903	00	005235	206390	20			1,200	1,160	1,200	0
10E200	1510	4109	00	005235	206410	20			100	0	300	200
10	200				*Glenbrook North High School				2,601	1,880	2,800	199
300				Glenbrook South High School								
10E300	1510	3105	00	005235	306310	30			1,124	1,124	825	-299
10E300	1510	3230	00	005235	306323	30			0	0	100	100
10E300	1510	3320	00	005235	306332	30			55	55	200	145
10E300	1510	3903	00	005235	306390	30			225	225	825	600
10E300	1510	4109	00	005235	306410	30			92	92	1,000	909
10	300				*Glenbrook South High School				1,496	1,496	2,950	1,455
10	---				*Gymnastics				4,097	3,376	5,750	1,654
5240				Lacrosse								
200				Glenbrook North High School								
10E200	1510	3105	00	005240	225310	20			3,200	3,024	3,200	0
10E200	1510	3903	00	005240	225390	20			725	650	725	0
10E200	1510	4109	00	005240	225419	20			430	430	4,500	4,070
10	200				*Glenbrook North High School				4,355	4,104	8,425	4,070
300				Glenbrook South High School								
10E300	1510	3105	00	005240	333310	30			5,976	5,976	4,250	-1,726
10E300	1510	3230	00	005240	333323	30			0	0	3,250	3,250
10E300	1510	3903	00	005240	333390	30			1,010	1,010	1,300	290
10E300	1510	4109	00	005240	333410	30			3,553	3,553	2,970	-583
10	300				*Glenbrook South High School				10,539	10,539	11,770	1,231

				Account			2013-14			2013-14	2014-15	2014-15
FDTLOC	FUNC	OBJ	SJ	Quick Key	OBJ	Bldg	Dept	Indv	Budget	FY Activity	Budget	Variance
10				Education Fund								
5240				Lacrosse								
000												
10	---				*Lacrosse				14,894	14,643	20,195	5,301
5245				Soccer								
200				Glenbrook North High School								
10E200	1510	3105	00	005245	207310	20			7,425	7,410	8,000	575
10E200	1510	3903	00	005245	207390	20			575	575	600	25
10E200	1510	4109	00	005245	207410	20			947	947	1,500	553
10	200				*Glenbrook North High School				8,947	8,932	10,100	1,153
300				Glenbrook South High School								
10E300	1510	3105	00	005245	307310	30			6,492	6,492	6,500	8
10E300	1510	3320	00	005245	307332	30			0	0	300	300
10E300	1510	3903	00	005245	307390	30			900	900	375	-525
10E300	1510	4109	00	005245	307410	30			3,007	3,007	3,250	243
10	300				*Glenbrook South High School				10,399	10,399	10,425	26
10	---				*Soccer				19,346	19,331	20,525	1,179
5260				Swimming								
200				Glenbrook North High School								
10E200	1510	3105	00	005260	208310	20			2,944	2,943	3,000	56
10E200	1510	3903	00	005260	208390	20			1,482	1,426	1,100	-382
10E200	1510	4109	00	005260	208410	20			395	395	1,000	605
10	200				*Glenbrook North High School				4,821	4,764	5,100	279



				Account			2013-14			2013-14			2014-15			2014-15		
FDTLOC	FUNC	OBJ	SJ	Quick Key	OBJ	Bldg	Dept	Indv	Budget	FY	Activity	Budget	Variance					
10				Education Fund														
5260				Swimming														
300				Glenbrook South High School														
10E300	1510	3105	00	005260	308310	30			2,251		2,251	2,443	192					
10E300	1510	3320	00	005260	308332	30			288		288	0	-288					
10E300	1510	3903	00	005260	308390	30			1,135		1,135	775	-360					
10E300	1510	4109	00	005260	308410	30			2,841		2,841	2,700	-141					
10	300								6,515		6,515	5,918	-597					
10	---								11,336		11,279	11,018	-318					
5270				Tennis														
200				Glenbrook North High School														
10E200	1510	3903	00	005270	209390	20			400		385	400	0					
10E200	1510	4109	00	005270	209410	20			400		292	1,500	1,100					
10	200								800		677	1,900	1,100					
300				Glenbrook South High School														
10E300	1510	3230	00	005270	309323	30			0		0	100	100					
10E300	1510	3320	00	005270	309332	30			328		328	200	-128					
10E300	1510	3903	00	005270	309390	30			430		430	200	-230					
10E300	1510	4109	00	005270	309410	30			4,717		4,717	3,390	-1,327					
10	300								5,475		5,475	3,890	-1,585					
10	---								6,275		6,152	5,790	-485					
5280				Track														
200				Glenbrook North High School														
10E200	1510	3105	00	005280	210310	20			2,530		2,530	2,200	-330					
10E200	1510	3903	00	005280	210390	20			1,025		1,025	800	-225					
10E200	1510	4109	00	005280	210410	20			817		817	1,500	683					
10	200								4,372		4,372	4,500	128					

				Account			Bdgt			2013-14	2013-14	2014-15	2014-15
FDTLOC	FUNC	OBJ	SJ	Quick Key	OBJ	Bldg	Dept	Indv	Budget	FY Activity	Budget	Variance	
10				Education Fund									
5280				Track									
300				Glenbrook South High School									
10E300	1510	3105	00	005280	310310				1,848	1,848	1,750	-98	
10E300	1510	3320	00	005280	310332				402	402	500	98	
10E300	1510	3903	00	005280	310390				1,615	1,615	1,500	-115	
10E300	1510	4109	00	005280	310410				5,804	5,804	4,965	-839	
10	300								9,669	9,669	8,715	-954	
10	---								14,041	14,041	13,215	-826	
5285				Volleyball									
200				Glenbrook North High School									
10E200	1510	3105	00	005285	221310				7,299	7,299	6,800	-499	
10E200	1510	3903	00	005285	221390				2,185	2,185	2,000	-185	
10E200	1510	4109	00	005285	221410				1,062	1,062	2,400	1,338	
10	200								10,546	10,546	11,200	654	
300				Glenbrook South High School									
10E300	1510	3105	00	005285	321310				1,310	1,310	2,000	690	
10E300	1510	3903	00	005285	321390				1,885	1,885	1,700	-185	
10E300	1510	4109	00	005285	321410				0	0	4,135	4,135	
10	300								3,195	3,195	7,835	4,640	
10	---								13,741	13,741	19,035	5,294	
5290				Water Polo									
200				Glenbrook North High School									
10E200	1510	3105	00	005290	253310				6,332	6,332	4,900	-1,432	
10E200	1510	3903	00	005290	253390				920	920	900	-20	
10E200	1510	4109	00	005290	253410				665	665	1,200	535	
10	200								7,917	7,917	7,000	-917	

				Account		Bdgt			2013-14	2013-14	2014-15	2014-15
FDTLOC	FUNC	OBJ	SJ	Quick Key	OBJ	Bldg	Dept	Indv	Budget	FY Activity	Budget	Variance
10				Education Fund								
5290				Water Polo								
300				Glenbrook South High School								
10E300	1510	3105	00	005290	353310	30			4,188	4,188	1,697	-2,491
10E300	1510	3903	00	005290	353390	30			1,205	1,205	750	-455
10E300	1510	4109	00	005290	353410	30			651	651	2,000	1,349
10	300								6,044	6,044	4,447	-1,597
10	---								13,961	13,961	11,447	-2,514
5295				Wrestling								
200				Glenbrook North High School								
10E200	1510	3105	00	005295	211310	20			3,233	3,233	4,300	1,067
10E200	1510	3903	00	005295	211390	20			1,575	1,575	2,000	425
10E200	1510	4109	00	005295	211410	20			888	888	1,500	612
10	200								5,696	5,696	7,800	2,104
300				Glenbrook South High School								
10E300	1510	3105	00	005295	311310	30			5,987	5,987	4,000	-1,987
10E300	1510	3320	00	005295	311332	30			0	0	600	600
10E300	1510	3903	00	005295	311390	30			2,255	2,255	1,000	-1,255
10E300	1510	4109	00	005295	311410	30			1,484	1,484	2,000	516
10	300								9,726	9,726	7,600	-2,126
10	---								15,422	15,422	15,400	-22
5305				Badminton								
200				Glenbrook North High School								
10E200	1510	3903	00	005305	269390	20			425	425	400	-25
10E200	1510	4109	00	005305	269410	20			340	340	1,500	1,160
10	200								765	765	1,900	1,135

				Account			2013-14			2013-14			2014-15			2014-15		
FDTLOC	FUNC	OBJ	SJ	Quick Key	OBJ	Bldg	Dept	Indv	Budget	FY Activity	Budget	Variance	Budget	Variance	Budget	Variance		
10				Education Fund														
5305				Badminton														
300				Glenbrook South High School														
10E300	1510	3320	00	005305	325332				30	65	65		200			135		
10E300	1510	3903	00	005305	325390				30	1,025	1,025		300			-725		
10E300	1510	4109	00	005305	325410				30	1,467	1,467		1,600			133		
10	300									2,557	2,557		2,100			-457		
10	---									3,322	3,322		4,000			678		
5315				Basketball														
200				Glenbrook North High School														
10E200	1510	3105	00	005315	212310				20	4,609	4,609		5,700			1,091		
10E200	1510	3903	00	005315	212390				20	1,765	1,765		2,000			235		
10E200	1510	4109	00	005315	212410				20	110	88		650			540		
10	200									6,484	6,462		8,350			1,866		
300				Glenbrook South High School														
10E300	1510	3105	00	005315	312310				30	5,617	5,617		4,225			-1,392		
10E300	1510	3320	00	005315	312332				30	0	0		200			200		
10E300	1510	3903	00	005315	312390				30	1,450	1,450		800			-650		
10E300	1510	4109	00	005315	312410				30	844	844		1,000			156		
10	300									7,911	7,911		6,225			-1,686		
10	---									14,395	14,373		14,575			180		
5316				Bowling-Girls														
200				Glenbrook North High School														
10E200	1510	3903	00	005316	245390				20	0	0		2,000			2,000		
10E200	1510	4109	00	005316	245410				20	0	0		500			500		
10	200									0	0		2,500			2,500		

				Account			Bdgt			2013-14	2013-14	2014-15	2014-15
FDTLOC	FUNC	OBJ	SJ	Quick Key	OBJ	Bldg	Dept	Indv	Budget	FY Activity	Budget	Variance	
10				Education Fund									
5316				Bowling-Girls									
000													
10	---				*Bowling-Girls				0	0	2,500	2,500	
5318				Cheerleading									
200				Glenbrook North High School									
10E200	1510	3903	00	005318	294390	20			1,133	1,100	1,545	412	
10E200	1510	4109	00	005318	294410	20			7,646	7,646	1,200	-6,446	
10	200				*Glenbrook North High School				8,779	8,746	2,745	-6,034	
300				Glenbrook South High School									
10E300	1510	3903	00	005318	394390	30			0	0	500	500	
10E300	1510	4109	00	005318	394410	30			0	0	1,000	1,000	
10	300				*Glenbrook South High School				0	0	1,500	1,500	
10	---				*Cheerleading				8,779	8,746	4,245	-4,534	
5320				Cross Country									
200				Glenbrook North High School									
10E200	1510	3105	00	005320	203310	20			405	405	400	-5	
10E200	1510	3903	00	005320	213390	20			460	460	300	-160	
10E200	1510	4109	00	005320	213410	20			4,626	4,625	2,000	-2,626	
10	200				*Glenbrook North High School				5,491	5,490	2,700	-2,791	
300				Glenbrook South High School									
10E300	1510	3320	00	005320	313332	30			0	0	500	500	
10E300	1510	3903	00	005320	313390	30			650	650	350	-300	
10E300	1510	4109	00	005320	313410	30			1,072	1,072	750	-322	
10	300				*Glenbrook South High School				1,722	1,722	1,600	-122	

			Account			Bdgt			2013-14	2013-14	2014-15	2014-15
FDTLOC	FUNC	OBJ	SJ	Quick Key	OBJ	Bldg	Dept	Indv	Budget	FY Activity	Budget	Variance
10				Education Fund								
5320				Cross Country								
000												
10	---				*Cross Country				7,213	7,212	4,300	-2,913
5323				Field Hockey								
300				Glenbrook South High School								
10E300	1510	3105	00	005323	393310				2,289	2,289	2,500	211
10E300	1510	3903	00	005323	393390				780	780	700	-80
10E300	1510	4109	00	005323	393419				647	647	2,000	1,353
10	300				*Glenbrook South High School				3,716	3,716	5,200	1,484
10	---				*Field Hockey				3,716	3,716	5,200	1,484
5330				Golf								
200				Glenbrook North High School								
10E200	1510	3903	00	005330	214390				2,221	2,202	2,500	279
10E200	1510	4109	00	005330	214410				139	122	750	611
10	200				*Glenbrook North High School				2,360	2,324	3,250	890
300				Glenbrook South High School								
10E300	1510	3320	00	005330	314332				2,735	2,735	1,000	-1,735
10E300	1510	3903	00	005330	314390				1,288	1,288	1,400	112
10E300	1510	4109	00	005330	314410				0	0	1,475	1,475
10	300				*Glenbrook South High School				4,023	4,023	3,875	-148
10	---				*Golf				6,383	6,347	7,125	742

				Account			Bdgt			2013-14	2013-14	2014-15	2014-15
FDTLOC	FUNC	OBJ	SJ	Quick Key	OBJ	Bldg	Dept	Indv	Budget	FY Activity	Budget	Variance	
10				Education Fund									
5335				Gymnastics									
200				Glenbrook North High School									
10E200	1510	3105	00	005335	215310	20			2,215	2,215	2,100	-115	
10E200	1510	3903	00	005335	215390	20			1,162	1,162	1,000	-162	
10E200	1510	4109	00	005335	215410	20			0	0	1,100	1,100	
10	200				*Glenbrook North High School				3,377	3,377	4,200	823	
300				Glenbrook South High School									
10E300	1510	3105	00	005335	315310	30			1,419	1,419	825	-594	
10E300	1510	3320	00	005335	315332	30			0	0	200	200	
10E300	1510	3903	00	005335	315390	30			1,965	1,965	575	-1,390	
10E300	1510	4109	00	005335	315410	30			1,205	1,205	1,100	-105	
10	300				*Glenbrook South High School				4,589	4,589	2,700	-1,889	
10	---				*Gymnastics				7,966	7,966	6,900	-1,066	
5340				Lacrosse									
200				Glenbrook North High School									
10E200	1510	3105	00	005340	275310	20			3,300	2,914	3,300	0	
10E200	1510	3903	00	005340	275390	20			1,100	360	1,100	0	
10E200	1510	4109	00	005340	275410	20			300	288	5,000	4,700	
10	200				*Glenbrook North High School				4,700	3,562	9,400	4,700	
10	---				*Lacrosse				4,700	3,562	9,400	4,700	
5345				Soccer									
200				Glenbrook North High School									
10E200	1510	3105	00	005345	216310	20			5,700	4,238	5,700	0	
10E200	1510	3903	00	005345	216390	20			1,000	250	1,000	0	
10E200	1510	4109	00	005345	216410	20			5,200	4,681	400	-4,800	
10	200				*Glenbrook North High School				11,900	9,169	7,100	-4,800	

				Account			Bdgt			2013-14	2013-14	2014-15	2014-15
FDTLOC	FUNC	OBJ	SJ	Quick Key	OBJ	Bldg	Dept	Indv	Budget	FY Activity	Budget	Variance	
10				Education Fund									
5345				Soccer									
300				Glenbrook South High School									
10E300	1510	3105	00	005345	316310	30			3,223	3,223	2,365	-858	
10E300	1510	3903	00	005345	316390	30			1,400	1,400	375	-1,025	
10E300	1510	4109	00	005345	316410	30			517	517	2,750	2,233	
10	300								5,140	5,140	5,490	350	
10	---								17,040	14,309	12,590	-4,450	
5350				Softball									
200				Glenbrook North High School									
10E200	1510	3105	00	005350	217310	20			4,400	3,721	4,400	0	
10E200	1510	3903	00	005350	217390	20			855	855	500	-355	
10E200	1510	4109	00	005350	217410	20			150	77	600	450	
10	200								5,405	4,653	5,500	95	
300				Glenbrook South High School									
10E300	1510	3105	00	005350	317310	30			3,204	3,204	3,547	343	
10E300	1510	3320	00	005350	317332	30			115	115	0	-115	
10E300	1510	3903	00	005350	317390	30			210	210	150	-60	
10E300	1510	4109	00	005350	317410	30			2,502	2,502	3,600	1,098	
10	300								6,031	6,031	7,297	1,266	
10	---								11,436	10,684	12,797	1,361	
5360				Swimming									
200				Glenbrook North High School									
10E200	1510	3105	00	005360	218310	20			2,961	2,961	3,000	39	
10E200	1510	3903	00	005360	218390	20			1,198	1,175	1,400	202	
10E200	1510	4109	00	005360	218410	20			1,798	1,798	1,000	-798	
10	200								5,957	5,934	5,400	-557	



				Account			2013-14			2013-14			2014-15	
FDTLOC	FUNC	OBJ	SJ	Quick Key	OBJ	Bldg	Dept	Indv	Budget	FY Activity	Budget		Variance	
10				Education Fund										
5360				Swimming										
300				Glenbrook South High School										
10E300	1510	3105	00	005360	318310	30			1,786	1,786		1,500	-286	
10E300	1510	3903	00	005360	318390	30			360	360		425	65	
10E300	1510	4109	00	005360	318410	30			288	288		2,800	2,512	
10	300								2,434	2,434		4,725	2,291	
10	---								8,391	8,368		10,125	1,734	
5370				Tennis										
200				Glenbrook North High School										
10E200	1510	3903	00	005370	219390	20			355	355		450	95	
10E200	1510	4109	00	005370	219410	20			637	637		3,500	2,863	
10	200								992	992		3,950	2,958	
300				Glenbrook South High School										
10E300	1510	3320	00	005370	319332	30			0	0		200	200	
10E300	1510	3903	00	005370	319390	30			280	280		300	20	
10E300	1510	4109	00	005370	319410	30			1,351	1,351		1,600	249	
10	300								1,631	1,631		2,100	469	
10	---								2,623	2,623		6,050	3,427	
5380				Track										
200				Glenbrook North High School										
10E200	1510	3903	00	005380	222390	20			1,180	1,180		1,000	-180	
10E200	1510	4109	00	005380	222410	20			500	339		1,000	500	
10	200								1,680	1,519		2,000	320	
10	---								1,680	1,519		2,000	320	

FDTLOC	FUNC	OBJ	SJ	Account		Bldg	Bdgt	Bdgt	Bdgt	2013-14		2013-14		2014-15		2014-15		
				Quick Key	OBJ					Budget	FY Activity	Budget	Variance					
10					Education Fund													
5390					Volleyball													
200					Glenbrook North High School													
10E200	1510	3105	00	005390	224310		20			8,002		8,001		8,150			148	
10E200	1510	3903	00	005390	224390		20			1,695		1,695		1,800			105	
10E200	1510	4109	00	005390	224410		20			638		638		2,700			2,062	
10	200																	
10	200																	
10E300	1510	3105	00	005390	324310		30			2,057		2,057		2,000			-57	
10E300	1510	3903	00	005390	324390		30			2,385		2,385		1,300			-1,085	
10E300	1510	4109	00	005390	324410		30			2,216		2,216		1,500			-716	
10	300																	
10	---																	
5800					Extra/Co-curricular Activities													
100					Administraton													
10E100	1520	3343	00	005800	182343		30			7,758		7,758		0			-7,758	
10	100																	
200					Glenbrook North High School													
10E200	1520	1110	00	005800	NAXTRA		10	BO	DOB	143,839		143,839		145,852			2,013	
10E200	1520	1210	00	005800	NCXTRA		10	BO	DOB	39,907		45,651		41,295			1,388	
10E200	1520	1330	00	005800	NRXTRA		10	BO	DOB	200,000		226,442		235,000			35,000	
10E200	1520	2115	00	005800	T2152		10	BO	DOB	14,344		14,344		14,800			456	
10E200	1520	2118	00	005800	TI5800		10	BO	DOB	2,280		2,280		2,350			70	
10E200	1520	2210	00	005800	L800		10	BO	DOB	500		500		508			8	
10E200	1520	2220	00	005800	M800		10	BO	DOB	32,186		32,186		34,152			1,966	
10E200	1520	3292	00	005800	282329		20			5,237		5,237		3,000			-2,237	
10E200	1520	3320	00	005800	282332		20			1,500		1,112		1,500			0	
10E200	1520	3324	00	005800	282334		20			4,000		679		4,000			0	
10E200	1520	4109	00	005800	282410		20			2,200		1,069		3,200			1,000	

			Account		Bdgt			2013-14	2013-14	2014-15	2014-15	
FDTLOC	FUNC	OBJ	SJ	Quick Key	OBJ	Bldg	Dept	Indv	Budget	FY Activity	Budget	Variance
10				Education Fund								
5800				Extra/Co-curricular Activities								
200				Glenbrook North High School								
10	200				*Glenbrook North High School				445,993	473,339	485,657	39,664
300				Glenbrook South High School								
10E300	1520	1110	00	005800	SAXTRA	10	BO	DOB	143,839	143,839	159,551	15,712
10E300	1520	1210	00	005800	SCXTRA	10	BO	DOB	42,900	36,204	44,207	1,307
10E300	1520	1330	00	005800	SRXTRA	10	BO	DOB	225,000	211,884	250,000	25,000
10E300	1520	2115	00	005800	T2152S	10	BO	DOB	14,376	14,376	14,875	499
10E300	1520	2118	00	005800	TI5800S	10	BO	DOB	2,319	2,319	2,400	81
10E300	1520	2210	00	005800	L800S	10	BO	DOB	500	500	551	51
10E300	1520	2220	00	005800	M800S	10	BO	DOB	13,020	32,662	34,807	21,787
10E300	1520	3324	00	005800	382332	30			25,253	25,253	20,556	-4,697
10E300	1520	3903	00	005800	382390	30			1,457	1,457	3,152	1,695
10E300	1520	4109	00	005800	382410	30			750	750	1,409	659
10E300	2210	7140	00	005800	38V414	10	BO	DOO	7,920	10,489	7,920	0
10	300				*Glenbrook South High School				477,334	479,733	539,428	62,094
10	---				*Extra/Co-curricular Activitie				931,085	960,830	1,025,085	94,000
5805				Auditorium/CPA								
200				Glenbrook North High School								
10E200	1530	1510	00	005805	NTAUD	10	BO	DOB	68,000	66,916	67,987	-13
10E200	1530	2210	00	005805	L802	10	BO	DOB	165	104	104	-61
10E200	1530	2220	00	005805	M802	10	BO	DOB	8,430	8,430	8,794	364
10E200	1530	3230	00	005805	229323	20			6,500	4,452	6,500	0
10E200	1530	3320	00	005805	229332	20			1,500	1,120	1,500	0
10E200	1530	4109	00	005805	229410	20			9,000	8,658	9,000	0
10E200	1530	5400	00	005805	229540	20			35,000	33,303	44,500	9,500
10E200	1530	7140	00	005805	229414	20			11,600	1,660	5,000	-6,600
10	200				*Glenbrook North High School				140,195	124,643	143,385	3,190

FDTLOC	FUNC	OBJ	SJ	Account		Bdgt			2013-14	2013-14	2014-15	2014-15	
				Quick Key	OBJ	Bldg	Dept	Indv	Budget	FY Activity	Budget	Variance	
10					Education Fund								
5805					Auditorium/CPA								
300					Glenbrook South High School								
10E300	1530	1510	00	005805	STAUD	Support Staff	10	BO	DOB	68,000	66,916	68,687	687
10E300	1530	2210	00	005805	L802S	Life/Disability Insurance	10	BO	DOB	104	104	104	0
10E300	1530	2220	00	005805	M802S	Medical/Dental Insurance	10	BO	DOB	7,900	11,371	10,801	2,901
10E300	1530	4109	00	005805	329410	Supplies-Departmental	30			8,541	8,541	7,416	-1,125
10E300	1530	7140	00	005805	329414	Non-Consumable Supplies	30			19,408	19,408	6,065	-13,343
10	300					*Glenbrook South High School				103,953	106,340	93,073	-10,880
10	---					*Auditorium/CPA				244,148	230,983	236,458	-7,690
5815					Pom Pons								
200					Glenbrook North High School								
10E200	1520	4109	00	005815	282411	Supplies-Departmental	20			6,200	3,400	6,200	0
10	200					*Glenbrook North High School				6,200	3,400	6,200	0
300					Glenbrook South High School								
10E300	1520	4109	00	005815	382411	Supplies-Departmental	30			0	0	2,101	2,101
10	300					*Glenbrook South High School				0	0	2,101	2,101
10	---					*Pom Pons				6,200	3,400	8,301	2,101
5820					Debate								
100					Administraton								
10E100	1520	3342	00	005820	136342	National Tournaments-GBN	20			16,002	15,567	0	-16,002
10E100	1520	3343	00	005820	136343	National Tournaments-GBS	30			13,078	13,078	0	-13,078
10	100					*Administraton				29,080	28,645	0	-29,080

				Account		Bdgt			2013-14	2013-14	2014-15	2014-15
FDTLOC	FUNC	OBJ	SJ	Quick Key	OBJ	Bldg	Dept	Indv	Budget	FY Activity	Budget	Variance
10				Education Fund								
5820				Debate								
200				Glenbrook North High School								
10E200	1520	1310	00	005820	NDBATE	10	BO	DOB	116,650	116,647	121,783	5,133
10E200	1520	1330	00	005820	NRDBTE	10	BO	DOB	38,000	40,073	42,000	4,000
10E200	1520	1410	00	005820	NPDBTE	10	BO	DOB	0	0	26,010	26,010
10E200	1520	2115	00	005820	T5820	10	BO	DOB	818	818	825	7
10E200	1520	2118	00	005820	TI5820	10	BO	DOB	1,015	1,015	1,050	35
10E200	1520	2210	00	005820	L5820	10	BO	DOB	135	135	204	69
10E200	1520	2220	00	005820	M5820	10	BO	DOB	10,435	13,035	20,116	9,681
10E200	1520	3105	00	005820	236310	20			11,005	11,005	11,000	-5
10E200	1520	3324	00	005820	236332	20			14,554	14,554	14,500	-54
10E200	1520	3903	00	005820	236390	20			8,475	8,475	8,000	-475
10E200	1520	4109	00	005820	236410	20			1,000	0	1,000	0
10E200	1520	4300	00	005820	236430	20			250	215	250	0
10E200	2550	3310	00	005820	236331	20			27,501	27,501	27,000	-501
10	200				*Glenbrook North High School				229,838	233,473	273,738	43,900
300				Glenbrook South High School								
10E300	1520	1310	00	005820	SDBATE	10	BO	DOB	9,550	9,502	43,616	34,066
10E300	1520	1330	00	005820	SRDBTE	10	BO	DOB	37,000	31,602	37,000	0
10E300	1520	2115	00	005820	T35820	10	BO	DOB	142	142	450	308
10E300	1520	2118	00	005820	TI35820	10	BO	DOB	142	177	600	458
10E300	1520	2210	00	005820	L35820	10	BO	DOB	10	10	73	63
10E300	1520	2220	00	005820	M35820	10	BO	DOB	420	998	4,246	3,826
10E300	1520	3105	00	005820	336310	30			7,000	7,000	7,000	0
10E300	1520	3320	00	005820	336332	30			0	0	106	106
10E300	1520	3324	00	005820	336334	30			16,000	16,000	16,000	0
10E300	1520	3903	00	005820	336390	30			9,000	9,000	9,000	0
10E300	1520	4109	00	005820	336410	30			1,359	1,359	2,500	1,141
10E300	2550	3310	00	005820	336331	30			28,144	28,144	28,144	0
10	300				*Glenbrook South High School				108,767	103,934	148,735	39,968
10	---				*Debate				367,685	366,052	422,473	54,788

			Account		Bdgt			2013-14	2013-14	2014-15	2014-15	
FDTLOC	FUNC	OBJ	SJ	Quick Key	OBJ	Bldg	Dept	Indv	Budget	FY Activity	Budget	Variance
10				Education Fund								
5825				Drama								
200				Glenbrook North High School								
10E200	1520	1310	00	005825	NDRAMA	10	BO	DOB	82,950	82,922	96,230	13,280
10E200	1520	2115	00	005825	T5825	10	BO	DOB	532	481	558	26
10E200	1520	2118	00	005825	TI5825	10	BO	DOB	597	597	731	134
10E200	1520	2210	00	005825	L5825	10	BO	DOB	108	93	104	-4
10E200	1520	2220	00	005825	M5825	10	BO	DOB	7,079	7,079	8,254	1,175
10E200	1520	3320	00	005825	239332	20			175	175	175	0
10E200	1520	3903	00	005825	239390	20			150	150	100	-50
10E200	1520	4101	00	005825	239411	20			6,812	6,812	6,500	-312
10E200	1520	4109	00	005825	239410	20			1,500	1,500	1,600	100
10E200	1520	4300	00	005825	239430	20			400	395	400	0
10	200				*Glenbrook North High School				100,303	100,204	114,652	14,349
300				Glenbrook South High School								
10E300	1520	4109	00	005825	339410	30			0	0	2,423	2,423
10	300				*Glenbrook South High School				0	0	2,423	2,423
10	---				*Drama				100,303	100,204	117,075	16,772
5835				Forensics								
100				Administraton								
10E100	1520	3343	00	005835	147343	30			8,572	8,572	0	-8,572
10	100				*Administraton				8,572	8,572	0	-8,572
200				Glenbrook North High School								
10E200	1520	1330	00	005835	NRIE	10	BO	DOB	32,000	32,326	34,000	2,000
10E200	1520	2115	00	005835	T5835	10	BO	DOB	103	76	99	-4
10E200	1520	2118	00	005835	TI5835	10	BO	DOB	94	94	129	35
10E200	1520	3105	00	005835	247310	20			6,565	6,565	5,000	-1,565
10E200	1520	3324	00	005835	247332	20			2,247	2,247	4,700	2,453
10E200	1520	3903	00	005835	247390	20			3,961	3,961	2,500	-1,461

				Account		Bdgt			2013-14	2013-14	2014-15	2014-15
FDTLOC	FUNC	OBJ	SJ	Quick Key	OBJ	Bldg	Dept	Indv	Budget	FY Activity	Budget	Variance
10				Education Fund								
5835				Forensics								
200				Glenbrook North High School								
10E200	1520	4109	00	005835	247410				670	670	1,000	330
					Supplies-Departmental	20						
10	200				*Glenbrook North High School				45,640	45,939	47,428	1,788
300				Glenbrook South High School								
10E300	1520	1330	00	005835	SRIE	10	BO	DOB	32,000	28,786	32,000	0
10E300	1520	2115	00	005835	T35835	10	BO	DOB	112	112	116	4
10E300	1520	2118	00	005835	TI35835	10	BO	DOB	31	139	152	121
10E300	1520	3105	00	005835	347310	30			3,660	3,660	3,939	279
10E300	1520	3320	00	005835	347330	30			0	0	220	220
10E300	1520	3324	00	005835	347332	30			3,547	3,547	5,460	1,913
10E300	1520	3903	00	005835	347390	30			1,955	1,955	2,101	146
10E300	1520	4109	00	005835	347410	30			358	358	630	272
10E300	1520	4300	00	005835	347430	30			0	0	337	337
10	300				*Glenbrook South High School				41,663	38,557	44,955	3,292
10	---				*Forensics				95,875	93,068	92,383	-3,492
5850				Mathletes								
200				Glenbrook North High School								
10E200	1520	1330	00	005850	NRMATH	10	BO	DOB	37,000	38,070	40,000	3,000
10E200	1520	2115	00	005850	T5850	10	BO	DOB	314	221	232	-82
10E200	1520	2118	00	005850	TI5850A	10	BO	DOB	275	275	304	29
10E200	1520	3105	00	005850	282312	20			220	110	220	0
10E200	1520	3324	00	005850	282324	20			4,500	2,848	4,500	0
10E200	1520	3903	00	005850	282392	20			800	791	800	0
10E200	1520	4109	00	005850	282412	20			2,200	1,289	2,200	0
10E200	1520	4300	00	005850	282432	20			150	0	150	0
10	200				*Glenbrook North High School				45,459	43,604	48,406	2,947

				Account				Bdgt	Bdgt	Bdgt	2013-14	2013-14	2014-15	2014-15
FDTLOC	FUNC	OBJ	SJ	Quick Key	OBJ	Bldg	Dept	Indv	Budget	FY Activity	Budget	Variance		
10				Education Fund										
5850				Mathletes										
300				Glenbrook South High School										
10E300	1520	1330	00	005850	SRMATH	10	BO	DOB	41,000	41,240	45,000	4,000		
10E300	1520	2115	00	005850	T35850	10	BO	DOB	239	239	261	22		
10E300	1520	2118	00	005850	TI35850	10	BO	DOB	183	297	342	159		
10E300	1520	3903	00	005850	362390	30			2,092	2,092	2,240	148		
10	300				*Glenbrook South High School				43,514	43,868	47,843	4,329		
10	---				*Mathletes				88,973	87,472	96,249	7,276		
5890				Extra-Activities/Discretionary										
100				Administraton										
10E100	1520	1330	00	005890	DDXTRA	10	BO	DOB	0	0	0	0		
10E100	1520	2115	00	005890	T5890	10	BO	DOB	382	4	0	-382		
10E100	1520	2118	00	005890	TI5890	10	BO	DOB	5	5	0	-5		
10	100				*Administraton				387	9	0	-387		
200				Glenbrook North High School										
10E200	1520	1330	00	005890	NDXTRA	20			126,600	122,554	129,000	2,400		
10E200	1520	2115	00	005890	T5890N	10	BO	DOB	563	563	568	5		
10E200	1520	2118	00	005890	TI5890N	10	BO	DOB	702	702	745	43		
10	200				*Glenbrook North High School				127,865	123,819	130,313	2,448		
300				Glenbrook South High School										
10E300	1520	1330	00	005890	SDXTRA	30			139,877	139,877	154,899	15,022		
10E300	1520	2115	00	005890	T5890S	10	BO	DOB	558	558	565	7		
10E300	1520	2118	00	005890	TI5890S	10	BO	DOB	445	694	735	290		
10	300				*Glenbrook South High School				140,880	141,129	156,199	15,319		
10	---				*Extra-Activities/Discretionar				269,132	264,957	286,512	17,380		



			Account		Bdgt			2013-14	2013-14	2014-15	2014-15	
FDTLOC	FUNC	OBJ	SJ	Quick Key	OBJ	Bldg	Dept	Indv	Budget	FY Activity	Budget	Variance
10				Education Fund								
6354				DORS - Step Program (4951)								
300				Glenbrook South High School								
10E300	1400	1310	00	006354	SSTEP	10	BO	DOB	23,500	23,450	24,500	1,000
10E300	1400	1930	00	006354	387114	10	BO	DOB	16,000	19,893	20,000	4,000
10E300	1400	2115	00	006354	T6354	10	BO	DOB	237	136	140	-97
10E300	1400	2118	00	006354	TI6354	10	BO	DOB	169	169	170	1
10E300	1400	2210	00	006354	L6354	10	BO	DOB	43	21	0	-43
10E300	1400	2220	00	006354	M6354	10	BO	DOB	2,944	2,944	0	-2,944
10	300				*Glenbrook South High School				42,893	46,613	44,810	1,917
10	---				*DORS - Step Program (4951)				42,893	46,613	44,810	1,917
6366				IDEA-PL 94-142 (4620)								
100				Administraton								
10E100	1220	1310	00	006366	D141	10	BO	DOB	75,799	0	0	-75,799
10E100	1220	2115	00	006366	T6366A	10	BO	DOB	441	0	0	-441
10E100	1220	3120	00	006366	180321	10	SE	DOS	12,000	8,361	16,500	4,500
10E100	1220	4109	00	006366	180409	10	SE	DOS	32,000	7,680	16,000	-16,000
10E100	1220	5400	00	006366	180541	10	SE	DOS	25,000	7,035	2,500	-22,500
10E100	2113	2112	00	006366	180211	10	BO	DOB	5,000	0	0	-5,000
10E100	2130	3120	00	006366	180213	10	SE	DOS	6,000	6,000	6,000	0
10E100	2150	1310	00	006366	D143	10	BO	DOB	159,847	0	0	-159,847
10E100	2150	2115	00	006366	T6366B	10	BO	DOB	930	0	0	-930
10E100	2210	2115	00	006366	T6366C	10	BO	DOB	31	3	0	-31
10E100	2210	2118	00	006366	TI6366C	10	BO	DOB	3	3	0	-3
10E100	2210	3120	00	006366	180221	10	SE	DOS	125,000	99,183	121,500	-3,500
10E100	2210	4100	00	006366	180241	10	SE	DOS	3,000	3,198	5,500	2,500
10	100				*Administraton				445,051	131,463	168,000	-277,051
10	---				*IDEA-PL 94-142 (4620)				445,051	131,463	168,000	-277,051

FDTLOC	FUNC	OBJ	SJ	Account		Bldg	Dept	Bdgt Indv	2013-14	2013-14	2014-15	2014-15
				Quick Key	OBJ				Budget	FY Activity	Budget	Variance
10					Education Fund							
6380					Medicaid (4900)							
100					Administraton							
10E100	2310	3190	00	006380	163318			DOS	6,000	7,060	0	-6,000
10E100	2330	4100	00	006380	163410	10	SE	DOS	10,000	0	10,000	0
10	100								16,000	7,060	10,000	-6,000
10	---								16,000	7,060	10,000	-6,000
6510					Project Lead the Way Grant							
200					Glenbrook North High School							
10E200	1400	3320	00	006510	259332	10	BO	DOB	4,300	2,900	0	-4,300
10E200	1400	4100	00	006510	259410	10	BO	DOB	5,700	0	0	-5,700
10	200								10,000	2,900	0	-10,000
10	---								10,000	2,900	0	-10,000
9010					Plant Operations							
100					Administraton							
10E100	2542	3120	00	009010	172312	10	BO	DOO	40,000	40,000	25,000	-15,000
10E100	2542	3420	00	009010	172342	10	BO	DOO	5,000	0	5,000	0
10E100	2542	3780	00	009010	172370	10	BO	DOO	1,500	2,018	1,500	0
10E100	2542	4650	00	009010	172465	10	BO	DOO	10,000	10,000	10,000	0
10E100	2542	4660	00	009010	172466	10	BO	DOO	5,000	5,000	5,000	0
10E100	2542	4700	00	009010	172470	10	BO	DOO	0	0	1,500	1,500
10E100	2542	4800	00	009010	172410	10	BO	DOO	7,500	8,066	7,500	0
10E100	2542	4870	00	009010	172415	10	BO	DOO	3,000	2,237	3,000	0
10	100								72,000	67,321	58,500	-13,500
200					Glenbrook North High School							
10E200	2542	3420	00	009010	272342	10	BO	DOO	47,000	29,986	50,000	3,000
10E200	2542	3780	00	009010	272370	10	BO	DOO	70,000	70,000	60,000	-10,000
10E200	2542	4650	00	009010	272465	10	BO	DOO	250,000	250,000	250,000	0

				Account			Bdgt			2013-14	2013-14	2014-15	2014-15	
FDTLOC	FUNC	OBJ	SJ	Quick Key	OBJ	Bldg	Dept	Indv	Budget	FY Activity	Budget	Variance		
10				Education Fund										
9010				Plant Operations										
200				Glenbrook North High School										
10E200	2542	4660	00	009010	272466	10	BO	DOO	410,000	410,000	450,000	40,000		
10E200	2542	4800	00	009010	272410	20			28,000	26,500	25,000	-3,000		
10	200								805,000	786,486	835,000	30,000		
300				Glenbrook South High School										
10E300	2542	3420	00	009010	372342	10	BO	DOO	65,000	36,087	50,000	-15,000		
10E300	2542	3780	00	009010	372370	10	BO	DOO	55,000	55,000	55,000	0		
10E300	2542	4650	00	009010	372465	10	BO	DOO	225,000	243,500	225,000	0		
10E300	2542	4660	00	009010	372466	10	BO	DOO	520,000	518,686	500,000	-20,000		
10E300	2542	4800	00	009010	372410	30			19,396	19,396	12,000	-7,396		
10E300	2542	5400	00	009010	372540	30			16,253	16,253	0	-16,253		
10	300								900,649	888,922	842,000	-58,649		
10	---								1,777,649	1,742,729	1,735,500	-42,149		
10	---								92,797,518	89,927,114	96,458,970	3,661,458		
=====										=====			=====	
14				State / Federal Grants										
6105				Bi-lingual Education - TPI/TBE										
200				Glenbrook North High School										
14E200	1800	1410	00	006105	NPTPI	10	BO	DOB	11,142	13,610	0	-11,142		
14E200	1800	2210	00	006105	L6105	10	BO	DOB	59	25	0	-59		
14E200	1800	2220	00	006105	M6105	10	BO	DOB	12,750	3,199	0	-12,750		
14	200								23,951	16,834	0	-23,951		

			Account		Bdgt			2013-14	2013-14	2014-15	2014-15	
FDTLOC	FUNC	OBJ	SJ	Quick Key	OBJ	Bldg	Dept	Indv	Budget	FY Activity	Budget	Variance
14				State / Federal Grants								
6105				Bi-lingual Education - TPI/TBE								
300				Glenbrook South High School								
14E300	1800	1410	00	006105	SPTPI	10	BO	DOB	33,768	26,268	0	-33,768
14E300	1800	2210	00	006105	L6105S	10	BO	DOB	88	48	0	-88
14E300	1800	2220	00	006105	M6105S	10	BO	DOB	26,427	12,213	0	-26,427
14E300	1800	4109	00	006105	171410	10	ES	ASE	400	395	0	-400
14	300								60,683	38,924	0	-60,683
14	---								84,634	55,758	0	-84,634
6150				Title I - Disadvantaged (4300)								
100				Administraton								
14E100	1250	6900	00	006150	185690	10	BO	DOB	51,335	0	0	-51,335
14	100								51,335	0	0	-51,335
200				Glenbrook North High School								
14E200	1250	2112	00	006150	187211	10	BO	DOB	10,000	11,386	0	-10,000
14	200								10,000	11,386	0	-10,000
300				Glenbrook South High School								
14E300	1250	1340	00	006150	S9CHI	10	BO	DOB	10,595	11,091	0	-10,595
14E300	1250	1410	00	006150	SPCHI	10	BO	DOB	146,986	141,118	0	-146,986
14E300	1250	2112	00	006150		10	BO	DOB	0	230	0	0
14E300	1250	2115	00	006150	T6150S	10	BO	DOB	49	49	0	-49
14E300	1250	2118	00	006150	TI6150S	10	BO	DOB	61	61	0	-61
14E300	1250	2210	00	006150	L6150S	10	BO	DOB	36,025	326	0	-36,025
14E300	1250	2220	00	006150	M6150S	10	BO	DOB	20,801	39,459	0	-20,801
14E300	1250	3320	00	006150	185332	10	ES	ASE	70,264	48,437	0	-70,264
14E300	1250	4109	00	006150	185410	10	ES	ASE	32,394	13,886	0	-32,394
14E300	2210	1340	00	006150	SCPCHI	10	BO	DOB	15,000	15,000	0	-15,000
14E300	2210	3118	00	006150	185318	10	ES	ASE	33,244	39,466	0	-33,244
14E300	2220	3118	00	006150	185320	10	ES	ASE	2,000	2,000	0	-2,000

				Account			Bdgt			2013-14	2013-14	2014-15	2014-15
FDTLOC	FUNC	OBJ	SJ	Quick Key	OBJ	Bldg	Dept	Indv	Budget	FY Activity	Budget	Variance	
14				State / Federal Grants									
6150				Title I - Disadvantaged (4300)									
300				Glenbrook South High School									
14E300	2550	3310	00	006150	185331	10	ES	ASE	1,500	1,575	0	-1,500	
14E300	2660	3118	00	006150	185321	10	ES	ASE	2,400	2,400	0	-2,400	
14E300	2900	3900	00	006150	185390	10	ES	ASE	11,083	10,964	0	-11,083	
14E300	3000	1350	00	006150	SCTCHI	10	BO	DOB	10,368	15,776	0	-10,368	
14E300	3000	2115	00	006150	T6150B	10	BO	DOB	4	58	0	-4	
14E300	3000	2118	00	006150	TI6150B	10	BO	DOB	72	72	0	-72	
14E300	3000	2210	00	006150		10	BO	DOB	3	3	0	-3	
14	300								392,849	341,971	0	-392,849	
14	---								454,184	353,357	0	-454,184	
6155				Title II - Teacher Quality									
100				Administraton									
14E100	1130	1340	00	006155	DTII	10	BO	DOB	20,000	19,421	0	-20,000	
14E100	1130	2112	00	006155	195211	10	BO	DOB	0	4,835	0	0	
14E100	1130	2115	00	006155	T6155	10	BO	DOB	103	103	0	-103	
14E100	1130	2118	00	006155	TI6155	10	BO	DOB	128	128	0	-128	
14E100	3000	3320	00	006155	195324	10	ES	ASE	1,087	1,087	0	-1,087	
14	100								21,318	25,574	0	-21,318	
200				Glenbrook North High School									
14E200	1130	1310	00	006155	DNTII	10	BO	DOB	6,000	6,000	0	-6,000	
14E200	1130	2112	00	006155	195211N	10	BO	DOB	0	2,125	0	0	
14E200	1130	2115	00	006155	T6155N	10	BO	DOB	32	32	0	-32	
14E200	1130	2118	00	006155	TI6155N	10	BO	DOB	40	40	0	-40	
14E200	2210	3320	00	006155	195327	10	ES	ASE	5,893	7,284	0	-5,893	
14	200								11,965	15,481	0	-11,965	

			Account		Bdgt			2013-14	2013-14	2014-15	2014-15	
FDTLOC	FUNC	OBJ	SJ	Quick Key	OBJ	Bldg	Dept	Indv	Budget	FY Activity	Budget	Variance
14				State / Federal Grants								
6155				Title II - Teacher Quality								
300				Glenbrook South High School								
14E300	1130	1310	00	006155	DSTII	10	BO	DOB	23,000	24,999	0	-23,000
14E300	1130	2112	00	006155	19211S	10	BO	DOB	0	8,499	0	0
14E300	1130	2115	00	006155	T6155S	10	BO	DOB	133	133	0	-133
14E300	1130	2118	00	006155	TI6155S	10	BO	DOB	166	166	0	-166
14E300	2210	3320	00	006155	195328	10	ES	ASE	5,893	7,284	0	-5,893
14	300				*Glenbrook South High School				29,192	41,081	0	-29,192
14	---				*Title II - Teacher Quality				62,475	82,136	0	-62,475
6157				Title III - Lipleps (4909)								
200				Glenbrook North High School								
14E200	1800	2210	00	006157	L6157	10	BO	DOB	11	0	0	-11
14E200	1800	4100	00	006157	165412	10	ES	ASE	2,121	2,217	0	-2,121
14E200	2210	3320	00	006157	165733	10	ES	ASE	279	279	0	-279
14	200				*Glenbrook North High School				2,411	2,496	0	-2,411
300				Glenbrook South High School								
14E300	1800	1410	00	006157	SPTIII	10	BO	DOB	10,950	11,495	0	-10,950
14E300	1800	2210	00	006157	L6157S	10	BO	DOB	24	24	0	-24
14E300	1800	2220	00	006157	M6157S	10	BO	DOB	3,259	5,129	0	-3,259
14	300				*Glenbrook South High School				14,233	16,648	0	-14,233
14	---				*Title III - Lipleps (4909)				16,644	19,144	0	-16,644
6420				Carl Perkins (4745)								
200				Glenbrook North High School								
14E200	1400	2112	00	006420	110211	10	BO	DOB	0	4,687	0	0
14E200	1400	2115	00	006420	T6420	10	BO	DOB	38	38	0	-38
14E200	1400	2118	00	006420	TI6420	10	BO	DOB	48	48	0	-48
14E200	1400	2210	00	006420	L6420	10	BO	DOB	66	19	0	-66

				Account			Bdgt			2013-14	2013-14	2014-15	2014-15
FDTLOC	FUNC	OBJ	SJ	Quick Key	OBJ	Bldg	Dept	Indv	Budget	FY Activity	Budget	Variance	
14				State / Federal Grants									
6420				Carl Perkins (4745)									
200				Glenbrook North High School									
14E200	1400	2220	00	006420	M6420	10	BO	DOB	3,041	862	0	-3,041	
14E200	1400	4109	00	006420	110417	10	ES	ASE	6,519	6,519	0	-6,519	
14E200	1400	5400	00	006420	110545	10	ES	ASE	2,500	2,500	0	-2,500	
14E200	2210	1310	00	006420	NCP	10	BO	DOB	25,613	26,474	0	-25,613	
14E200	2210	2115	00	006420		10	BO	DOB	115	115	0	-115	
14E200	2210	2118	00	006420		10	BO	DOB	49	143	0	-49	
14E200	2210	2210	00	006420		10	BO	DOB	60	60	0	-60	
14E200	2210	2220	00	006420		10	BO	DOB	2,646	2,693	0	-2,646	
14E200	2210	3320	00	006420	164332	10	ES	ASE	2,300	2,300	0	-2,300	
14	200								42,995	46,458	0	-42,995	
300				Glenbrook South High School									
14E300	1400	3190	00	006420	110319	10	ES	ASE	4,700	4,635	0	-4,700	
14E300	1400	3230	00	006420	110323	10	ES	ASE	700	700	0	-700	
14E300	1400	4109	00	006420	110418	10	ES	ASE	23,096	23,161	0	-23,096	
14E300	1400	5400	00	006420	110546	10	ES	ASE	2,799	2,799	0	-2,799	
14E300	1400	7140	00	006420	165414	10	ES	ASE	2,438	2,438	0	-2,438	
14E300	2210	3320	00	006420	165320	10	ES	ASE	3,200	3,200	0	-3,200	
14	300								36,933	36,933	0	-36,933	
14	---								79,928	83,391	0	-79,928	
6460				Career & Tech Ed Improvement									
200				Glenbrook North High School									
14E200	1400	1310	00	006460	NCTEI	10	BO	DOB	800	920	0	-800	
14E200	1400	2112	00	006460		10	BO	DOB	0	326	0	0	
14E200	1400	2115	00	006460	TN6460	10	BO	DOB	5	5	0	-5	
14E200	1400	2118	00	006460	TIN6460	10	BO	DOB	7	7	0	-7	
14E200	1400	3118	00	006460	113118	10	ES	ASE	1,025	620	0	-1,025	
14E200	1400	4100	00	006460	110412	10	ES	ASE	2,026	2,431	0	-2,026	
14E200	1400	5400	00	006460	110547	10	ES	ASE	27,900	27,900	0	-27,900	
14E200	1400	7140	00	006460	145414	10	ES	ASE	1,200	1,200	0	-1,200	

				Account			Bdgt			2013-14	2013-14	2014-15	2014-15
FDTLOC	FUNC	OBJ	SJ	Quick Key	OBJ	Bldg	Dept	Indv	Budget	FY Activity	Budget	Variance	
14				State / Federal Grants									
6460				Career & Tech Ed Improvement									
200				Glenbrook North High School									
<hr/>													
14	200				*Glenbrook North High School				32,963	33,409	0	-32,963	
300				Glenbrook South High School									
14E300	1400	1310	00	006460	SCTEI	10	BO	DOB	2,400	2,400	0	-2,400	
14E300	1400	2112	00	006460	TRS Fed Funds Contribution	10	BO	DOB	0	850	0	0	
14E300	1400	2115	00	006460	T6460	10	BO	DOB	14	14	0	-14	
14E300	1400	2118	00	006460	TI6460	10	BO	DOB	17	17	0	-17	
14E300	1400	4100	00	006460	110413	10	ES	ASE	16,422	16,470	0	-16,422	
14E300	1400	7140	00	006460	146414	10	ES	ASE	14,130	14,082	0	-14,130	
<hr/>													
14	300				*Glenbrook South High School				32,983	33,833	0	-32,983	
<hr/>													
14	---				*Career & Tech Ed Improvement				65,946	67,242	0	-65,946	
<hr/>													
6585				IL Innovation Talent (3999)									
100				Administraton									
14E100	2210	3320	00	006585	155332	10	ES	ASE	0	34	0	0	
<hr/>													
14	100				*Administraton				0	34	0	0	
<hr/>													
14	---				*IL Innovation Talent (3999)				0	34	0	0	
<hr/>													
14	---				*State / Federal Grants				763,811	661,062	0	-763,811	
<hr/>													
<hr/>													
19				Food Service									
1000				Regular Programs									
100				Administraton									
19E100	8990	6600	00	001000	19190	10	BO	DOO	60,000	60,000	60,000	0	
<hr/>													
19	100				*Administraton				60,000	60,000	60,000	0	



			Account		Bdgt			2013-14	2013-14	2014-15	2014-15	
FDTLOC	FUNC	OBJ	SJ	Quick Key	OBJ	Bldg	Dept	Indv	Budget	FY Activity	Budget	Variance
19				Food Service								
1000				Regular Programs								
000												
19	---				*Regular Programs				60,000	60,000	60,000	0
2560				Food Service								
100				Administraton								
19E100	2560	3133	00	002560	144313	10	BO	DOO	12,000	0	12,000	0
19E100	2560	3270	00	002560	144327	10	BO	DOO	13,000	13,011	13,000	0
19E100	2560	4902	00	002560	144490	10	BO	DOO	0	3,355	5,000	5,000
19E100	2560	6400	00	002560	144640	10	BO	DOO	0	275	300	300
19E100	2560	7140	00	002560	144414	10	BO	DOO	25,000	21,311	25,000	0
19	100				*Administraton				50,000	37,952	55,300	5,300
19	---				*Food Service				50,000	37,952	55,300	5,300
19	---				*Food Service				110,000	97,952	115,300	5,300
=====												
20				Operations & Maintenance Fund								
1000				Regular Programs								
100				Administraton								
20E100	8800	6600	00	001000	20190	10	BO	DOB	672,000	672,000	425,000	-247,000
20	100				*Administraton				672,000	672,000	425,000	-247,000
20	---				*Regular Programs				672,000	672,000	425,000	-247,000
1160				Summer School								
100				Administraton								
20E100	2542	1630	00	001160	184630	10	BO	DOB	20,000	17,910	20,000	0
20	100				*Administraton				20,000	17,910	20,000	0

				Account			Bdgt			2013-14	2013-14	2014-15	2014-15
FDTLOC	FUNC	OBJ	SJ	Quick Key	OBJ	Bldg	Dept	Indv	Budget	FY Activity	Budget	Variance	
20				Operations & Maintenance Fund									
1160				Summer School									
000													
20	---				*Summer School				20,000	17,910	20,000	0	
1350				Transition Program Services									
100				Administraton									
20E100	2542	3255	00	001350	189325	10	SE	DOS	40,000	46,900	40,000	0	
20	100				*Administraton				40,000	46,900	40,000	0	
20	---				*Transition Program Services				40,000	46,900	40,000	0	
2311				Tort									
100				Administraton									
20E100	2542	3810	00	002311	1811	10	BO	DOO	135,000	132,616	180,000	45,000	
20E100	2542	3840	00	002311	1840	10	BO	DOO	1,500	0	1,500	0	
20E100	2542	3850	00	002311	1885	10	BO	DOO	20,000	9,933	20,000	0	
20	100				*Administraton				156,500	142,549	201,500	45,000	
20	---				*Tort				156,500	142,549	201,500	45,000	
2662				Info Services - Recurring									
100				Administraton									
20E100	2680	3430	00	002662	108342	10	TE	CTO	0	-483	4,500	4,500	
20	100				*Administraton				0	-483	4,500	4,500	
20	---				*Info Services - Recurring				0	-483	4,500	4,500	

			Account		Bdgt			2013-14	2013-14	2014-15	2014-15		
FDTLOC	FUNC	OBJ	SJ	Quick Key	OBJ	Bldg	Dept	Indv	Budget	FY Activity	Budget	Variance	
20				Operations & Maintenance Fund									
5100				Athletics									
200				Glenbrook North High School									
20E200	2542	1610	00	005100	NCUATH	Custodians	10	BO	DOB	76,400	71,107	76,607	207
20E200	2542	2210	00	005100	L25100	Life/Disability Insurance	10	BO	DOB	170	121	146	-24
20E200	2542	2220	00	005100	M25100	Medical/Dental Insurance	10	BO	DOB	20,691	14,219	15,302	-5,389
20	200					*Glenbrook North High School			97,261	85,447	92,055	-5,206	
300				Glenbrook South High School									
20E300	2542	1610	00	005100	SCUATH	Custodians	10	BO	DOB	67,250	65,790	69,622	2,372
20E300	2542	2210	00	005100	L35100	Life/Disability Insurance	10	BO	DOB	120	120	140	20
20E300	2542	2220	00	005100	M35100	Medical/Dental Insurance	10	BO	DOB	5,940	25,483	27,800	21,860
20	300					*Glenbrook South High School			73,310	91,393	97,562	24,252	
20	---					*Athletics			170,571	176,840	189,617	19,046	
9010				Plant Operations									
100				Administraton									
20E100	2542	1610	00	009010	1115	Custodians	10	BO	DOB	11,000	10,683	12,000	1,000
20E100	2542	1620	00	009010	1116	Custodians-Overtime	10	BO	DOO	10,000	13,865	15,000	5,000
20E100	2542	2210	00	009010	L1910	Life/Disability Insurance	10	BO	DOB	15	15	15	0
20E100	2542	2220	00	009010	M1910	Medical/Dental Insurance	10	BO	DOB	1,407	1,407	1,450	43
20E100	2542	3133	00	009010	1213	Contract Labor Costs	10	BO	DOO	0	398	0	0
20E100	2542	3220	00	009010	1234	Cleaning Services	10	BO	DOO	25,000	25,000	25,000	0
20E100	2542	3230	00	009010	1195	Repairs & Maint Services	10	BO	DOO	3,500	3,613	4,000	500
20E100	2542	3270	00	009010	1299	Maintenance Services	10	BO	DOO	20,000	20,395	22,000	2,000
20E100	2542	3760	00	009010	1291	Scavenger Services	10	BO	DOO	10,000	7,685	10,000	0
20E100	2542	3770	00	009010	1292	Security Services	10	BO	DOO	105,000	105,000	125,000	20,000
20E100	2542	3850	00	009010	1285	Budgeted Losses	10	BO	DOO	15,000	15,000	25,000	10,000
20E100	2542	5400	00	009010	1499	Equipment	10	BO	DOO	150,000	146,472	100,000	-50,000
20E100	2544	3420	00	009010	1295	Telephone	10	BO	DOO	0	0	20,000	20,000
20E100	6000	6900	00	009010	1902	Contingencies	10	BO	DOO	50,000	49,073	50,000	0
20	100					*Administraton			400,922	398,606	409,465	8,543	

				Account		Bdgt			2013-14	2013-14	2014-15	2014-15
FDTLOC	FUNC	OBJ	SJ	Quick Key	OBJ	Bldg	Dept	Indv	Budget	FY Activity	Budget	Variance
20				Operations & Maintenance Fund								
9010				Plant Operations								
200				Glenbrook North High School								
20E200	2542	1610	00	009010	2115	10	BO	DOB	1,250,000	1,227,396	1,229,501	-20,499
20E200	2542	1620	00	009010	2116	20			51,227	51,227	40,000	-11,227
20E200	2542	1640	00	009010	2120	10	BO	DOB	26,000	17,501	20,000	-6,000
20E200	2542	1690	00	009010	NCUSUB	20			0	0	18,000	18,000
20E200	2542	2210	00	009010	L1910N	10	BO	DOB	1,992	1,992	1,918	-74
20E200	2542	2220	00	009010	M1910N	10	BO	DOB	327,422	327,422	311,302	-16,120
20E200	2542	3222	00	009010	2294	20			0	0	6,000	6,000
20E200	2542	3230	00	009010	2295	20			6,434	6,434	5,000	-1,434
20E200	2542	3750	00	009010	23750	20			4,247	4,247	6,000	1,753
20E200	2542	3760	00	009010	2291	20			41,064	41,064	36,000	-5,064
20E200	2542	4822	00	009010	272482	20			51,531	51,531	44,000	-7,531
20E200	2542	4823	00	009010	272483	20			41,651	39,605	44,000	2,349
20E200	2542	4828	00	009010	272488	20			5,345	5,345	5,000	-345
20E200	2542	6900	00	009010	272690	20			15,861	15,525	20,000	4,139
20	200				*Glenbrook North High School				1,822,774	1,789,289	1,786,721	-36,053
300				Glenbrook South High School								
20E300	2542	1610	00	009010	3115	10	BO	DOB	1,350,000	1,363,899	1,365,109	15,109
20E300	2542	1620	00	009010	3116	30			25,064	25,064	34,000	8,936
20E300	2542	1640	00	009010	3120	10	BO	DOB	52,000	54,822	56,000	4,000
20E300	2542	2210	00	009010	L1910S	10	BO	DOB	2,147	2,147	1,957	-190
20E300	2542	2220	00	009010	M1910S	10	BO	DOB	304,782	304,782	299,505	-5,277
20E300	2542	3222	00	009010	3293	30			8,507	8,507	7,500	-1,007
20E300	2542	3230	00	009010	3295	30			0	0	99,000	99,000
20E300	2542	3750	00	009010	33750	30			9,451	9,384	8,000	-1,451
20E300	2542	3760	00	009010	3291	30			32,586	32,586	32,000	-586
20E300	2542	3770	00	009010	3292	30			21,949	21,949	20,000	-1,949
20E300	2542	4822	00	009010	372482	30			41,863	41,863	35,000	-6,863
20E300	2542	4823	00	009010	372483	30			73,105	73,105	65,000	-8,105
20E300	2542	4828	00	009010	372488	30			4,515	4,515	3,500	-1,015
20E300	2542	5400	00	009010	3499	30			0	0	15,200	15,200
20	300				*Glenbrook South High School				1,925,969	1,942,623	2,041,771	115,802

			Account			Bdgt			2013-14	2013-14	2014-15	2014-15
FDTLOC	FUNC	OBJ	Quick Key	OBJ	Bldg	Dept	Indv	Budget	FY Activity	Budget	Variance	
20			Operations & Maintenance Fund									
9010			Plant Operations									
000												
20	---			*Plant Operations				4,149,665	4,130,518	4,237,957	88,292	
9015			Safety Committee									
200			Glenbrook North High School									
20E200	2530	5200 00 009015	29725	Building Improvements	10	BO	DOO	6,000	6,800	6,000	0	
20E200	2530	7140 00 009015	29414	Non-Consumable Supplies	10	BO	DOO	2,000	0	2,000	0	
20	200			*Glenbrook North High School				8,000	6,800	8,000	0	
300			Glenbrook South High School									
20E300	2530	5200 00 009015	3275	Building Improvements	10	BO	DOO	5,500	5,309	8,000	2,500	
20E300	2530	7140 00 009015	39414	Non-Consumable Supplies	10	BO	DOO	2,000	0	2,000	0	
20	300			*Glenbrook South High School				7,500	5,309	10,000	2,500	
20	---			*Safety Committee				15,500	12,109	18,000	2,500	
9050			Building Maintenance									
100			Administraton									
20E100	2544	1110 00 009050	1101	Administrators	10	BO	DOB	53,940	53,940	54,695	755	
20E100	2544	2115 00 009050	T2254	TRS 2.2	10	BO	DOB	5,158	5,030	5,101	-57	
20E100	2544	2118 00 009050	TI9050	TRS Health Insurance	10	BO	DOB	417	422	452	35	
20E100	2544	2210 00 009050	L1920	Life/Disability Insurance	10	BO	DOB	480	162	165	-315	
20E100	2544	2220 00 009050	M1920	Medical/Dental Insurance	10	BO	DOB	101,726	8,886	9,420	-92,306	
20E100	2544	3270 00 009050	1231	Maintenance Services	10	BO	DOO	90,000	90,000	90,000	0	
20E100	2544	3320 00 009050	1220	Professional Development	10	BO	DOO	4,000	2,841	20,000	16,000	
20	100			*Administraton				255,721	161,281	179,833	-75,888	

FDTLOC	FUNC	OBJ	SJ	Account		Bldg	Bdgt Dept	Bdgt Indv	2013-14	2013-14	2014-15	2014-15
				Quick Key	OBJ				Budget	FY Activity	Budget	Variance
20				Operations & Maintenance Fund								
9050				Building Maintenance								
200				Glenbrook North High School								
20E200	2544	1710	00	009050	NMNT		Maintenance	10 BO DOB	468,000	466,605	444,731	-23,269
20E200	2544	1720	00	009050	NMNOT		Maintenance-Overtime	20	14,925	14,925	8,500	-6,425
20E200	2544	2210	00	009050	L1920N		Life/Disability Insurance	10 BO DOB	649	649	626	-23
20E200	2544	2220	00	009050	M1920N		Medical/Dental Insurance	10 BO DOB	48,204	86,609	100,343	52,139
20E200	2544	3141	00	009050	23141		Inservice	20	990	990	5,000	4,010
20E200	2544	3270	00	009050	2231		Maintenance Services	20	20,813	20,813	30,000	9,187
20E200	2544	3272	00	009050	2272		Electrical Services	20	3,142	3,142	15,000	11,858
20E200	2544	3273	00	009050	2273		Elevator Services	20	15,828	15,828	17,000	1,172
20E200	2544	3275	00	009050	2275		HVAC-Refrigeration Services	20	26,989	26,989	32,000	5,011
20E200	2544	3277	00	009050	2237		Plumbing Services	20	13,577	13,577	10,000	-3,577
20E200	2544	4840	00	009050	2904		Supplies-Maintenance	20	16,620	16,620	16,000	-620
20E200	2544	4842	00	009050	2942		Supplies-Electric/Lighting	20	14,274	14,223	17,000	2,726
20E200	2544	4844	00	009050	2944		Supplies-HVAC	20	36,572	36,572	34,000	-2,572
20E200	2544	4846	00	009050	2946		Supplies-Painting	20	3,241	3,241	5,000	1,760
20E200	2544	4847	00	009050	2947		Supplies-Plumbing	20	7,495	7,495	11,000	3,505
20E200	2544	4860	00	009050	2960		Supplies-Pool	20	21,471	21,471	14,000	-7,471
20E200	2544	5400	00	009050	2403		Equipment	20	18,113	18,113	20,000	1,887
20	200						*Glenbrook North High School		730,903	767,862	780,200	49,298
300							Glenbrook South High School					
20E300	2544	1710	00	009050	SMNT		Maintenance	10 BO DOB	495,500	494,066	595,685	100,185
20E300	2544	1720	00	009050	SMNOT		Maintenance-Overtime	30	13,358	13,358	12,000	-1,358
20E300	2544	2210	00	009050	L1920S		Life/Disability Insurance	10 BO DOB	596	596	838	242
20E300	2544	2220	00	009050	M1920S		Medical/Dental Insurance	10 BO DOB	110,953	110,953	134,596	23,643
20E300	2544	3270	00	009050	3231		Maintenance Services	30	74,971	74,971	52,000	-22,971
20E300	2544	3272	00	009050	3272		Electrical Services	30	5,528	5,528	10,000	4,472
20E300	2544	3273	00	009050	3273		Elevator Services	30	12,133	12,133	9,000	-3,133
20E300	2544	3275	00	009050	3375		HVAC-Refrigeration Services	30	32,899	32,899	68,000	35,101
20E300	2544	3277	00	009050	3237		Plumbing Services	30	3,125	3,105	10,000	6,875
20E300	2544	4840	00	009050	3904		Supplies-Maintenance	30	58,699	58,699	53,000	-5,699
20E300	2544	4842	00	009050	3942		Supplies-Electric/Lighting	30	17,945	17,945	20,000	2,055
20E300	2544	4844	00	009050	3944		Supplies-HVAC	30	19,874	19,874	30,000	10,126
20E300	2544	4846	00	009050	3946		Supplies-Painting	30	7,400	7,400	8,000	600
20E300	2544	4847	00	009050	3947		Supplies-Plumbing	30	13,004	13,004	13,000	-4

			Account		Bdgt			2013-14	2013-14	2014-15	2014-15	
FDTLOC	FUNC	OBJ	SJ	Quick Key	OBJ	Bldg	Dept	Indv	Budget	FY Activity	Budget	Variance
20				Operations & Maintenance Fund								
9050				Building Maintenance								
300				Glenbrook South High School								
20E300	2544	5400	00	009050	3403				47,331	47,331	0	-47,331
20E300	2544	7140	00	009050	3414				0	0	15,000	15,000
20	300								913,316	911,862	1,031,119	117,803
20	---								1,899,940	1,841,005	1,991,152	91,213
9080				Grounds Maintenance								
100				Administraton								
20E100	2543	3270	00	009080	1232		BO	DOO	10,000	11,072	10,000	0
20	100								10,000	11,072	10,000	0
200				Glenbrook North High School								
20E200	2543	1715	00	009080	NGRD		BO	DOB	105,800	107,068	107,068	1,268
20E200	2543	1725	00	009080	NGROT				20,681	20,681	9,500	-11,181
20E200	2543	2210	00	009080	L1930		BO	DOB	257	138	139	-118
20E200	2543	2220	00	009080	M1930		BO	DOB	43,408	23,354	24,000	-19,408
20E200	2543	3270	00	009080	2232				34,959	34,959	34,000	-959
20E200	2543	4820	00	009080	24820				40,772	40,772	43,000	2,228
20E200	2543	4870	00	009080	24870				30,684	30,684	25,000	-5,684
20E200	2543	5400	00	009080	2404				2,495	2,495	10,000	7,505
20	200								279,056	260,151	252,707	-26,349
300				Glenbrook South High School								
20E300	2543	1715	00	009080	SGRD		BO	DOB	155,600	170,285	152,612	-2,988
20E300	2543	1725	00	009080	SGROT				9,875	9,875	7,000	-2,875
20E300	2543	2210	00	009080	L1930S		BO	DOB	213	213	208	-5
20E300	2543	2220	00	009080	M1930S		BO	DOB	19,415	38,523	35,810	16,395
20E300	2543	3270	00	009080	3232				27,553	27,553	25,000	-2,553
20E300	2543	4820	00	009080	34820				45,482	45,482	36,000	-9,482
20E300	2543	4870	00	009080	34870				17,284	17,284	20,000	2,716

			Account		Bdgt			2013-14	2013-14	2014-15	2014-15		
FDTLOC	FUNC	OBJ	SJ	Quick Key	OBJ	Bldg	Dept	Indv	Budget	FY Activity	Budget	Variance	
20				Operations & Maintenance Fund									
9080				Grounds Maintenance									
300				Glenbrook South High School									
20E300	2543	5400	00	009080	3404	Equipment			0	0	44,925	44,925	
20	300					*Glenbrook South High School			275,422	309,215	321,555	46,133	
20	---					*Grounds Maintenance			564,478	580,438	584,262	19,784	
9820				Performance Contract									
100				Administraton									
20E100	2542	3270	00	009820	1327	Maintenance Services	10	BO	DOO	152,500	152,628	155,000	2,500
20	100					*Administraton			152,500	152,628	155,000	2,500	
20	---					*Performance Contract			152,500	152,628	155,000	2,500	
20	---					*Operations & Maintenance Fund			7,841,154	7,772,414	7,866,988	25,835	
=====													
28				Operations & Maintenance 3801									
1000				Regular Programs									
100				Administraton									
28E100	8990	6600	00	001000	28190	Transfers	10	BO	DOB	401,404	398,307	373,427	-27,977
28	100					*Administraton			401,404	398,307	373,427	-27,977	
28	---					*Regular Programs			401,404	398,307	373,427	-27,977	
9823				Remodeling Facilities									
100				Administraton									
28E100	2530	1620	00	009823	182116	Custodians-Overtime	10	BO	DOO	10,000	1,303	5,000	-5,000
28E100	2530	3180	00	009823	182318	Legal Services	10	BO	DOO	5,000	5,000	5,000	0
28E100	2530	3220	00	009823	182220	Cleaning Services	10	BO	DOO	20,000	19,383	20,000	0
28E100	2530	3230	00	009823	182230	Repairs & Maint Services	10	BO	DOO	10,000	8,288	10,000	0



Account			Bdgt			2013-14	2013-14	2014-15	2014-15		
FDTLOC	FUNC	OBJ	Quick Key	OBJ	Bldg	Dept	Indv	Budget	FY Activity	Budget	Variance
28			Operations & Maintenance 3801								
9823			Remodeling Facilities								
100			Administraton								
28E100	2530	3234 00 009823	182234	Maintenance Agreements	10	BO	DOO	43,000	42,996	18,000	-25,000
28E100	2530	3760 00 009823	182760	Scavenger Services	10	BO	DOO	10,000	9,068	10,000	0
28E100	2530	3780 00 009823	182370	Water/Sewer Services	10	BO	DOO	2,000	30	1,000	-1,000
28E100	2530	4100 00 009823	182100	Supplies-General	10	BO	DOO	7,000	9,034	9,000	2,000
28E100	2530	4660 00 009823	182466	Electricity	10	BO	DOO	5,000	6,940	7,000	2,000
28E100	2530	5200 00 009823	182520	Building Improvements	10	BO	DOO	25,000	22,433	25,000	0
28E100	2530	6909 00 009823	182909	Other Misc	10	BO	DOO	100,000	82,618	75,000	-25,000
28E100	2530	7140 00 009823	182714	Non-Consumable Supplies	10	BO	DOO	10,000	6,317	7,000	-3,000
28 100				*Administraton				247,000	213,410	192,000	-55,000
28 ---				*Remodeling Facilities				247,000	213,410	192,000	-55,000
9830			Special Projects								
100			Administraton								
28E100	2530	5200 00 009830	281983	Building Improvements	10	BO	DOO	0	245	0	0
28 100				*Administraton				0	245	0	0
28 ---				*Special Projects				0	245	0	0
28 ---				*Operations & Maintenance 3801				648,404	611,962	565,427	-82,977
=====											
40			Transporation Fund								
1000			Regular Programs								
200			Glenbrook North High School								
40E200	2550	3313 00 001000	2313	Field Trips	20			40,848	40,848	42,000	1,152
40 200				*Glenbrook North High School				40,848	40,848	42,000	1,152

			Account		Bdgt			2013-14	2013-14	2014-15	2014-15	
FDTLOC	FUNC	OBJ	SJ	Quick Key	OBJ	Bldg	Dept	Indv	Budget	FY Activity	Budget	Variance
40				Transporation Fund								
1000				Regular Programs								
300				Glenbrook South High School								
40E300	2550	3313	00	001000	3313				51,105	50,671	51,000	-105
						30						
40	300								51,105	50,671	51,000	-105
40	---								91,953	91,519	93,000	1,047
1040				Math								
200				Glenbrook North High School								
40E200	2550	3310	00	001040	2362				2,348	2,348	3,500	1,152
						20						
40	200								2,348	2,348	3,500	1,152
40	---								2,348	2,348	3,500	1,152
1045				Music/Performing Arts								
200				Glenbrook North High School								
40E200	2550	3310	00	001045	2316				10,000	9,948	10,000	0
						20						
40	200								10,000	9,948	10,000	0
300				Glenbrook South High School								
40E300	2550	3310	00	001045	3316				17,572	16,904	22,000	4,428
						30						
40	300								17,572	16,904	22,000	4,428
40	---								27,572	26,852	32,000	4,428
1300				Special Education								
100				Administraton								
40E100	2550	3310	00	001300	1311				1,600,000	1,102,893	1,200,000	-400,000
						10	SE	DOS				
40E100	2550	3312	00	001300	1312				60,000	45,000	50,000	-10,000
						10	SE	DOS				

			Account			Bdgt			2013-14	2013-14	2014-15	2014-15	
FDTLOC	FUNC	OBJ	SJ	Quick Key	OBJ	Bldg	Dept	Indv	Budget	FY Activity	Budget	Variance	
40				Transporation Fund									
1300				Special Education									
100				Administraton									
40	100				*Administraton				1,660,000	1,147,893	1,250,000	-410,000	
40	---				*Special Education				1,660,000	1,147,893	1,250,000	-410,000	
1360				Off Campus									
500				Glenbrook Off Campus Center									
40E500	2550	3310	00	001360	183310	Student Transportation	10	SE	DOS	5,000	3,830	5,000	0
40	500				*Glenbrook Off Campus Center				5,000	3,830	5,000	0	
40	---				*Off Campus				5,000	3,830	5,000	0	
1650				Academy									
100				Administraton									
40E100	2550	3310	00	001650	1631	Student Transportation	10	ES	ASE	400	0	300	-100
40	100				*Administraton				400	0	300	-100	
40	---				*Academy				400	0	300	-100	
2550				Transportation									
100				Administraton									
40E100	2550	3910	00	002550	1391	Student Aid	10	BO	DOB	320,000	285,229	350,000	30,000
40E100	6000	6900	00	002550	1690	Contingencies	10	BO	DOB	50,000	0	50,000	0
40	100				*Administraton				370,000	285,229	400,000	30,000	
40	---				*Transportation				370,000	285,229	400,000	30,000	

				Account			2013-14			2013-14			2014-15			2014-15		
FDTLOC	FUNC	OBJ	SJ	Quick Key	OBJ	Bldg	Dept	Indv	Budget	FY Activity	Budget	Variance	Budget	Variance	Budget	Variance		
40				Transporation Fund														
5100				Athletics														
200				Glenbrook North High School														
40E200	2550	3230	00	005100	2318				0	0	2,000	2,000						
40E200	2550	3322	00	005100	2319				22,683	22,683	28,500	5,817						
40E200	2550	4100	00	005100	2320				440	440	2,000	1,560						
40	200								23,123	23,123	32,500	9,377						
300				Glenbrook South High School														
40E300	2550	3322	00	005100	3319				29,010	29,010	29,000	-10						
40E300	2550	4100	00	005100	3320				411	411	300	-111						
40	300								29,421	29,421	29,300	-121						
40	---								52,544	52,544	61,800	9,256						
5200				Athletics - Boys														
200				Glenbrook North High School														
40E200	2550	3310	00	005200	2314				57,293	57,293	51,000	-6,293						
40	200								57,293	57,293	51,000	-6,293						
300				Glenbrook South High School														
40E300	2550	3310	00	005200	3314				53,975	53,975	54,000	25						
40	300								53,975	53,975	54,000	25						
40	---								111,268	111,268	105,000	-6,268						
5300				Athletics - Girls														
200				Glenbrook North High School														
40E200	2550	3310	00	005300	2315				44,490	42,292	51,000	6,510						
40	200								44,490	42,292	51,000	6,510						

Account			Bdgt			2013-14	2013-14	2014-15	2014-15		
FDTLOC	FUNC	OBJ	Quick Key	OBJ	Bldg	Dept	Indv	Budget	FY Activity	Budget	Variance
40			Transporation Fund								
5300			Athletics - Girls								
300			Glenbrook South High School								
40E300	2550	3310 00	005300 3315	Student Transportation	30			43,123	43,123	43,000	-123
40	300			*Glenbrook South High School				43,123	43,123	43,000	-123
40	---			*Athletics - Girls				87,613	85,415	94,000	6,387
5800			Extra/Co-curricular Activities								
200			Glenbrook North High School								
40E200	2550	3317 00	005800 2317	Contests	20			19,899	19,899	10,000	-9,899
40	200			*Glenbrook North High School				19,899	19,899	10,000	-9,899
300			Glenbrook South High School								
40E300	2550	3317 00	005800 3317	Contests	30			22,428	22,428	22,000	-428
40	300			*Glenbrook South High School				22,428	22,428	22,000	-428
40	---			*Extra/Co-curricular Activitie				42,327	42,327	32,000	-10,327
40	---			*Transporation Fund				2,451,025	1,849,225	2,076,600	-374,425
=====											
41			Pupil Transportation Fund								
2550			Transportation								
100			Administraton								
41E100	2550	1210 00	002550 DCTRN	Clerical	10	BO	DOB	17,475	17,475	17,475	0
41E100	2550	1290 00	002550 DC9TRN	Clerical-Subs/Hourly	10	BO	DOB	2,000	0	2,000	0
41E100	2550	2210 00	002550 L255	Life/Disability Insurance	10	BO	DOB	25	0	0	-25
41E100	2550	2220 00	002550 M255	Medical/Dental Insurance	10	BO	DOB	655	0	0	-655
41E100	2550	3120 00	002550 125312	Consultants	10	BO	DOO	50,000	42,893	50,000	0
41E100	2550	3310 00	002550 125331	Student Transportation	10	BO	DOO	430,000	430,000	530,000	100,000
41E100	2550	3320 00	002550 125332	Professional Development	10	BO	DOO	1,000	0	1,000	0

				Account			Bdgt			2013-14	2013-14	2014-15	2014-15
FDTLOC	FUNC	OBJ	SJ	Quick Key	OBJ	Bldg	Dept	Indv	Budget	FY Activity	Budget	Variance	
41				Pupil Transportation Fund									
2550				Transportation									
100				Administraton									
41E100	2550	3412	00	002550	125341	10	BO	DOO	3,000	3,000	3,000	0	
41E100	2550	3600	00	002550	125360	10	BO	DOO	13,000	13,000	13,000	0	
41E100	2550	4100	00	002550	125410	10	BO	DOO	500	376	500	0	
41E100	2550	6400	00	002550	125640	10	BO	DOO	6,000	1,216	6,000	0	
41E100	2550	7140	00	002550	125414	10	BO	DOO	1,000	0	1,000	0	
41E100	6000	6900	00	002550	41690	10	BO	DOB	50,000	0	50,000	0	
41	100								574,655	507,960	673,975	99,320	
41	---								574,655	507,960	673,975	99,320	
5800				Extra/Co-curricular Activities									
100				Administraton									
41E100	2550	3317	00	005800	125337	10	BO	DOB	20,000	27,387	40,000	20,000	
41	100								20,000	27,387	40,000	20,000	
41	---								20,000	27,387	40,000	20,000	
41	---								594,655	535,347	713,975	119,320	
=====										=====			
50				Municipal Retirement Fund									
1000				Regular Programs									
100				Administraton									
50E100	1130	2120	00	001000	520	10	BO	DOB	2,404	1,974	0	-2,404	
50E100	6000	6900	00	001000	502	10	BO	DOB	25,000	0	25,000	0	
50	100								27,404	1,974	25,000	-2,404	

				Account			Bdgt			2013-14	2013-14	2014-15	2014-15
FDTLOC	FUNC	OBJ	SJ	Quick Key	OBJ	Bldg	Dept	Indv	Budget	FY Activity	Budget	Variance	
50				Municipal Retirement Fund									
1000				Regular Programs									
300				Glenbrook South High School									
50E300	1130	2120	00	001000	520S	10	BO	DOB	17	0	0	-17	
50	300								17	0	0	-17	
50	---								27,421	1,974	25,000	-2,421	
1020				English									
200				Glenbrook North High School									
50E200	1130	2120	00	001020	I1020	10	BO	DOB	23,298	15,672	15,834	-7,464	
50	200								23,298	15,672	15,834	-7,464	
300				Glenbrook South High School									
50E300	1130	2120	00	001020	I1020S	10	BO	DOB	15,289	15,289	18,212	2,923	
50	300								15,289	15,289	18,212	2,923	
50	---								38,587	30,961	34,046	-4,541	
1025				Evening High School									
100				Administraton									
50E100	1130	2120	00	001025	I1025C	10	BO	DOB	55	55	211	156	
50E100	2410	2120	00	001025	I1025A	10	BO	DOB	28	28	0	-28	
50	100								83	83	211	128	
300				Glenbrook South High School									
50E300	2190	2120	00	001025	I1025D	10	BO	DOB	1,403	1,309	1,240	-163	
50	300								1,403	1,309	1,240	-163	
50	---								1,486	1,392	1,451	-35	

			Account		Bdgt			2013-14	2013-14	2014-15	2014-15	
FDTLOC	FUNC	OBJ	SJ	Quick Key	OBJ	Bldg	Dept	Indv	Budget	FY Activity	Budget	Variance
50				Municipal Retirement Fund								
1030				World Language								
200				Glenbrook North High School								
50E200	1130	2120	00	001030	I1030	10	BO	DOB	12,227	9,778	7,228	-4,999
50	200				*Glenbrook North High School				12,227	9,778	7,228	-4,999
300				Glenbrook South High School								
50E300	1130	2120	00	001030	I1030S	10	BO	DOB	3,979	3,979	5,568	1,589
50	300				*Glenbrook South High School				3,979	3,979	5,568	1,589
50	---				*World Language				16,206	13,757	12,796	-3,410
1040				Math								
200				Glenbrook North High School								
50E200	1130	2120	00	001040	I1040	10	BO	DOB	19,145	10,296	10,105	-9,040
50	200				*Glenbrook North High School				19,145	10,296	10,105	-9,040
300				Glenbrook South High School								
50E300	1130	2120	00	001040	I1040S	10	BO	DOB	17,996	17,996	18,531	535
50	300				*Glenbrook South High School				17,996	17,996	18,531	535
50	---				*Math				37,141	28,292	28,636	-8,505
1050				Physical Education / Health								
200				Glenbrook North High School								
50E200	1130	2120	00	001050	I1050	10	BO	DOB	16,863	10,673	12,466	-4,397
50	200				*Glenbrook North High School				16,863	10,673	12,466	-4,397



				Account			Bdgt			2013-14	2013-14	2014-15	2014-15
FDTLOC	FUNC	OBJ	SJ	Quick Key	OBJ	Bldg	Dept	Indv	Budget	FY Activity	Budget	Variance	
50				Municipal Retirement Fund									
1050				Physical Education / Health									
300				Glenbrook South High School									
50E300	1130	2120	00	001050	I1050S	10	BO	DOB	7,237	7,237	6,762	-475	
50	300				*Glenbrook South High School				7,237	7,237	6,762	-475	
50	---				*Physical Education / Health				24,100	17,910	19,228	-4,872	
1055				Science									
200				Glenbrook North High School									
50E200	1130	2120	00	001055	I1055	10	BO	DOB	10,782	7,911	7,922	-2,860	
50	200				*Glenbrook North High School				10,782	7,911	7,922	-2,860	
300				Glenbrook South High School									
50E300	1130	2120	00	001055	I1055S	10	BO	DOB	4,081	4,081	4,575	494	
50	300				*Glenbrook South High School				4,081	4,081	4,575	494	
50	---				*Science				14,863	11,992	12,497	-2,366	
1060				Social Studies									
200				Glenbrook North High School									
50E200	1130	2120	00	001060	I1060	10	BO	DOB	2,611	0	0	-2,611	
50	200				*Glenbrook North High School				2,611	0	0	-2,611	
300				Glenbrook South High School									
50E300	1130	2120	00	001060	I1060S	10	BO	DOB	5,008	5,008	4,756	-252	
50	300				*Glenbrook South High School				5,008	5,008	4,756	-252	
50	---				*Social Studies				7,619	5,008	4,756	-2,863	

			Account		Bdgt			2013-14	2013-14	2014-15	2014-15	
FDTLOC	FUNC	OBJ	SJ	Quick Key	OBJ	Bldg	Dept	Indv	Budget	FY Activity	Budget	Variance
50				Municipal Retirement Fund								
1160				Summer School								
100				Administraton								
50E100	1601	2120	00	001160	I1160	10	BO	DOB	7,794	4,844	4,863	-2,931
50E100	2542	2120	00	001160	I1160A	10	BO	DOB	2,036	2,036	2,114	78
50	100				*Administraton				9,830	6,880	6,977	-2,853
50	---				*Summer School				9,830	6,880	6,977	-2,853
1300				Special Education								
100				Administraton								
50E100	1400	2120	00	001300	I1300A	10	BO	DOB	6,790	6,790	9,944	3,154
50E100	2330	2120	00	001300	I1300	10	BO	DOB	6,424	4,576	8,861	2,437
50	100				*Administraton				13,214	11,366	18,805	5,591
200				Glenbrook North High School								
50E200	2330	2120	00	001300	I1300N	10	BO	DOB	3,430	3,430	3,363	-67
50	200				*Glenbrook North High School				3,430	3,430	3,363	-67
300				Glenbrook South High School								
50E300	2330	2120	00	001300	I1300S	10	BO	DOB	2,235	2,235	3,263	1,028
50	300				*Glenbrook South High School				2,235	2,235	3,263	1,028
50	---				*Special Education				18,879	17,031	25,431	6,552
1310				Physically Handicapped								
100				Administraton								
50E100	1204	2120	00	001310	I1310	10	BO	DOB	54,922	54,922	47,690	-7,232
50	100				*Administraton				54,922	54,922	47,690	-7,232

FDTLOC	FUNC	OBJ	SJ	Account		Bdgt			2013-14	2013-14	2014-15	2014-15	
				Quick Key	OBJ	Bldg	Dept	Indv	Budget	FY Activity	Budget	Variance	
50					Municipal Retirement Fund								
1310					Physically Handicapped								
000													
50 ---					*Physically Handicapped				54,922	54,922	47,690	-7,232	
1312					Behavior Disorders								
200					Glenbrook North High School								
50E200	1212	2120	00	001312	L131	IMRF Contribution	10	BO	DOB	4,989	4,989	6,893	1,904
50 200						*Glenbrook North High School				4,989	4,989	6,893	1,904
300					Glenbrook South High School								
50E300	1212	2120	00	001312		IMRF Contribution	10	BO	DOB	0	0	5,668	5,668
50 300						*Glenbrook South High School				0	0	5,668	5,668
50 ---						*Behavior Disorders				4,989	4,989	12,561	7,572
1320					DLS Cross Categorical								
100					Administraton								
50E100	1220	2120	00	001320	I1320	IMRF Contribution	10	BO	DOB	8,969	166	0	-8,969
50 100						*Administraton				8,969	166	0	-8,969
200					Glenbrook North High School								
50E200	1220	2120	00	001320	I1320N	IMRF Contribution	10	BO	DOB	8,427	7,684	5,183	-3,244
50 200						*Glenbrook North High School				8,427	7,684	5,183	-3,244
300					Glenbrook South High School								
50E300	1220	2120	00	001320	I1320S	IMRF Contribution	10	BO	DOB	11,085	11,085	10,622	-463
50 300						*Glenbrook South High School				11,085	11,085	10,622	-463

Account			Bdgt			2013-14	2013-14	2014-15	2014-15		
FDTLOC	FUNC	OBJ	Quick Key	OBJ	Bldg	Dept	Indv	Budget	FY Activity	Budget	Variance
50			Municipal Retirement Fund								
1320			DLS Cross Categorical								
000											
50	---			*DLS Cross Categorical				28,481	18,935	15,805	-12,676
1322			Learning Disabilities								
200			Glenbrook North High School								
50E200	1205	2120 00 001322		IMRF Contribution	10	BO	DOB	0	0	4,535	4,535
50	200			*Glenbrook North High School				0	0	4,535	4,535
50	---			*Learning Disabilities				0	0	4,535	4,535
1350			Transition Program Services								
100			Administraton								
50E100	1220	2120 00 001350	I1350	IMRF Contribution	10	BO	DOB	30,341	30,341	35,759	5,418
50	100			*Administraton				30,341	30,341	35,759	5,418
50	---			*Transition Program Services				30,341	30,341	35,759	5,418
1360			Off Campus								
500			Glenbrook Off Campus Center								
50E500	1212	2120 00 001360	I1360A	IMRF Contribution	10	BO	DOB	28,503	28,503	30,211	1,708
50E500	2330	2120 00 001360	I1360	IMRF Contribution	10	BO	DOB	3,849	3,051	3,430	-419
50	500			*Glenbrook Off Campus Center				32,352	31,554	33,641	1,289
50	---			*Off Campus				32,352	31,554	33,641	1,289
1410			Broadcasting-Radio								
200			Glenbrook North High School								
50E200	1400	2120 00 001410	I1410N	IMRF Contribution	10	BO	DOB	754	752	1,321	567
50	200			*Glenbrook North High School				754	752	1,321	567

			Account		Bdgt			2013-14	2013-14	2014-15	2014-15	
FDTLOC	FUNC	OBJ	SJ	Quick Key	OBJ	Bldg	Dept	Indv	Budget	FY Activity	Budget	Variance
50				Municipal Retirement Fund								
1410				Broadcasting-Radio								
300				Glenbrook South High School								
50E300	1400	2120	00	001410	I1410S	10	BO	DOB	0	0	1,666	1,666
50	300				*Glenbrook South High School				0	0	1,666	1,666
50	---				*Broadcasting-Radio				754	752	2,987	2,233
1435				Nursery School								
200				Glenbrook North High School								
50E200	1400	2120	00	001435	I1435	10	BO	DOB	3,990	2,836	3,158	-832
50	200				*Glenbrook North High School				3,990	2,836	3,158	-832
300				Glenbrook South High School								
50E300	1400	2120	00	001435	I1435S	10	BO	DOB	2,439	2,439	2,392	-47
50	300				*Glenbrook South High School				2,439	2,439	2,392	-47
50	---				*Nursery School				6,429	5,275	5,550	-879
2110				Dean's Office								
200				Glenbrook North High School								
50E200	2111	2120	00	002110	I2110N	10	BO	DOB	28,428	28,428	30,874	2,446
50E200	2490	2120	00	002110	I2110	10	BO	DOB	10,540	5,839	5,642	-4,898
50	200				*Glenbrook North High School				38,968	34,267	36,516	-2,452
300				Glenbrook South High School								
50E300	2111	2120	00	002110	I2110S	10	BO	DOB	21,758	21,758	41,598	19,840
50E300	2490	2120	00	002110	IS2110	10	BO	DOB	5,568	5,568	4,414	-1,154
50	300				*Glenbrook South High School				27,326	27,326	46,012	18,686

				Account			Bdgt			2013-14	2013-14	2014-15	2014-15
FDTLOC	FUNC	OBJ	SJ	Quick Key	OBJ	Bldg	Dept	Indv	Budget	FY Activity	Budget	Variance	
50				Municipal Retirement Fund									
2110				Dean's Office									
000													
50 ---					*Dean's Office				66,294	61,593	82,528	16,234	
2114				Residency									
100				Administraton									
50E100	2114	2120	00	002114	I2114	10	BO	DOB	2,281	2,281	1,792	-489	
50	100				*Administraton				2,281	2,281	1,792	-489	
50 ---					*Residency				2,281	2,281	1,792	-489	
2120				Guidance Services									
100				Administraton									
50E100	2121	2120	00	002120	I2120	10	BO	DOB	2,572	2,572	2,468	-104	
50	100				*Administraton				2,572	2,572	2,468	-104	
200				Glenbrook North High School									
50E200	2121	2120	00	002120	I2120N	10	BO	DOB	37,212	37,212	36,714	-498	
50	200				*Glenbrook North High School				37,212	37,212	36,714	-498	
300				Glenbrook South High School									
50E300	2113	2120	00	002120		10	BO	DOB	30	30	0	-30	
50E300	2121	2120	00	002120	I2120S	10	BO	DOB	42,147	42,147	38,407	-3,740	
50E300	2210	2120	00	002120		10	BO	DOB	147	147	0	-147	
50	300				*Glenbrook South High School				42,324	42,324	38,407	-3,917	
50 ---					*Guidance Services				82,108	82,108	77,589	-4,519	

				Account			Bdgt			2013-14	2013-14	2014-15	2014-15
FDTLOC	FUNC	OBJ	SJ	Quick Key	OBJ	Bldg	Dept	Indv	Budget	FY Activity	Budget	Variance	
50				Municipal Retirement Fund									
2130				Health Service									
200				Glenbrook North High School									
50E200	2130	2120	00	002130	I2130	10	BO	DOB	13,378	7,776	8,139	-5,239	
50	200								13,378	7,776	8,139	-5,239	
300				Glenbrook South High School									
50E300	2130	2120	00	002130	I2130S	10	BO	DOB	11,124	11,124	12,367	1,243	
50	300								11,124	11,124	12,367	1,243	
50	---								24,502	18,900	20,506	-3,996	
2190				Other (hallway Supervision)									
200				Glenbrook North High School									
50E200	2190	2120	00	002190	I2190N	10	BO	DOB	36,871	36,871	37,444	573	
50	200								36,871	36,871	37,444	573	
300				Glenbrook South High School									
50E300	2190	2120	00	002190	I2190S	10	BO	DOB	34,431	34,431	33,762	-669	
50	300								34,431	34,431	33,762	-669	
50	---								71,302	71,302	71,206	-96	
2210				Improvement of Instruction									
100				Administraton									
50E100	2210	2120	00	002210	I2210	10	BO	DOB	448	11	0	-448	
50	100								448	11	0	-448	

				Account			Bdgt			2013-14	2013-14	2014-15	2014-15
FDTLOC	FUNC	OBJ	SJ	Quick Key	OBJ	Bldg	Dept	Indv	Budget	FY Activity	Budget	Variance	
50				Municipal Retirement Fund									
2210				Improvement of Instruction									
200				Glenbrook North High School									
50E200	2210	2120	00	002210	I2210N	10	BO	DOB	23	23	0	-23	
50	200				*Glenbrook North High School				23	23	0	-23	
300				Glenbrook South High School									
50E300	2210	2120	00	002210		10	BO	DOB	47	47	0	-47	
50	300				*Glenbrook South High School				47	47	0	-47	
50	---				*Improvement of Instruction				518	81	0	-518	
2220				Library									
100				Administraton									
50E100	2222	2120	00	002220	ID2220	10	BO	DOB	0	0	5,505	5,505	
50	100				*Administraton				0	0	5,505	5,505	
200				Glenbrook North High School									
50E200	2222	2120	00	002220	I2220	10	BO	DOB	24,872	17,568	10,757	-14,115	
50	200				*Glenbrook North High School				24,872	17,568	10,757	-14,115	
300				Glenbrook South High School									
50E300	2222	2120	00	002220	I2220S	10	BO	DOB	16,286	16,286	19,452	3,166	
50	300				*Glenbrook South High School				16,286	16,286	19,452	3,166	
50	---				*Library				41,158	33,854	35,714	-5,444	



				Account			Bdgt			2013-14	2013-14	2014-15	2014-15
FDTLOC	FUNC	OBJ	SJ	Quick Key	OBJ	Bldg	Dept	Indv	Budget	FY Activity	Budget	Variance	
50				Municipal Retirement Fund									
2310				Board Of Education									
100				Administraton									
50E100	2310	2120	00	002310	I2310	10	BO	DOB	1,953	1,953	687	-1,266	
50	100								1,953	1,953	687	-1,266	
50	---								1,953	1,953	687	-1,266	
2320				Superintendent's Office									
100				Administraton									
50E100	2321	2120	00	002320	I2320	10	BO	DOB	9,624	9,330	9,480	-144	
50	100								9,624	9,330	9,480	-144	
50	---								9,624	9,330	9,480	-144	
2324				Asst. Superintendent's Office									
100				Administraton									
50E100	2322	2120	00	002324	II2324	10	BO	DOB	6,943	6,943	6,197	-746	
50	100								6,943	6,943	6,197	-746	
50	---								6,943	6,943	6,197	-746	
2410				Principal's Office									
200				Glenbrook North High School									
50E200	2410	2120	00	002410	I2410	10	BO	DOB	26,315	26,315	28,081	1,766	
50E200	2490	2120	00	002410	I2410A	10	BO	DOB	26,212	26,212	27,194	982	
50	200								52,527	52,527	55,275	2,748	

				Account			Bdgt			2013-14	2013-14	2014-15	2014-15
FDTLOC	FUNC	OBJ	SJ	Quick Key	OBJ	Bldg	Dept	Indv	Budget	FY Activity	Budget	Variance	
50				Municipal Retirement Fund									
2410				Principal's Office									
300				Glenbrook South High School									
50E300	1520	2120	00	002410	I2410B	10	BO	DOB	77	77	0	-77	
50E300	2410	2120	00	002410	I2410S	10	BO	DOB	23,982	23,982	27,692	3,710	
50E300	2490	2120	00	002410	I2490S	10	BO	DOB	26,879	26,879	26,998	119	
50	300								50,938	50,938	54,690	3,752	
50	---								103,465	103,465	109,965	6,500	
2510				Business Office									
100				Administraton									
50E100	2510	2120	00	002510	I2510	10	BO	DOB	14,629	13,876	13,707	-922	
50	100								14,629	13,876	13,707	-922	
50	---								14,629	13,876	13,707	-922	
2520				Fiscal Services									
100				Administraton									
50E100	2520	2120	00	002520	I2520	10	BO	DOB	54,398	50,852	50,189	-4,209	
50	100								54,398	50,852	50,189	-4,209	
50	---								54,398	50,852	50,189	-4,209	
2550				Transportation									
100				Administraton									
50E100	2550	2120	00	002550	I2550	10	BO	DOB	2,007	1,929	2,059	52	
50	100								2,007	1,929	2,059	52	
50	---								2,007	1,929	2,059	52	

				Account			Bdgt			2013-14	2013-14	2014-15	2014-15
FDTLOC	FUNC	OBJ	SJ	Quick Key	OBJ	Bldg	Dept	Indv	Budget	FY Activity	Budget	Variance	
50				Municipal Retirement Fund									
2610				General Administration									
100				Administraton									
50E100	2610	2120	00	002610	I2610	10	BO	DOB	3,757	3,513	3,459	-298	
50	100								3,757	3,513	3,459	-298	
50	---								3,757	3,513	3,459	-298	
2630				Public Information Office									
100				Administraton									
50E100	2630	2120	00	002630	I2630	10	BO	DOB	17,145	13,567	13,742	-3,403	
50	100								17,145	13,567	13,742	-3,403	
50	---								17,145	13,567	13,742	-3,403	
2640				Human Resource Department									
100				Administraton									
50E100	2640	2120	00	002640	I2640	10	BO	DOB	21,632	21,632	18,099	-3,533	
50	100								21,632	21,632	18,099	-3,533	
50	---								21,632	21,632	18,099	-3,533	
2649				Health Promotion Program									
100				Administraton									
50E100	2640	2120	00	002649	I2649	10	BO	DOB	880	880	900	20	
50	100								880	880	900	20	
50	---								880	880	900	20	

FDTLOC	FUNC	OBJ	SJ	Account		Bdgt			2013-14	2013-14	2014-15	2014-15	
				Quick Key	OBJ	Bldg	Dept	Indv	Budget	FY Activity	Budget	Variance	
50					Municipal Retirement Fund								
2660					Information Systems								
100					Administraton								
50E100	2660	2120	00	002660	I2660A	IMRF Contribution	10	BO	DOB	85,621	82,910	80,318	-5,303
50	100					*Administraton				85,621	82,910	80,318	-5,303
200						Glenbrook North High School							
50E200	2225	2120	00	002660	I2660	IMRF Contribution	10	BO	DOB	20,111	17,354	16,674	-3,437
50	200					*Glenbrook North High School				20,111	17,354	16,674	-3,437
300						Glenbrook South High School							
50E300	2225	2120	00	002660	I2660S	IMRF Contribution	10	BO	DOB	14,762	14,762	15,767	1,005
50	300					*Glenbrook South High School				14,762	14,762	15,767	1,005
50	---					*Information Systems				120,494	115,026	112,759	-7,735
2661						Info Systems - Applications							
100						Administraton							
50E100	2680	2120	00	002661	I2661B	IMRF Contribution	10	BO	DOB	2,441	2,378	2,114	-327
50	100					*Administraton				2,441	2,378	2,114	-327
50	---					*Info Systems - Applications				2,441	2,378	2,114	-327
2662						Info Services - Recurring							
100						Administraton							
50E100	2680	2120	00	002662	I2662	IMRF Contribution	10	BO	DOB	56,969	56,969	54,065	-2,904
50	100					*Administraton				56,969	56,969	54,065	-2,904
50	---					*Info Services - Recurring				56,969	56,969	54,065	-2,904

				Account			Bdgt			2013-14	2013-14	2014-15	2014-15
FDTLOC	FUNC	OBJ	SJ	Quick Key	OBJ	Bldg	Dept	Indv	Budget	FY Activity	Budget	Variance	
50				Municipal Retirement Fund									
2663				Info Systems - Tech Plan									
100				Administraton									
50E100	2680	2120	00	002663	I2663	10	BO	DOB	1,317	1,317	1,268	-49	
50	100								1,317	1,317	1,268	-49	
50	---								1,317	1,317	1,268	-49	
3202				Summer Athletic Camps									
100				Administraton									
50E100	1510	2120	00	003202	I3202	10	BO	DOB	341	341	370	29	
50	100								341	341	370	29	
200				Glenbrook North High School									
50E200	1510	2120	00	003202	I3202N	10	BO	DOB	773	736	740	-33	
50	200								773	736	740	-33	
300				Glenbrook South High School									
50E300	1510	2120	00	003202	IS3202	10	BO	DOB	689	689	634	-55	
50	300								689	689	634	-55	
50	---								1,803	1,766	1,744	-59	
3203				Summer Science Camp									
300				Glenbrook South High School									
50E300	3203	2120	00	003203		10	BO	DOB	152	152	106	-46	
50	300								152	152	106	-46	
50	---								152	152	106	-46	

			Account		Bdgt			2013-14	2013-14	2014-15	2014-15	
FDTLOC	FUNC	OBJ	SJ	Quick Key	OBJ	Bldg	Dept	Indv	Budget	FY Activity	Budget	Variance
50				Municipal Retirement Fund								
3205				Swim Club								
200				Glenbrook North High School								
50E200	3205	2120	00	003205	I3205A	10	BO	DOB	19,263	17,911	16,912	-2,351
50	200								19,263	17,911	16,912	-2,351
50	---								19,263	17,911	16,912	-2,351
5100				Athletics								
200				Glenbrook North High School								
50E200	1510	2120	00	005100	I5100B	10	BO	DOB	21,799	16,101	16,000	-5,799
50E200	2490	2120	00	005100	I5100	10	BO	DOB	11,896	6,305	5,989	-5,907
50E200	2542	2120	00	005100	I5100A	10	BO	DOB	10,956	7,736	8,097	-2,859
50	200								44,651	30,142	30,086	-14,565
300				Glenbrook South High School								
50E300	1510	2120	00	005100	I5100S	10	BO	DOB	10,189	10,189	10,200	11
50E300	2490	2120	00	005100	I51003	10	BO	DOB	10,714	10,714	10,630	-84
50E300	2542	2120	00	005100	I35100	10	BO	DOB	6,869	6,869	7,359	490
50	300								27,772	27,772	28,189	417
50	---								72,423	57,914	58,275	-14,148
5110				Training Room								
200				Glenbrook North High School								
50E200	1510	2120	00	005110	I5110	10	BO	DOB	15,876	15,876	15,604	-272
50	200								15,876	15,876	15,604	-272

			Account		Bdgt			2013-14	2013-14	2014-15	2014-15	
FDTLOC	FUNC	OBJ	SJ	Quick Key	OBJ	Bldg	Dept	Indv	Budget	FY Activity	Budget	Variance
50				Municipal Retirement Fund								
5110				Training Room								
300				Glenbrook South High School								
50E300	1510	2120	00	005110	I5110S	10	BO	DOB	22,298	22,298	19,165	-3,133
50	300								22,298	22,298	19,165	-3,133
50	---								38,174	38,174	34,769	-3,405
5235				Gymnastics								
200				Glenbrook North High School								
50E200	1510	2120	00	005235	IS5235	10	BO	DOB	12	0	0	-12
50	200								12	0	0	-12
50	---								12	0	0	-12
5800				Extra/Co-curricular Activities								
200				Glenbrook North High School								
50E200	1520	2120	00	005800	I5800	10	BO	DOB	14,742	10,575	10,945	-3,797
50	200								14,742	10,575	10,945	-3,797
300				Glenbrook South High School								
50E300	1520	2120	00	005800	I5800S	10	BO	DOB	6,290	6,290	6,500	210
50	300								6,290	6,290	6,500	210
50	---								21,032	16,865	17,445	-3,587
5805				Auditorium/CPA								
200				Glenbrook North High School								
50E200	1530	2120	00	005805	I5805	10	BO	DOB	11,499	7,513	7,186	-4,313
50	200								11,499	7,513	7,186	-4,313

				Account			Bdgt			2013-14	2013-14	2014-15	2014-15
FDTLOC	FUNC	OBJ	SJ	Quick Key	OBJ	Bldg	Dept	Indv	Budget	FY Activity	Budget	Variance	
50				Municipal Retirement Fund									
5805				Auditorium/CPA									
300				Glenbrook South High School									
50E300	1530	2120	00	005805	I5805S	10	BO	DOB	6,859	6,859	7,260	401	
50	300								6,859	6,859	7,260	401	
50	---								18,358	14,372	14,446	-3,912	
5820				Debate									
200				Glenbrook North High School									
50E200	1520	2120	00	005820	I5820	10	BO	DOB	2,622	2,184	5,160	2,538	
50	200								2,622	2,184	5,160	2,538	
300				Glenbrook South High School									
50E300	1520	2120	00	005820	I35820	10	BO	DOB	950	950	950	0	
50	300								950	950	950	0	
50	---								3,572	3,134	6,110	2,538	
5835				Forensics									
200				Glenbrook North High School									
50E200	1520	2120	00	005835	I5835	10	BO	DOB	1,776	1,036	1,797	21	
50	200								1,776	1,036	1,797	21	
300				Glenbrook South High School									
50E300	1520	2120	00	005835	I35835	10	BO	DOB	824	536	634	-190	
50	300								824	536	634	-190	
50	---								2,600	1,572	2,431	-169	



FDTLOC	FUNC	OBJ	SJ	Account		Bldg	Bdgt	Bdgt	Bdgt	2013-14	2013-14	2014-15	2014-15
				Quick Key	OBJ								
50					Municipal Retirement Fund								
5890					Extra-Activities/Discretionary								
100					Administraton								
50E100	1520	2120	00	005890	I5890	10	BO	DOB		589	450	0	-589
50	100				*Administraton					589	450	0	-589
200					Glenbrook North High School								
50E200	1520	2120	00	005890	I5890N	10	BO	DOB		702	876	846	144
50	200				*Glenbrook North High School					702	876	846	144
300					Glenbrook South High School								
50E300	1520	2120	00	005890	I5890S	10	BO	DOB		1,428	1,428	1,460	32
50	300				*Glenbrook South High School					1,428	1,428	1,460	32
50	---				*Extra-Activities/Discretionar					2,719	2,754	2,306	-413
6105					Bi-lingual Education - TPI/TBE								
200					Glenbrook North High School								
50E200	1800	2120	00	006105	I6105	10	BO	DOB		3,104	1,523	0	-3,104
50	200				*Glenbrook North High School					3,104	1,523	0	-3,104
300					Glenbrook South High School								
50E300	1800	2120	00	006105	I6105S	10	BO	DOB		4,758	2,605	0	-4,758
50	300				*Glenbrook South High School					4,758	2,605	0	-4,758
50	---				*Bi-lingual Education - TPI/TB					7,862	4,128	0	-7,862

			Account		Bdgt			2013-14	2013-14	2014-15	2014-15	
FDTLOC	FUNC	OBJ	SJ	Quick Key	OBJ	Bldg	Dept	Indv	Budget	FY Activity	Budget	Variance
50				Municipal Retirement Fund								
6150				Title I - Disadvantaged (4300)								
300				Glenbrook South High School								
50E300	1250	2120	00	006150	I61503	10	BO	DOB	14,314	14,314	0	-14,314
50	300								14,314	14,314	0	-14,314
50	---								14,314	14,314	0	-14,314
6157				Title III - Lipleps (4909)								
200				Glenbrook North High School								
50E200	1800	2120	00	006157	I6157	10	BO	DOB	619	0	0	-619
50	200								619	0	0	-619
300				Glenbrook South High School								
50E300	1800	2120	00	006157	I6157S	10	BO	DOB	1,243	1,243	0	-1,243
50	300								1,243	1,243	0	-1,243
50	---								1,862	1,243	0	-1,862
6366				IDEA-PL 94-142 (4620)								
100				Administraton								
50E100	2210	2120	00	006366	I6366	10	BO	DOB	207	10	0	-207
50	100								207	10	0	-207
50	---								207	10	0	-207
9010				Plant Operations								
100				Administraton								
50E100	2542	2120	00	009010	I9010	10	BO	DOB	2,658	2,658	2,854	196
50	100								2,658	2,658	2,854	196

			Account		Bdgt			2013-14	2013-14	2014-15	2014-15	
FDTLOC	FUNC	OBJ	SJ	Quick Key	OBJ	Bldg	Dept	Indv	Budget	FY Activity	Budget	Variance
50				Municipal Retirement Fund								
9010				Plant Operations								
200				Glenbrook North High School								
50E200	2542	2120	00	009010	I9010N	10	BO	DOB	139,111	139,111	138,203	-908
50	200				*Glenbrook North High School				139,111	139,111	138,203	-908
300				Glenbrook South High School								
50E300	2542	2120	00	009010	I9010S	10	BO	DOB	152,938	152,938	153,805	867
50	300				*Glenbrook South High School				152,938	152,938	153,805	867
50	---				*Plant Operations				294,707	294,707	294,862	155
9050				Building Maintenance								
200				Glenbrook North High School								
50E200	2544	2120	00	009050	I9050N	10	BO	DOB	53,160	53,160	47,907	-5,253
50	200				*Glenbrook North High School				53,160	53,160	47,907	-5,253
300				Glenbrook South High School								
50E300	2544	2120	00	009050	I9050S	10	BO	DOB	55,306	55,306	64,232	8,926
50	300				*Glenbrook South High School				55,306	55,306	64,232	8,926
50	---				*Building Maintenance				108,466	108,466	112,139	3,673
9080				Grounds Maintenance								
200				Glenbrook North High School								
50E200	2543	2120	00	009080	I9080	10	BO	DOB	23,845	14,109	12,321	-11,524
50	200				*Glenbrook North High School				23,845	14,109	12,321	-11,524

Account			Bdgt			2013-14	2013-14	2014-15	2014-15		
FDTLOC	FUNC	OBJ	Quick Key	OBJ	Bldg	Dept	Indv	Budget	FY Activity	Budget	Variance
50			Municipal Retirement Fund								
9080			Grounds Maintenance								
300			Glenbrook South High School								
50E300	2543	2120 00 009080	I9080S	IMRF Contribution	10	BO	DOB	19,548	19,548	16,871	-2,677
50	300			*Glenbrook South High School				19,548	19,548	16,871	-2,677
50	---			*Grounds Maintenance				43,393	33,657	29,192	-14,201
9823			Remodeling Facilities								
100			Administraton								
50E100	2530	2120 00 009823	I9823	IMRF Contribution	10	BO	DOB	159	147	529	370
50	100			*Administraton				159	147	529	370
50	---			*Remodeling Facilities				159	147	529	370
50	---			*Municipal Retirement Fund				1,711,295	1,567,000	1,608,637	-102,658
=====											
51			Social Security Fund								
1000			Regular Programs								
100			Administraton								
51E100	1130	2130 00 001000	530	FICA Contribution	10	BO	DOB	1,232	1,072	0	-1,232
51E100	1130	2140 00 001000	540	Medicare Contribution	10	BO	DOB	5,025	5,025	6,076	1,051
51E100	6000	6900 00 001000	503	Contingencies	10	BO	DOB	25,000	0	25,000	0
51	100			*Administraton				31,257	6,097	31,076	-181
200			Glenbrook North High School								
51E200	1130	2140 00 001000	540N	Medicare Contribution	10	BO	DOB	3,227	3,227	4,104	877
51	200			*Glenbrook North High School				3,227	3,227	4,104	877

			Account		Bdgt			2013-14	2013-14	2014-15	2014-15		
FDTLOC	FUNC	OBJ	SJ	Quick Key	OBJ	Bldg	Dept	Indv	Budget	FY Activity	Budget	Variance	
51				Social Security Fund									
1000				Regular Programs									
300				Glenbrook South High School									
51E300	1130	2130	00	001000	F1000S	FICA Contribution	10	BO	DOB	68	68	0	-68
51E300	1130	2140	00	001000	540S	Medicare Contribution	10	BO	DOB	6,319	6,319	7,549	1,230
51	300					*Glenbrook South High School				6,387	6,387	7,549	1,162
51	---					*Regular Programs				40,871	15,711	42,729	1,858
1005				Art									
200				Glenbrook North High School									
51E200	1130	2140	00	001005	E1005	Medicare Contribution	10	BO	DOB	2,470	2,470	4,177	1,707
51	200					*Glenbrook North High School				2,470	2,470	4,177	1,707
300				Glenbrook South High School									
51E300	1130	2140	00	001005	E1005S	Medicare Contribution	10	BO	DOB	3,342	3,342	3,951	609
51	300					*Glenbrook South High School				3,342	3,342	3,951	609
51	---					*Art				5,812	5,812	8,128	2,316
1015				Drivers Education									
200				Glenbrook North High School									
51E200	1700	2140	00	001015	E1015	Medicare Contribution	10	BO	DOB	4,333	3,350	4,972	639
51	200					*Glenbrook North High School				4,333	3,350	4,972	639
300				Glenbrook South High School									
51E300	1700	2140	00	001015	E1015S	Medicare Contribution	10	BO	DOB	3,029	3,029	4,327	1,298
51	300					*Glenbrook South High School				3,029	3,029	4,327	1,298
51	---					*Drivers Education				7,362	6,379	9,299	1,937

				Account			Bdgt			2013-14	2013-14	2014-15	2014-15
FDTLOC	FUNC	OBJ	SJ	Quick Key	OBJ	Bldg	Dept	Indv	Budget	FY Activity	Budget	Variance	
51				Social Security Fund									
1020				English									
200				Glenbrook North High School									
51E200	1130	2130	00	001020	F1020	10	BO	DOB	11,689	8,565	9,287	-2,402	
51E200	1130	2140	00	001020	E1020	10	BO	DOB	25,156	25,156	26,208	1,052	
51	200								36,845	33,721	35,495	-1,350	
300				Glenbrook South High School									
51E300	1130	2130	00	001020	F1020S	10	BO	DOB	8,351	8,351	10,682	2,331	
51E300	1130	2140	00	001020	E1020S	10	BO	DOB	35,106	35,106	36,352	1,246	
51	300								43,457	43,457	47,034	3,577	
51	---								80,302	77,178	82,529	2,227	
1025				Evening High School									
100				Administraton									
51E100	1130	2130	00	001025	F1025C	10	BO	DOB	34	34	124	90	
51E100	1130	2140	00	001025	E1025C	10	BO	DOB	2,990	2,817	3,708	718	
51E100	2410	2130	00	001025	F1025A	10	BO	DOB	15	15	0	-15	
51E100	2410	2140	00	001025	E1025A	10	BO	DOB	1,754	1,745	1,846	92	
51	100								4,793	4,611	5,678	885	
300				Glenbrook South High School									
51E300	2190	2130	00	001025	F1025D	10	BO	DOB	727	716	727	0	
51E300	2190	2140	00	001025	E1025D	10	BO	DOB	170	167	170	0	
51	300								897	883	897	0	
51	---								5,690	5,494	6,575	885	

				Account			Bdgt			2013-14	2013-14	2014-15	2014-15
FDTLOC	FUNC	OBJ	SJ	Quick Key	OBJ	Bldg	Dept	Indv	Budget	FY Activity	Budget	Variance	
51				Social Security Fund									
1030				World Language									
200				Glenbrook North High School									
51E200	1130	2130	00	001030	F1030	10	BO	DOB	5,344	5,344	4,240	-1,104	
51E200	1130	2140	00	001030	E1030	10	BO	DOB	20,824	20,824	21,143	319	
51	200				*Glenbrook North High School				26,168	26,168	25,383	-785	
300				Glenbrook South High School									
51E300	1130	2130	00	001030	F1030S	10	BO	DOB	2,832	2,832	3,266	434	
51E300	1130	2140	00	001030	E1030S	10	BO	DOB	24,622	24,622	27,707	3,085	
51	300				*Glenbrook South High School				27,454	27,454	30,973	3,519	
51	---				*World Language				53,622	53,622	56,356	2,734	
1035				Health Education									
200				Glenbrook North High School									
51E200	1130	2140	00	001035	E1035	10	BO	DOB	2,078	2,078	2,269	191	
51	200				*Glenbrook North High School				2,078	2,078	2,269	191	
300				Glenbrook South High School									
51E300	1130	2140	00	001035	E1035S	10	BO	DOB	2,187	2,187	3,179	992	
51	300				*Glenbrook South High School				2,187	2,187	3,179	992	
51	---				*Health Education				4,265	4,265	5,448	1,183	
1040				Math									
200				Glenbrook North High School									
51E200	1130	2130	00	001040	F1040	10	BO	DOB	5,626	5,626	5,927	301	
51E200	1130	2140	00	001040	E1040	10	BO	DOB	22,852	22,852	25,526	2,674	
51	200				*Glenbrook North High School				28,478	28,478	31,453	2,975	

				Account			Bdgt			2013-14	2013-14	2014-15	2014-15
FDTLOC	FUNC	OBJ	SJ	Quick Key	OBJ	Bldg	Dept	Indv	Budget	FY Activity	Budget	Variance	
51				Social Security Fund									
1040				Math									
300				Glenbrook South High School									
51E300	1130	2130	00	001040	F1040S	FICA Contribution	10	BO	DOB	9,838	9,838	10,869	1,031
51E300	1130	2140	00	001040	E1040S	Medicare Contribution	10	BO	DOB	35,122	35,122	40,112	4,990
51	300					*Glenbrook South High School				44,960	44,960	50,981	6,021
51	---					*Math				73,438	73,438	82,434	8,996
1045				Music/Performing Arts									
200				Glenbrook North High School									
51E200	1130	2130	00	001045	F1045	FICA Contribution	10	BO	DOB	1,644	977	580	-1,064
51E200	1130	2140	00	001045	E1045	Medicare Contribution	10	BO	DOB	6,501	6,501	6,799	298
51	200					*Glenbrook North High School				8,145	7,478	7,379	-766
300				Glenbrook South High School									
51E300	1130	2130	00	001045	F1045S	FICA Contribution	10	BO	DOB	1,219	1,219	1,203	-16
51E300	1130	2140	00	001045	E1045S	Medicare Contribution	10	BO	DOB	4,539	4,539	5,308	769
51	300					*Glenbrook South High School				5,758	5,758	6,511	753
51	---					*Music/Performing Arts				13,903	13,236	13,890	-13
1050				Physical Education / Health									
200				Glenbrook North High School									
51E200	1130	2130	00	001050	F1050	FICA Contribution	10	BO	DOB	6,532	6,532	7,312	780
51E200	1130	2140	00	001050	E1050	Medicare Contribution	10	BO	DOB	20,494	20,494	19,654	-840
51	200					*Glenbrook North High School				27,026	27,026	26,966	-60



				Account			Bdgt			2013-14	2013-14	2014-15	2014-15
FDTLOC	FUNC	OBJ	SJ	Quick Key	OBJ	Bldg	Dept	Indv	Budget	FY Activity	Budget	Variance	
51				Social Security Fund									
1050				Physical Education / Health									
300				Glenbrook South High School									
51E300	1130	2130	00	001050	F1050S	FICA Contribution	10	BO	DOB	3,953	3,953	3,967	14
51E300	1130	2140	00	001050	E1050S	Medicare Contribution	10	BO	DOB	19,665	19,665	25,372	5,707
51	300					*Glenbrook South High School				23,618	23,618	29,339	5,721
51	---					*Physical Education / Health				50,644	50,644	56,305	5,661
1055				Science									
200				Glenbrook North High School									
51E200	1130	2130	00	001055	F1055	FICA Contribution	10	BO	DOB	4,324	4,324	4,647	323
51E200	1130	2140	00	001055	E1055	Medicare Contribution	10	BO	DOB	29,405	29,405	34,436	5,031
51	200					*Glenbrook North High School				33,729	33,729	39,083	5,354
300				Glenbrook South High School									
51E300	1130	2130	00	001055	F1055S	FICA Contribution	10	BO	DOB	2,226	2,226	2,684	458
51E300	1130	2140	00	001055	E1055S	Medicare Contribution	10	BO	DOB	36,510	36,510	43,765	7,255
51	300					*Glenbrook South High School				38,736	38,736	46,449	7,713
51	---					*Science				72,465	72,465	85,532	13,067
1060				Social Studies									
200				Glenbrook North High School									
51E200	1130	2140	00	001060	E1060	Medicare Contribution	10	BO	DOB	18,263	18,263	22,066	3,803
51	200					*Glenbrook North High School				18,263	18,263	22,066	3,803
300				Glenbrook South High School									
51E300	1130	2130	00	001060	F1060S	FICA Contribution	10	BO	DOB	2,736	2,736	2,790	54
51E300	1130	2140	00	001060	E1060S	Medicare Contribution	10	BO	DOB	26,645	26,645	32,337	5,692

				Account			Bdgt			2013-14	2013-14	2014-15	2014-15
FDTLOC	FUNC	OBJ	SJ	Quick Key	OBJ	Bldg	Dept	Indv	Budget	FY Activity	Budget	Variance	
51				Social Security Fund									
1060				Social Studies									
300				Glenbrook South High School									
51	300				*Glenbrook South High School				29,381	29,381	35,127	5,746	
51	---				*Social Studies				47,644	47,644	57,193	9,549	
1065				Team									
200				Glenbrook North High School									
51E200	1130	2140	00	001065	E1065	10	BO	DOB	8,137	8,137	7,928	-209	
51	200				*Glenbrook North High School				8,137	8,137	7,928	-209	
300				Glenbrook South High School									
51E300	1130	2140	00	001065	E1065S	10	BO	DOB	6,663	6,663	10,122	3,459	
51	300				*Glenbrook South High School				6,663	6,663	10,122	3,459	
51	---				*Team				14,800	14,800	18,050	3,250	
1150				Reading Improvement									
200				Glenbrook North High School									
51E200	1130	2140	00	001150	E1150	10	BO	DOB	570	570	2,843	2,273	
51	200				*Glenbrook North High School				570	570	2,843	2,273	
300				Glenbrook South High School									
51E300	1130	2140	00	001150	E1150S	10	BO	DOB	3,303	3,303	2,818	-485	
51	300				*Glenbrook South High School				3,303	3,303	2,818	-485	
51	---				*Reading Improvement				3,873	3,873	5,661	1,788	

				Account			Bdgt			2013-14	2013-14	2014-15	2014-15
FDTLOC	FUNC	OBJ	SJ	Quick Key	OBJ	Bldg	Dept	Indv	Budget	FY Activity	Budget	Variance	
51				Social Security Fund									
1160				Summer School									
100				Administraton									
51E100	1601	2130	00	001160	F1160A	10	BO	DOB	4,324	2,696	2,852	-1,472	
51E100	1601	2140	00	001160	E1160A	10	BO	DOB	5,797	5,587	6,206	409	
51E100	2542	2130	00	001160	F1160B	10	BO	DOB	1,105	1,105	1,240	135	
51E100	2542	2140	00	001160	E1160B	10	BO	DOB	259	259	290	31	
51	100				*Administraton				11,485	9,647	10,588	-897	
51	---				*Summer School				11,485	9,647	10,588	-897	
1180				English as a Second Language									
200				Glenbrook North High School									
51E200	1800	2140	00	001180	E1180	10	BO	DOB	1,103	1,103	1,144	41	
51	200				*Glenbrook North High School				1,103	1,103	1,144	41	
300				Glenbrook South High School									
51E300	1800	2140	00	001180	E1180S	10	BO	DOB	4,531	4,531	4,417	-114	
51	300				*Glenbrook South High School				4,531	4,531	4,417	-114	
51	---				*English as a Second Language				5,634	5,634	5,561	-73	
1300				Special Education									
100				Administraton									
51E100	1400	2130	00	001300	F1300A	10	BO	DOB	3,712	3,712	5,833	2,121	
51E100	1400	2140	00	001300	E1300	10	BO	DOB	868	868	1,364	496	
51E100	2330	2130	00	001300	F1300	10	BO	DOB	4,553	2,564	5,383	830	
51E100	2330	2140	00	001300	E1300A	10	BO	DOB	4,221	3,564	3,566	-655	
51	100				*Administraton				13,354	10,708	16,146	2,792	

				Account			Bdgt			2013-14	2013-14	2014-15	2014-15
FDTLOC	FUNC	OBJ	SJ	Quick Key	OBJ	Bldg	Dept	Indv	Budget	FY Activity	Budget	Variance	
51				Social Security Fund									
1300				Special Education									
200				Glenbrook North High School									
51E200	2330	2130	00	001300	F1300N	FICA Contribution	10	BO	DOB	1,874	1,874	1,973	99
51E200	2330	2140	00	001300	E1300N	Medicare Contribution	10	BO	DOB	2,129	2,129	2,226	97
51	200					*Glenbrook North High School				4,003	4,003	4,199	196
300				Glenbrook South High School									
51E300	2330	2130	00	001300	F1300S	FICA Contribution	10	BO	DOB	1,800	1,800	1,914	114
51E300	2330	2140	00	001300	E1300S	Medicare Contribution	10	BO	DOB	1,982	1,982	2,503	521
51	300					*Glenbrook South High School				3,782	3,782	4,417	635
51	---					*Special Education				21,139	18,493	24,762	3,623
1310				Physically Handicapped									
100				Administraton									
51E100	1204	2130	00	001310	F1310	FICA Contribution	10	BO	DOB	31,674	31,674	27,973	-3,701
51E100	1204	2140	00	001310	E1310	Medicare Contribution	10	BO	DOB	8,605	8,605	8,542	-63
51	100					*Administraton				40,279	40,279	36,515	-3,764
51	---					*Physically Handicapped				40,279	40,279	36,515	-3,764
1312				Behavior Disorders									
200				Glenbrook North High School									
51E200	1212	2130	00	001312	F1312	FICA Contribution	10	BO	DOB	2,728	2,728	4,043	1,315
51E200	1212	2140	00	001312	E1312	Medicare Contribution	10	BO	DOB	4,135	4,135	4,675	540
51	200					*Glenbrook North High School				6,863	6,863	8,718	1,855

				Account			Bdgt			2013-14	2013-14	2014-15	2014-15
FDTLOC	FUNC	OBJ	SJ	Quick Key	OBJ	Bldg	Dept	Indv	Budget	FY Activity	Budget	Variance	
51				Social Security Fund									
1312				Behavior Disorders									
300				Glenbrook South High School									
51E300	1212	2130	00	001312	F1312S	FICA Contribution	10	BO	DOB	0	0	3,325	3,325
51E300	1212	2140	00	001312	E1312S	Medicare Contribution	10	BO	DOB	1,775	1,775	2,617	842
51	300					*Glenbrook South High School				1,775	1,775	5,942	4,167
51	---					*Behavior Disorders				8,638	8,638	14,660	6,022
1320				DLS Cross Categorical									
100				Administraton									
51E100	1220	2130	00	001320	F1320A	FICA Contribution	10	BO	DOB	91	91	0	-91
51E100	1220	2140	00	001320	E1320	Medicare Contribution	10	BO	DOB	89	89	111	22
51	100					*Administraton				180	180	111	-69
200				Glenbrook North High School									
51E200	1220	2130	00	001320	F1320N	FICA Contribution	10	BO	DOB	4,207	4,200	3,040	-1,167
51E200	1220	2140	00	001320	E1320N	Medicare Contribution	10	BO	DOB	5,211	5,211	5,243	32
51	200					*Glenbrook North High School				9,418	9,411	8,283	-1,135
300				Glenbrook South High School									
51E300	1220	2130	00	001320	F1320S	FICA Contribution	10	BO	DOB	6,060	6,060	6,231	171
51E300	1220	2140	00	001320	E1320S	Medicare Contribution	10	BO	DOB	9,357	9,357	11,867	2,510
51	300					*Glenbrook South High School				15,417	15,417	18,098	2,681
51	---					*DLS Cross Categorical				25,015	25,008	26,492	1,477

				Account			Bdgt			2013-14	2013-14	2014-15	2014-15
FDTLOC	FUNC	OBJ	SJ	Quick Key	OBJ	Bldg	Dept	Indv	Budget	FY Activity	Budget	Variance	
51				Social Security Fund									
1322				Learning Disabilities									
200				Glenbrook North High School									
51E200	1205	2130	00	001322	FICA Contribution	10	BO	DOB	0	0	2,660	2,660	
51E200	1205	2140	00	001322	E1322 Medicare Contribution	10	BO	DOB	13,363	13,363	14,945	1,582	
51E200	2150	2140	00	001322	E1322A Medicare Contribution	10	BO	DOB	1,909	1,437	1,752	-157	
									<hr/>				
51	200				*Glenbrook North High School				15,272	14,800	19,357	4,085	
300				Glenbrook South High School									
51E300	1205	2140	00	001322	E1322S Medicare Contribution	10	BO	DOB	10,399	10,399	12,070	1,671	
51E300	2150	2140	00	001322	E1322B Medicare Contribution	10	BO	DOB	1,268	1,268	2,284	1,016	
									<hr/>				
51	300				*Glenbrook South High School				11,667	11,667	14,354	2,687	
51	---				*Learning Disabilities				26,939	26,467	33,711	6,772	
1350				Transition Program Services									
100				Administraton									
51E100	1220	2130	00	001350	F1350 FICA Contribution	10	BO	DOB	16,994	16,994	20,975	3,981	
51E100	1220	2140	00	001350	E1350 Medicare Contribution	10	BO	DOB	5,299	5,299	6,320	1,021	
									<hr/>				
51	100				*Administraton				22,293	22,293	27,295	5,002	
200				Glenbrook North High School									
51E200	1220	2140	00	001350	E1350N Medicare Contribution	10	BO	DOB	2,111	2,111	2,305	194	
51E200	2150	2140	00	001350	E135N Medicare Contribution	10	BO	DOB	505	505	0	-505	
									<hr/>				
51	200				*Glenbrook North High School				2,616	2,616	2,305	-311	
300				Glenbrook South High School									
51E300	1220	2140	00	001350	E1350S Medicare Contribution	10	BO	DOB	1,243	1,243	1,637	394	
									<hr/>				
51	300				*Glenbrook South High School				1,243	1,243	1,637	394	

			Account		Bdgt			2013-14	2013-14	2014-15	2014-15		
FDTLOC	FUNC	OBJ	SJ	Quick Key	OBJ	Bldg	Dept	Indv	Budget	FY Activity	Budget	Variance	
51				Social Security Fund									
1350				Transition Program Services									
000													
51	---				*Transition Program Services				26,152	26,152	31,237	5,085	
1360				Off Campus									
500				Glenbrook Off Campus Center									
51E500	1212	2130	00	001360	F1360A	FICA Contribution	10	BO	DOB	17,799	17,799	17,721	-78
51E500	1212	2140	00	001360	E1360	Medicare Contribution	10	BO	DOB	13,744	13,744	14,634	890
51E500	2113	2140	00	001360	E1360B	Medicare Contribution	10	BO	DOB	1,687	1,669	1,752	65
51E500	2140	2140	00	001360	E1360C	Medicare Contribution	10	BO	DOB	2,701	2,385	3,393	692
51E500	2330	2130	00	001360	F1360	FICA Contribution	10	BO	DOB	2,003	1,665	2,012	9
51E500	2330	2140	00	001360	E1360D	Medicare Contribution	10	BO	DOB	2,427	2,284	1,946	-481
51	500								40,361	39,546	41,458	1,097	
51	---								40,361	39,546	41,458	1,097	
1370				Hospital Instruction Services									
100				Administraton									
51E100	1213	2140	00	001370	E1370	Medicare Contribution	10	BO	DOB	1,550	1,550	1,624	74
51	100								1,550	1,550	1,624	74	
51	---								1,550	1,550	1,624	74	
1380				Glenbrook United									
500				Glenbrook Off Campus Center									
51E500	1259	2140	00	001380	E1380	Medicare Contribution	10	BO	DOB	326	326	435	109
51	500								326	326	435	109	
51	---								326	326	435	109	

			Account		Bdgt			2013-14	2013-14	2014-15	2014-15	
FDTLOC	FUNC	OBJ	SJ	Quick Key	OBJ	Bldg	Dept	Indv	Budget	FY Activity	Budget	Variance
51				Social Security Fund								
1405				Applied Technology								
200				Glenbrook North High School								
51E200	1400	2140	00	001405	E1405	10	BO	DOB	2,302	2,124	4,250	1,948
51	200								2,302	2,124	4,250	1,948
51	---								2,302	2,124	4,250	1,948
1410				Broadcasting-Radio								
200				Glenbrook North High School								
51E200	1400	2130	00	001410	F1410	10	BO	DOB	803	411	775	-28
51E200	1400	2140	00	001410	E1410	10	BO	DOB	2,421	2,421	2,929	508
51	200								3,224	2,832	3,704	480
300				Glenbrook South High School								
51E300	1400	2130	00	001410	F1410S	10	BO	DOB	903	903	977	74
51E300	1400	2140	00	001410	E1410S	10	BO	DOB	3,617	3,617	4,177	560
51	300								4,520	4,520	5,154	634
51	---								7,744	7,352	8,858	1,114
1415				Business Education								
200				Glenbrook North High School								
51E200	1400	2140	00	001415	E1415	10	BO	DOB	4,314	4,314	4,777	463
51	200								4,314	4,314	4,777	463
300				Glenbrook South High School								
51E300	1400	2140	00	001415	E1415S	10	BO	DOB	8,144	8,144	9,942	1,798
51	300								8,144	8,144	9,942	1,798



			Account		Bdgt			2013-14	2013-14	2014-15	2014-15	
FDTLOC	FUNC	OBJ	SJ	Quick Key	OBJ	Bldg	Dept	Indv	Budget	FY Activity	Budget	Variance
51				Social Security Fund								
1415				Business Education								
000												
51	---				*Business Education				12,458	12,458	14,719	2,261
1425				Home Economics								
200				Glenbrook North High School								
51E200	1400	2140	00	001425	E1425	10	BO	DOB	3,602	3,602	5,756	2,154
51	200				*Glenbrook North High School				3,602	3,602	5,756	2,154
300				Glenbrook South High School								
51E300	1400	2140	00	001425	E1425S	10	BO	DOB	3,723	3,723	3,177	-546
51	300				*Glenbrook South High School				3,723	3,723	3,177	-546
51	---				*Home Economics				7,325	7,325	8,933	1,608
1430				Industrial Arts								
300				Glenbrook South High School								
51E300	1400	2140	00	001430	E1430	10	BO	DOB	6,735	6,735	7,481	746
51	300				*Glenbrook South High School				6,735	6,735	7,481	746
51	---				*Industrial Arts				6,735	6,735	7,481	746
1435				Nursery School								
200				Glenbrook North High School								
51E200	1400	2130	00	001435	F1435	10	BO	DOB	2,101	1,550	1,852	-249
51E200	1400	2140	00	001435	E1435	10	BO	DOB	492	363	433	-59
51	200				*Glenbrook North High School				2,593	1,913	2,285	-308

				Account			Bdgt			2013-14	2013-14	2014-15	2014-15
FDTLOC	FUNC	OBJ	SJ	Quick Key	OBJ	Bldg	Dept	Indv	Budget	FY Activity	Budget	Variance	
51				Social Security Fund									
1435				Nursery School									
300				Glenbrook South High School									
51E300	1400	2130	00	001435	F1435S	FICA Contribution	10	BO	DOB	1,333	1,333	1,403	70
51E300	1400	2140	00	001435	E1435S	Medicare Contribution	10	BO	DOB	312	312	328	16
51	300					*Glenbrook South High School				1,645	1,645	1,731	86
51	---					*Nursery School				4,238	3,558	4,016	-222
1650				Academy									
100				Administraton									
51E100	1650	2140	00	001650	E1650	Medicare Contribution	10	BO	DOB	7,302	7,302	7,877	575
51	100					*Administraton				7,302	7,302	7,877	575
51	---					*Academy				7,302	7,302	7,877	575
2110				Dean's Office									
200				Glenbrook North High School									
51E200	2111	2130	00	002110	F2110N	FICA Contribution	10	BO	DOB	17,508	17,508	18,110	602
51E200	2111	2140	00	002110	E2110N	Medicare Contribution	10	BO	DOB	4,157	4,157	4,319	162
51E200	2490	2130	00	002110	F2110	FICA Contribution	10	BO	DOB	3,187	3,187	3,310	123
51E200	2490	2140	00	002110	E2490	Medicare Contribution	10	BO	DOB	6,105	6,105	5,721	-384
51	200					*Glenbrook North High School				30,957	30,957	31,460	503
300				Glenbrook South High School									
51E300	2111	2130	00	002110	F2110S	FICA Contribution	10	BO	DOB	12,450	12,450	24,400	11,950
51E300	2111	2140	00	002110	E2110S	Medicare Contribution	10	BO	DOB	3,007	3,007	5,808	2,801
51E300	2490	2130	00	002110	FS2110	FICA Contribution	10	BO	DOB	3,129	3,129	2,589	-540
51E300	2490	2140	00	002110	E2490S	Medicare Contribution	10	BO	DOB	6,162	6,162	6,280	118
51	300					*Glenbrook South High School				24,748	24,748	39,077	14,329
51	---					*Dean's Office				55,705	55,705	70,537	14,832

				Account			Bdgt			2013-14	2013-14	2014-15	2014-15
FDTLOC	FUNC	OBJ	SJ	Quick Key	OBJ	Bldg	Dept	Indv	Budget	FY Activity	Budget	Variance	
51				Social Security Fund									
2114				Residency									
100				Administraton									
51E100	2114	2130	00	002114	F2114	10	BO	DOB	1,246	1,246	1,051	-195	
51E100	2114	2140	00	002114	E2114	10	BO	DOB	385	385	345	-40	
51	100								1,631	1,631	1,396	-235	
51	---								1,631	1,631	1,396	-235	
2116				GEA									
100				Administraton									
51E100	2640	2140	00	002116	E2116	10	BO	DOB	1,028	639	668	-360	
51	100								1,028	639	668	-360	
51	---								1,028	639	668	-360	
2120				Guidance Services									
100				Administraton									
51E100	2121	2130	00	002120	F2120	10	BO	DOB	1,404	1,404	1,447	43	
51E100	2121	2140	00	002120	E2120	10	BO	DOB	328	328	339	11	
51	100								1,732	1,732	1,786	54	
200				Glenbrook North High School									
51E200	2121	2130	00	002120	F2120N	10	BO	DOB	20,319	20,319	21,535	1,216	
51E200	2121	2140	00	002120	E2120N	10	BO	DOB	21,177	21,177	24,137	2,960	
51	200								41,496	41,496	45,672	4,176	
300				Glenbrook South High School									
51E300	2113	2130	00	002120		10	BO	DOB	16	16	0	-16	
51E300	2113	2140	00	002120		10	BO	DOB	4	4	0	-4	
51E300	2121	2130	00	002120	F2120S	10	BO	DOB	23,010	23,010	22,528	-482	

				Account			Bdgt			2013-14	2013-14	2014-15	2014-15
FDTLOC	FUNC	OBJ	SJ	Quick Key	OBJ	Bldg	Dept	Indv	Budget	FY Activity	Budget	Variance	
51				Social Security Fund									
2120				Guidance Services									
300				Glenbrook South High School									
51E300	2121	2140	00	002120	E2120S	10	BO	DOB	26,450	26,450	29,063	2,613	
51E300	2210	2130	00	002120	FICA Contribution	10	BO	DOB	90	90	0	-90	
51E300	2210	2140	00	002120	Medicare Contribution	10	BO	DOB	21	21	0	-21	
51	300				*Glenbrook South High School				49,591	49,591	51,591	2,000	
51	---				*Guidance Services				92,819	92,819	99,049	6,230	
2123				Crisis Intervention									
200				Glenbrook North High School									
51E200	2121	2140	00	002123	E2123	10	BO	DOB	2,301	2,301	2,443	142	
51	200				*Glenbrook North High School				2,301	2,301	2,443	142	
300				Glenbrook South High School									
51E300	2121	2140	00	002123	E2123S	10	BO	DOB	2,948	2,948	3,534	586	
51	300				*Glenbrook South High School				2,948	2,948	3,534	586	
51	---				*Crisis Intervention				5,249	5,249	5,977	728	
2126				Peer Counseling									
100				Administraton									
51E100	2121	2140	00	002126	E2126	10	BO	DOB	73	73	174	101	
51	100				*Administraton				73	73	174	101	
200				Glenbrook North High School									
51E200	2121	2140	00	002126	E2126N	10	BO	DOB	1,740	1,740	2,792	1,052	
51	200				*Glenbrook North High School				1,740	1,740	2,792	1,052	

				Account			Bdgt			2013-14	2013-14	2014-15	2014-15
FDTLOC	FUNC	OBJ	SJ	Quick Key	OBJ	Bldg	Dept	Indv	Budget	FY Activity	Budget	Variance	
51				Social Security Fund									
2126				Peer Counseling									
300				Glenbrook South High School									
51E300	2121	2140	00	002126	E2126S	10	BO	DOB	1,669	1,669	2,254	585	
51	300								1,669	1,669	2,254	585	
51	---								3,482	3,482	5,220	1,738	
2130				Health Service									
200				Glenbrook North High School									
51E200	2130	2130	00	002130	F2130	10	BO	DOB	4,249	4,249	477	-3,772	
51E200	2130	2140	00	002130	E2130	10	BO	DOB	2,024	2,024	2,209	185	
51	200								6,273	6,273	2,686	-3,587	
300				Glenbrook South High School									
51E300	2130	2130	00	002130	F2130S	10	BO	DOB	6,652	6,652	7,254	602	
51E300	2130	2140	00	002130	E2130S	10	BO	DOB	3,002	3,002	3,286	284	
51	300								9,654	9,654	10,540	886	
51	---								15,927	15,927	13,226	-2,701	
2140				Social Work Services									
100				Administraton									
51E100	2113	2130	00	002140	F2140	10	BO	DOB	1,820	893	595	-1,225	
51E100	2113	2140	00	002140	E2140	10	BO	DOB	14,819	14,637	16,984	2,165	
51	100								16,639	15,530	17,579	940	
51	---								16,639	15,530	17,579	940	

				Account			Bdgt			2013-14	2013-14	2014-15	2014-15
FDTLOC	FUNC	OBJ	SJ	Quick Key	OBJ	Bldg	Dept	Indv	Budget	FY Activity	Budget	Variance	
51				Social Security Fund									
2150				Psychological Services									
100				Administraton									
51E100	2140	2130	00	002150	F2150	10	BO	DOB	1,512	744	1,488	-24	
51E100	2140	2140	00	002150	E2150	10	BO	DOB	350	350	805	455	
51	100				*Administraton				1,862	1,094	2,293	431	
200				Glenbrook North High School									
51E200	2140	2140	00	002150	EN2150	10	BO	DOB	6,507	6,507	7,063	556	
51	200				*Glenbrook North High School				6,507	6,507	7,063	556	
300				Glenbrook South High School									
51E300	2140	2140	00	002150	ES2150	10	BO	DOB	4,359	4,359	4,685	326	
51	300				*Glenbrook South High School				4,359	4,359	4,685	326	
51	---				*Psychological Services				12,728	11,960	14,041	1,313	
2190				Other (hallway Supervision)									
200				Glenbrook North High School									
51E200	2190	2130	00	002190	F2190N	10	BO	DOB	20,218	20,218	21,963	1,745	
51E200	2190	2140	00	002190	E2190N	10	BO	DOB	4,729	4,729	5,137	408	
51	200				*Glenbrook North High School				24,947	24,947	27,100	2,153	
300				Glenbrook South High School									
51E300	2190	2130	00	002190	F2190S	10	BO	DOB	18,877	18,877	19,804	927	
51E300	2190	2140	00	002190	E2190S	10	BO	DOB	4,415	4,415	4,632	217	
51	300				*Glenbrook South High School				23,292	23,292	24,436	1,144	
51	---				*Other (hallway Supervision)				48,239	48,239	51,536	3,297	

				Account			Bdgt			2013-14	2013-14	2014-15	2014-15
FDTLOC	FUNC	OBJ	SJ	Quick Key	OBJ	Bldg	Dept	Indv	Budget	FY Activity	Budget	Variance	
51				Social Security Fund									
2210				Improvement of Instruction									
100				Administraton									
51E100	2210	2130	00	002210	F2210	10	BO	DOB	225	6	0	-225	
51E100	2210	2140	00	002210	E2210	10	BO	DOB	2,052	1,487	2,233	181	
51	100				*Administraton				2,277	1,493	2,233	-44	
200				Glenbrook North High School									
51E200	2210	2130	00	002210	F2210N	10	BO	DOB	12	12	0	-12	
51E200	2210	2140	00	002210	EN2210	10	BO	DOB	316	316	0	-316	
51	200				*Glenbrook North High School				328	328	0	-328	
300				Glenbrook South High School									
51E300	2200	2140	00	002210		10	BO	DOB	179	179	0	-179	
51E300	2210	2130	00	002210		10	BO	DOB	26	26	0	-26	
51E300	2210	2140	00	002210	E2210S	10	BO	DOB	619	619	553	-66	
51	300				*Glenbrook South High School				824	824	553	-271	
51	---				*Improvement of Instruction				3,429	2,645	2,786	-643	
2213				Glenbrook Days									
100				Administraton									
51E100	2210	2140	00	002213	E2213	10	BO	DOB	409	409	435	26	
51	100				*Administraton				409	409	435	26	
200				Glenbrook North High School									
51E200	2210	2140	00	002213	E2213N	10	BO	DOB	3,784	3,784	4,278	494	
51	200				*Glenbrook North High School				3,784	3,784	4,278	494	

Account			Bdgt			2013-14	2013-14	2014-15	2014-15		
FDTLOC	FUNC	OBJ	Quick Key	OBJ	Bldg	Dept	Indv	Budget	FY Activity	Budget	Variance
51			Social Security Fund								
2213			Glenbrook Days								
300			Glenbrook South High School								
51E300	2210	2140 00 002213	E2213S	Medicare Contribution	10	BO	DOB	4,776	4,776	5,655	879
51	300			*Glenbrook South High School				4,776	4,776	5,655	879
51	---			*Glenbrook Days				8,969	8,969	10,368	1,399
2220			Library								
100			Administraton								
51E100	2222	2130 00 002220	FD2220	FICA Contribution	10	BO	DOB	0	0	3,229	3,229
51E100	2222	2140 00 002220	ED2220	Medicare Contribution	10	BO	DOB	0	0	2,955	2,955
51	100			*Administraton				0	0	6,184	6,184
200			Glenbrook North High School								
51E200	2222	2130 00 002220	F2220	FICA Contribution	10	BO	DOB	9,593	9,593	6,310	-3,283
51E200	2222	2140 00 002220	E2222	Medicare Contribution	10	BO	DOB	8,419	8,419	5,962	-2,457
51	200			*Glenbrook North High School				18,012	18,012	12,272	-5,740
300			Glenbrook South High School								
51E300	2222	2130 00 002220	F2220S	FICA Contribution	10	BO	DOB	10,752	10,752	11,410	658
51E300	2222	2140 00 002220	E2222S	Medicare Contribution	10	BO	DOB	8,078	8,078	9,083	1,005
51	300			*Glenbrook South High School				18,830	18,830	20,493	1,663
51	---			*Library				36,842	36,842	38,949	2,107
2310			Board Of Education								
100			Administraton								
51E100	2310	2130 00 002310	F2310	FICA Contribution	10	BO	DOB	1,067	1,067	403	-664
51E100	2310	2140 00 002310	E2310	Medicare Contribution	10	BO	DOB	698	698	756	58



Account			Bdgt			2013-14	2013-14	2014-15	2014-15		
FDTLOC	FUNC	OBJ	Quick Key	OBJ	Bldg	Dept	Indv	Budget	FY Activity	Budget	Variance
51			Social Security Fund								
2310			Board Of Education								
100			Administraton								
51 100				*Administraton				1,765	1,765	1,159	-606
51 ---				*Board Of Education				1,765	1,765	1,159	-606
2312			District Retirement Program								
100			Administraton								
51E100	1130	2140 00 002312	E2312K	Medicare Contribution	10	BO	DOB	401	0	0	-401
51E100	1205	2140 00 002312	E2312P	Medicare Contribution	10	BO	DOB	64	0	0	-64
51E100	1520	2140 00 002312	E1520	Medicare Contribution	10	BO	DOB	105	105	0	-105
51E100	1700	2140 00 002312		Medicare Contribution	10	BO	DOB	19	19	0	-19
51E100	2113	2140 00 002312	E2312N	Medicare Contribution	10	BO	DOB	3	-9	0	-3
51E100	2121	2140 00 002312	E2312	Medicare Contribution	10	BO	DOB	16	0	0	-16
51E100	2140	2140 00 002312	ED2312	Medicare Contribution	10	BO	DOB	54	0	0	-54
51E100	2222	2140 00 002312	E2312B	Medicare Contribution	10	BO	DOB	20	0	0	-20
51E100	2490	2140 00 002312	E2312I	Medicare Contribution	10	BO	DOB	90	0	0	-90
51E100	2510	2140 00 002312	ED2312A	Medicare Contribution	10	BO	DOB	92	0	0	-92
51 100				*Administraton				864	115	0	-864
51 ---				*District Retirement Program				864	115	0	-864
2320			Superintendent's Office								
100			Administraton								
51E100	2321	2130 00 002320	F2320	FICA Contribution	10	BO	DOB	5,154	5,154	5,560	406
51E100	2321	2140 00 002320	E2321	Medicare Contribution	10	BO	DOB	4,779	4,779	5,017	238
51 100				*Administraton				9,933	9,933	10,577	644
51 ---				*Superintendent's Office				9,933	9,933	10,577	644

Account			Bdgt			2013-14	2013-14	2014-15	2014-15		
FDTLOC	FUNC	OBJ	Quick Key	OBJ	Bldg	Dept	Indv	Budget	FY Activity	Budget	Variance
51			Social Security Fund								
2324			Asst. Superintendent's Office								
100			Administraton								
51E100	2322	2130 00 002324	F2324	FICA Contribution	10	BO	DOB	3,789	3,789	3,635	-154
51E100	2322	2140 00 002324	E2324	Medicare Contribution	10	BO	DOB	2,682	2,682	2,677	-5
51 100				*Administraton				6,471	6,471	6,312	-159
51 ---				*Asst. Superintendent's Office				6,471	6,471	6,312	-159
2410			Principal's Office								
200			Glenbrook North High School								
51E200	2410	2130 00 002410	F2410	FICA Contribution	10	BO	DOB	15,481	15,481	16,472	991
51E200	2410	2140 00 002410	E2410	Medicare Contribution	10	BO	DOB	10,571	10,571	11,007	436
51E200	2490	2130 00 002410	F2410A	FICA Contribution	10	BO	DOB	14,320	14,320	15,951	1,631
51E200	2490	2140 00 002410	E2410A	Medicare Contribution	10	BO	DOB	16,320	16,320	16,478	158
51 200				*Glenbrook North High School				56,692	56,692	59,908	3,216
300			Glenbrook South High School								
51E300	1520	2130 00 002410	F2410B	FICA Contribution	10	BO	DOB	126	126	0	-126
51E300	1520	2140 00 002410	E2410B	Medicare Contribution	10	BO	DOB	77	77	73	-4
51E300	2410	2130 00 002410	F2410S	FICA Contribution	10	BO	DOB	13,867	13,867	16,243	2,376
51E300	2410	2140 00 002410	E2410S	Medicare Contribution	10	BO	DOB	9,909	9,909	10,607	698
51E300	2490	2130 00 002410	F2410S1	FICA Contribution	10	BO	DOB	14,685	14,685	15,836	1,151
51E300	2490	2140 00 002410	E2410S1	Medicare Contribution	10	BO	DOB	16,149	16,149	18,624	2,475
51 300				*Glenbrook South High School				54,813	54,813	61,383	6,570
51 ---				*Principal's Office				111,505	111,505	121,291	9,786
2510			Business Office								
100			Administraton								
51E100	2510	2130 00 002510	F2510	FICA Contribution	10	BO	DOB	7,660	7,633	8,040	380
51E100	2510	2140 00 002510	E2510A	Medicare Contribution	10	BO	DOB	4,231	4,231	4,470	239

				Account			Bdgt			2013-14	2013-14	2014-15	2014-15
FDTLOC	FUNC	OBJ	SJ	Quick Key	OBJ	Bldg	Dept	Indv	Budget	FY Activity	Budget	Variance	
51				Social Security Fund									
2510				Business Office									
100				Administraton									
51 100					*Administraton				11,891	11,864	12,510	619	
51 ---					*Business Office				11,891	11,864	12,510	619	
2520				Fiscal Services									
100				Administraton									
51E100	2520	2130	00	002520	F2520	10	BO	DOB	28,460	27,778	29,439	979	
51E100	2520	2140	00	002520	E2520	10	BO	DOB	7,417	7,252	7,678	261	
51 100					*Administraton				35,877	35,030	37,117	1,240	
51 ---					*Fiscal Services				35,877	35,030	37,117	1,240	
2550				Transportation									
100				Administraton									
51E100	2550	2130	00	002550	F2550	10	BO	DOB	1,071	1,065	1,207	136	
51E100	2550	2140	00	002550	E2550	10	BO	DOB	251	249	282	31	
51 100					*Administraton				1,322	1,314	1,489	167	
51 ---					*Transportation				1,322	1,314	1,489	167	
2610				General Administration									
100				Administraton									
51E100	2610	2130	00	002610	F2610	10	BO	DOB	2,014	1,918	2,029	15	
51E100	2610	2140	00	002610	E2610	10	BO	DOB	471	449	475	4	
51 100					*Administraton				2,485	2,367	2,504	19	
51 ---					*General Administration				2,485	2,367	2,504	19	

				Account			Bdgt			2013-14	2013-14	2014-15	2014-15
FDTLOC	FUNC	OBJ	SJ	Quick Key	OBJ	Bldg	Dept	Indv	Budget	FY Activity	Budget	Variance	
51				Social Security Fund									
2630				Public Information Office									
100				Administraton									
51E100	2630	2130	00	002630	F2630	10	BO	DOB	9,000	7,409	8,060	-940	
51E100	2630	2140	00	002630	E2630	10	BO	DOB	2,106	1,733	1,885	-221	
51	100								11,106	9,142	9,945	-1,161	
51	---								11,106	9,142	9,945	-1,161	
2640				Human Resource Department									
100				Administraton									
51E100	2640	2130	00	002640	F2640	10	BO	DOB	11,830	11,830	10,616	-1,214	
51E100	2640	2140	00	002640	E2640	10	BO	DOB	5,041	5,041	2,284	-2,757	
51	100								16,871	16,871	12,900	-3,971	
51	---								16,871	16,871	12,900	-3,971	
2649				Health Promotion Program									
100				Administraton									
51E100	2640	2130	00	002649	F2649	10	BO	DOB	568	568	341	-227	
51E100	2640	2140	00	002649	E2649	10	BO	DOB	188	188	160	-28	
51	100								756	756	501	-255	
51	---								756	756	501	-255	
2660				Information Systems									
100				Administraton									
51E100	2660	2130	00	002660	F2660A	10	BO	DOB	45,219	43,532	47,112	1,893	
51E100	2660	2140	00	002660	E2660A	10	BO	DOB	11,006	10,598	11,018	12	
51	100								56,225	54,130	58,130	1,905	

				Account						2013-14	2013-14	2014-15	2014-15
FDTLOC	FUNC	OBJ	SJ	Quick Key	OBJ	Bldg	Dept	Indv	Budget	FY Activity	Budget	Variance	
51				Social Security Fund									
2660				Information Systems									
200				Glenbrook North High School									
51E200	2225	2130	00	002660	F2660	10	BO	DOB	10,719	9,485	9,780	-939	
51E200	2225	2140	00	002660	E2660	10	BO	DOB	2,508	2,218	2,287	-221	
51	200				*Glenbrook North High School				13,227	11,703	12,067	-1,160	
300				Glenbrook South High School									
51E300	2225	2130	00	002660	F2660S	10	BO	DOB	8,059	8,059	9,248	1,189	
51E300	2225	2140	00	002660	E2660S	10	BO	DOB	1,885	1,885	2,163	278	
51	300				*Glenbrook South High School				9,944	9,944	11,411	1,467	
51	---				*Information Systems				79,396	75,777	81,608	2,212	
2661				Info Systems - Applications									
100				Administraton									
51E100	2680	2130	00	002661	F2661B	10	BO	DOB	1,302	1,302	1,240	-62	
51E100	2680	2140	00	002661	E2661B	10	BO	DOB	869	865	943	74	
51	100				*Administraton				2,171	2,167	2,183	12	
51	---				*Info Systems - Applications				2,171	2,167	2,183	12	
2662				Info Services - Recurring									
100				Administraton									
51E100	2680	2130	00	002662	F2662	10	BO	DOB	30,514	30,514	31,713	1,199	
51E100	2680	2140	00	002662	E2662	10	BO	DOB	8,325	7,280	7,417	-908	
51	100				*Administraton				38,839	37,794	39,130	291	
51	---				*Info Services - Recurring				38,839	37,794	39,130	291	

Account			Bdgt			2013-14	2013-14	2014-15	2014-15		
FDTLOC	FUNC	OBJ	Quick Key	OBJ	Bldg	Dept	Indv	Budget	FY Activity	Budget	Variance
51			Social Security Fund								
2663			Info Systems - Tech Plan								
100			Administraton								
51E100	2680	2130 00 002663	F2663	FICA Contribution	10	BO	DOB	717	717	744	27
51E100	2680	2140 00 002663	E2663	Medicare Contribution	10	BO	DOB	168	168	174	6
51 100				*Administraton				885	885	918	33
51 ---				*Info Systems - Tech Plan				885	885	918	33
3200			Community Swim Program								
300			Glenbrook South High School								
51E300	3200	2130 00 003200	F3200	FICA Contribution	10	BO	DOB	2,505	2,368	2,480	-25
51E300	3200	2140 00 003200	E3200	Medicare Contribution	10	BO	DOB	586	554	580	-6
51 300				*Glenbrook South High School				3,091	2,922	3,060	-31
51 ---				*Community Swim Program				3,091	2,922	3,060	-31
3202			Summer Athletic Camps								
100			Administraton								
51E100	1510	2130 00 003202	F3202	FICA Contribution	10	BO	DOB	186	186	217	31
51E100	1510	2140 00 003202	E3202	Medicare Contribution	10	BO	DOB	43	43	51	8
51 100				*Administraton				229	229	268	39
200			Glenbrook North High School								
51E200	1510	2130 00 003202	F3202N	FICA Contribution	10	BO	DOB	3,129	2,603	2,790	-339
51E200	1510	2140 00 003202	E3202N	Medicare Contribution	10	BO	DOB	2,854	1,960	2,030	-824
51 200				*Glenbrook North High School				5,983	4,563	4,820	-1,163

			Account		Bdgt			2013-14	2013-14	2014-15	2014-15		
FDTLOC	FUNC	OBJ	SJ	Quick Key	OBJ	Bldg	Dept	Indv	Budget	FY Activity	Budget	Variance	
51				Social Security Fund									
3202				Summer Athletic Camps									
300				Glenbrook South High School									
51E300	1510	2130	00	003202	FS3202	FICA Contribution	10	BO	DOB	1,340	1,340	1,550	210
51E300	1510	2140	00	003202	ES3202	Medicare Contribution	10	BO	DOB	1,394	1,394	1,450	56
51	300					*Glenbrook South High School				2,734	2,734	3,000	266
51	---					*Summer Athletic Camps				8,946	7,526	8,088	-858
3203				Summer Science Camp									
300				Glenbrook South High School									
51E300	3203	2130	00	003203	F3203	FICA Contribution	10	BO	DOB	84	84	93	9
51E300	3203	2140	00	003203	E3203	Medicare Contribution	10	BO	DOB	250	250	290	40
51	300					*Glenbrook South High School				334	334	383	49
51	---					*Summer Science Camp				334	334	383	49
3205				Swim Club									
200				Glenbrook North High School									
51E200	3205	2130	00	003205	F3205A	FICA Contribution	10	BO	DOB	19,887	19,887	23,374	3,487
51E200	3205	2140	00	003205	E3205A	Medicare Contribution	10	BO	DOB	5,264	5,264	5,699	435
51	200					*Glenbrook North High School				25,151	25,151	29,073	3,922
51	---					*Swim Club				25,151	25,151	29,073	3,922
5100				Athletics									
200				Glenbrook North High School									
51E200	1510	2130	00	005100	F5100B	FICA Contribution	10	BO	DOB	18,511	18,511	18,550	39
51E200	1510	2140	00	005100	E5100B	Medicare Contribution	10	BO	DOB	15,502	15,502	15,505	3
51E200	2490	2130	00	005100	F5100	FICA Contribution	10	BO	DOB	3,441	3,441	3,513	72
51E200	2490	2140	00	005100	E5100	Medicare Contribution	10	BO	DOB	3,830	3,830	3,945	115
51E200	2542	2130	00	005100	F5100A	FICA Contribution	10	BO	DOB	5,770	4,219	4,750	-1,020
51E200	2542	2140	00	005100	E5100A	Medicare Contribution	10	BO	DOB	1,350	987	1,111	-239

Account			Bdgt			2013-14	2013-14	2014-15	2014-15		
FDTLOC	FUNC	OBJ	Quick Key	OBJ	Bldg	Dept	Indv	Budget	FY Activity	Budget	Variance
51			Social Security Fund								
5100			Athletics								
200			Glenbrook North High School								
<hr/>											
51	200			*Glenbrook North High School				48,404	46,490	47,374	-1,030
300			Glenbrook South High School								
51E300	1510	2130	00	005100	F5100S	FICA Contribution	10 BO DOB	14,029	14,029	14,030	1
51E300	1510	2140	00	005100	E5100S	Medicare Contribution	10 BO DOB	15,701	15,701	15,700	-1
51E300	2490	2130	00	005100	F51003	FICA Contribution	10 BO DOB	5,850	5,850	6,235	385
51E300	2490	2140	00	005100	E51003	Medicare Contribution	10 BO DOB	4,903	4,903	5,130	227
51E300	2542	2130	00	005100	F35100	FICA Contribution	10 BO DOB	3,751	3,751	4,317	566
51E300	2542	2140	00	005100	E35100	Medicare Contribution	10 BO DOB	877	877	1,010	133
<hr/>											
51	300			*Glenbrook South High School				45,111	45,111	46,422	1,311
<hr/>											
51	---			*Athletics				93,515	91,601	93,796	281
5110			Training Room								
200			Glenbrook North High School								
51E200	1510	2130	00	005110	F5110	FICA Contribution	10 BO DOB	8,672	8,672	9,153	481
51E200	1510	2140	00	005110	E5110	Medicare Contribution	10 BO DOB	2,028	2,028	2,141	113
<hr/>											
51	200			*Glenbrook North High School				10,700	10,700	11,294	594
300			Glenbrook South High School								
51E300	1510	2130	00	005110	F5110S	FICA Contribution	10 BO DOB	12,186	12,186	11,241	-945
51E300	1510	2140	00	005110	E5110S	Medicare Contribution	10 BO DOB	2,850	2,850	2,629	-221
<hr/>											
51	300			*Glenbrook South High School				15,036	15,036	13,870	-1,166
<hr/>											
51	---			*Training Room				25,736	25,736	25,164	-572



			Account		Bdgt			2013-14	2013-14	2014-15	2014-15	
FDTLOC	FUNC	OBJ	SJ	Quick Key	OBJ	Bldg	Dept	Indv	Budget	FY Activity	Budget	Variance
51				Social Security Fund								
5215				Basketball								
200				Glenbrook North High School								
51E200	1510	2140	00	005215	E25215	10	BO	DOB	1	0	0	-1
51	200				*Glenbrook North High School				1	0	0	-1
51	---				*Basketball				1	0	0	-1
5235				Gymnastics								
200				Glenbrook North High School								
51E200	1510	2130	00	005235	FN5235	10	BO	DOB	6	0	0	-6
51E200	1510	2140	00	005235	EN5235	10	BO	DOB	3	0	0	-3
51	200				*Glenbrook North High School				9	0	0	-9
51	---				*Gymnastics				9	0	0	-9
5280				Track								
200				Glenbrook North High School								
51E200	1510	2140	00	005280	E5280	10	BO	DOB	6	0	0	-6
51	200				*Glenbrook North High School				6	0	0	-6
51	---				*Track				6	0	0	-6
5315				Basketball								
200				Glenbrook North High School								
51E200	1510	2140	00	005315	EN5315	10	BO	DOB	1	0	0	-1
51	200				*Glenbrook North High School				1	0	0	-1
51	---				*Basketball				1	0	0	-1

				Account			Bdgt			2013-14	2013-14	2014-15	2014-15
FDTLOC	FUNC	OBJ	SJ	Quick Key	OBJ	Bldg	Dept	Indv	Budget	FY Activity	Budget	Variance	
51				Social Security Fund									
5800				Extra/Co-curricular Activities									
200				Glenbrook North High School									
51E200	1520	2130	00	005800	F5800	10	BO	DOB	6,670	6,670	6,700	30	
51E200	1520	2140	00	005800	E5800	10	BO	DOB	5,870	5,870	5,900	30	
51 200					*Glenbrook North High School				12,540	12,540	12,600	60	
300				Glenbrook South High School									
51E300	1520	2130	00	005800	F5800S	10	BO	DOB	4,816	4,816	4,380	-436	
51E300	1520	2140	00	005800	E5800S	10	BO	DOB	5,243	5,243	3,490	-1,753	
51E300	2550	2130	00	005800	F580S	10	BO	DOB	4	4	0	-4	
51E300	2550	2140	00	005800	E580S	10	BO	DOB	1	1	0	-1	
51 300					*Glenbrook South High School				10,064	10,064	7,870	-2,194	
51 ---					*Extra/Co-curricular Activitie				22,604	22,604	20,470	-2,134	
5805				Auditorium/CPA									
200				Glenbrook North High School									
51E200	1530	2130	00	005805	F5805	10	BO	DOB	6,110	4,103	4,215	-1,895	
51E200	1530	2140	00	005805	E5805	10	BO	DOB	1,430	960	986	-444	
51 200					*Glenbrook North High School				7,540	5,063	5,201	-2,339	
300				Glenbrook South High School									
51E300	1530	2130	00	005805	F5805S	10	BO	DOB	3,754	3,754	4,259	505	
51E300	1530	2140	00	005805	E5805S	10	BO	DOB	878	878	996	118	
51 300					*Glenbrook South High School				4,632	4,632	5,255	623	
51 ---					*Auditorium/CPA				12,172	9,695	10,456	-1,716	

				Account			Bdgt			2013-14	2013-14	2014-15	2014-15
FDTLOC	FUNC	OBJ	SJ	Quick Key	OBJ	Bldg	Dept	Indv	Budget	FY Activity	Budget	Variance	
51				Social Security Fund									
5820				Debate									
200				Glenbrook North High School									
51E200	1520	2130	00	005820	F5820	10	BO	DOB	2,318	2,034	3,650	1,332	
51E200	1520	2140	00	005820	E5820	10	BO	DOB	2,522	2,490	2,800	278	
51	200								4,840	4,524	6,450	1,610	
300				Glenbrook South High School									
51E300	1520	2130	00	005820	F35820	10	BO	DOB	1,022	1,022	1,025	3	
51E300	1520	2140	00	005820	E35820	10	BO	DOB	590	590	1,169	579	
51	300								1,612	1,612	2,194	582	
51	---								6,452	6,136	8,644	2,192	
5825				Drama									
200				Glenbrook North High School									
51E200	1520	2140	00	005825	E5825	10	BO	DOB	1,335	1,195	1,395	60	
51	200								1,335	1,195	1,395	60	
51	---								1,335	1,195	1,395	60	
5835				Forensics									
200				Glenbrook North High School									
51E200	1520	2130	00	005835	F5835	10	BO	DOB	1,736	1,349	1,054	-682	
51E200	1520	2140	00	005835	E5835	10	BO	DOB	658	456	493	-165	
51	200								2,394	1,805	1,547	-847	
300				Glenbrook South High School									
51E300	1520	2130	00	005835	F35835	10	BO	DOB	757	592	744	-13	
51E300	1520	2140	00	005835	E35835	10	BO	DOB	414	414	464	50	

			Account		Bdgt			2013-14	2013-14	2014-15	2014-15	
FDTLOC	FUNC	OBJ	SJ	Quick Key	OBJ	Bldg	Dept	Indv	Budget	FY Activity	Budget	Variance
51				Social Security Fund								
5835				Forensics								
300				Glenbrook South High School								
51	300				*Glenbrook South High School				1,171	1,006	1,208	37
51	---				*Forensics				3,565	2,811	2,755	-810
5850				Mathletes								
200				Glenbrook North High School								
51E200	1520	2140	00	005850	E5850	10	BO	DOB	596	433	580	-16
51	200				*Glenbrook North High School				596	433	580	-16
300				Glenbrook South High School								
51E300	1520	2140	00	005850	E35850	10	BO	DOB	459	459	653	194
51	300				*Glenbrook South High School				459	459	653	194
51	---				*Mathletes				1,055	892	1,233	178
5890				Extra-Activities/Discretionary								
100				Administraton								
51E100	1520	2130	00	005890	F5890	10	BO	DOB	300	300	0	-300
51E100	1520	2140	00	005890	E5890	10	BO	DOB	97	97	0	-97
51	100				*Administraton				397	397	0	-397
200				Glenbrook North High School								
51E200	1520	2130	00	005890	F5890N	10	BO	DOB	1,556	1,556	1,798	242
51E200	1520	2140	00	005890	E5890N	10	BO	DOB	1,597	1,597	1,871	274
51	200				*Glenbrook North High School				3,153	3,153	3,669	516

				Account			Bdgt			2013-14	2013-14	2014-15	2014-15
FDTLOC	FUNC	OBJ	SJ	Quick Key	OBJ	Bldg	Dept	Indv	Budget	FY Activity	Budget	Variance	
51				Social Security Fund									
5890				Extra-Activities/Discretionary									
300				Glenbrook South High School									
51E300	1520	2130	00	005890	F5890S	FICA Contribution	10	BO	DOB	2,654	2,654	2,675	21
51E300	1520	2140	00	005890	E5890S	Medicare Contribution	10	BO	DOB	1,727	1,727	2,246	519
51	300					*Glenbrook South High School				4,381	4,381	4,921	540
51	---					*Extra-Activities/Discretionar				7,931	7,931	8,590	659
6105				Bi-lingual Education - TPI/TBE									
200				Glenbrook North High School									
51E200	1800	2130	00	006105	F6105	FICA Contribution	10	BO	DOB	1,662	832	0	-1,662
51E200	1800	2140	00	006105	E6105	Medicare Contribution	10	BO	DOB	390	196	0	-390
51	200					*Glenbrook North High School				2,052	1,028	0	-2,052
300				Glenbrook South High School									
51E300	1800	2130	00	006105	F6105S	FICA Contribution	10	BO	DOB	2,380	1,430	0	-2,380
51E300	1800	2140	00	006105	E6105S	Medicare Contribution	10	BO	DOB	557	334	0	-557
51	300					*Glenbrook South High School				2,937	1,764	0	-2,937
51	---					*Bi-lingual Education - TPI/TB				4,989	2,792	0	-4,989
6150				Title I - Disadvantaged (4300)									
300				Glenbrook South High School									
51E300	1250	2130	00	006150	F6150S	FICA Contribution	10	BO	DOB	8,352	8,352	0	-8,352
51E300	1250	2140	00	006150	E6150S	Medicare Contribution	10	BO	DOB	2,081	2,081	0	-2,081
51E300	3000	2140	00	006150	E6150C	Medicare Contribution	10	BO	DOB	144	144	0	-144
51	300					*Glenbrook South High School				10,577	10,577	0	-10,577
51	---					*Title I - Disadvantaged (4300)				10,577	10,577	0	-10,577

				Account			Bdgt			2013-14	2013-14	2014-15	2014-15
FDTLOC	FUNC	OBJ	SJ	Quick Key	OBJ	Bldg	Dept	Indv	Budget	FY Activity	Budget	Variance	
51				Social Security Fund									
6155				Title II - Teacher Quality									
100				Administraton									
51E100	1130	2140	00	006155	E6155	10	BO	DOB	401	246	0	-401	
51	100				*Administraton				401	246	0	-401	
200				Glenbrook North High School									
51E200	1130	2130	00	006155	FN6155	10	BO	DOB	65	0	0	-65	
51E200	1130	2140	00	006155	E6155N	10	BO	DOB	133	65	0	-133	
51	200				*Glenbrook North High School				198	65	0	-198	
300				Glenbrook South High School									
51E300	1130	2140	00	006155	E6155S	10	BO	DOB	296	296	0	-296	
51	300				*Glenbrook South High School				296	296	0	-296	
51	---				*Title II - Teacher Quality				895	607	0	-895	
6157				Title III - Lipleps (4909)									
200				Glenbrook North High School									
51E200	1800	2130	00	006157	F6157	10	BO	DOB	340	0	0	-340	
51E200	1800	2140	00	006157	E6157	10	BO	DOB	80	0	0	-80	
51E200	2210	2140	00	006157	E6157A	10	BO	DOB	69	0	0	-69	
51	200				*Glenbrook North High School				489	0	0	-489	
300				Glenbrook South High School									
51E300	1800	2130	00	006157	F6157S	10	BO	DOB	679	679	0	-679	
51E300	1800	2140	00	006157	E6157S	10	BO	DOB	159	159	0	-159	
51	300				*Glenbrook South High School				838	838	0	-838	
51	---				*Title III - Lipleps (4909)				1,327	838	0	-1,327	

				Account			Bdgt			2013-14	2013-14	2014-15	2014-15
FDTLOC	FUNC	OBJ	SJ	Quick Key	OBJ	Bldg	Dept	Indv	Budget	FY Activity	Budget	Variance	
51				Social Security Fund									
6354				DORS - Step Program (4951)									
300				Glenbrook South High School									
51E300	1400	2140	00	006354	E6354	10	BO	DOB	576	327	330	-246	
51	300								576	327	330	-246	
51	---								576	327	330	-246	
6366				IDEA-PL 94-142 (4620)									
100				Administraton									
51E100	2210	2130	00	006366	F6366	10	BO	DOB	106	5	0	-106	
51E100	2210	2140	00	006366	E2210A	10	BO	DOB	101	8	0	-101	
51	100								207	13	0	-207	
51	---								207	13	0	-207	
6420				Carl Perkins (4745)									
200				Glenbrook North High School									
51E200	1400	2140	00	006420	E6420	10	BO	DOB	317	94	0	-317	
51E200	2210	2140	00	006420		10	BO	DOB	284	284	0	-284	
51	200								601	378	0	-601	
51	---								601	378	0	-601	
6460				Career & Tech Ed Improvement									
200				Glenbrook North High School									
51E200	1400	2140	00	006460	EN6460	10	BO	DOB	12	8	0	-12	
51	200								12	8	0	-12	

			Account		Bdgt			2013-14	2013-14	2014-15	2014-15	
FDTLOC	FUNC	OBJ	SJ	Quick Key	OBJ	Bldg	Dept	Indv	Budget	FY Activity	Budget	Variance
51				Social Security Fund								
6460				Career & Tech Ed Improvement								
300				Glenbrook South High School								
51E300	1400	2140	00	006460	E6460	10	BO	DOB	36	35	0	-36
51	300								36	35	0	-36
51	---								48	43	0	-48
9010				Plant Operations								
100				Administraton								
51E100	2542	2130	00	009010	F9010	10	BO	DOB	1,500	1,500	1,674	174
51E100	2542	2140	00	009010	E9010	10	BO	DOB	351	351	392	41
51	100								1,851	1,851	2,066	215
200				Glenbrook North High School								
51E200	2542	2130	00	009010	F9010N	10	BO	DOB	76,490	76,490	81,065	4,575
51E200	2542	2140	00	009010	E9010N	10	BO	DOB	17,978	17,978	18,959	981
51	200								94,468	94,468	100,024	5,556
300				Glenbrook South High School								
51E300	2542	2130	00	009010	F9010S	10	BO	DOB	87,042	87,042	90,217	3,175
51E300	2542	2140	00	009010	E9010S	10	BO	DOB	20,357	20,357	21,099	742
51	300								107,399	107,399	111,316	3,917
51	---								203,718	203,718	213,406	9,688
9050				Building Maintenance								
100				Administraton								
51E100	2544	2140	00	009050	E9050	10	BO	DOB	755	755	793	38
51	100								755	755	793	38




				Account			Bdgt			2013-14	2013-14	2014-15	2014-15
FDTLOC	FUNC	OBJ	SJ	Quick Key	OBJ	Bldg	Dept	Indv	Budget	FY Activity	Budget	Variance	
51				Social Security Fund									
9050				Building Maintenance									
200				Glenbrook North High School									
51E200	2544	2130	00	009050	F9050N	FICA Contribution	10	BO	DOB	29,130	29,130	28,100	-1,030
51E200	2544	2140	00	009050	E9050N	Medicare Contribution	10	BO	DOB	6,813	6,813	6,572	-241
51	200					*Glenbrook North High School				35,943	35,943	34,672	-1,271
300				Glenbrook South High School									
51E300	2544	2130	00	009050	F9050S	FICA Contribution	10	BO	DOB	30,189	30,189	37,676	7,487
51E300	2544	2140	00	009050	E9050S	Medicare Contribution	10	BO	DOB	7,061	7,061	8,811	1,750
51	300					*Glenbrook South High School				37,250	37,250	46,487	9,237
51	---					*Building Maintenance				73,948	73,948	81,952	8,004
9080				Grounds Maintenance									
200				Glenbrook North High School									
51E200	2543	2130	00	009080	F9080	FICA Contribution	10	BO	DOB	7,703	7,703	7,227	-476
51E200	2543	2140	00	009080	E9080	Medicare Contribution	10	BO	DOB	2,973	1,802	1,690	-1,283
51	200					*Glenbrook North High School				10,676	9,505	8,917	-1,759
300				Glenbrook South High School									
51E300	2543	2130	00	009080	F9080S	FICA Contribution	10	BO	DOB	10,676	10,676	9,896	-780
51E300	2543	2140	00	009080	E9080S	Medicare Contribution	10	BO	DOB	2,497	2,497	2,314	-183
51	300					*Glenbrook South High School				13,173	13,173	12,210	-963
51	---					*Grounds Maintenance				23,849	22,678	21,127	-2,722

				Account			Bdgt			2013-14	2013-14	2014-15	2014-15
FDTLOC	FUNC	OBJ	SJ	Quick Key	OBJ	Bldg	Dept	Indv	Budget	FY Activity	Budget	Variance	
51				Social Security Fund									
9823				Remodeling Facilities									
100				Administraton									
51E100	2530	2130	00	009823	F9823	10	BO	DOB	81	80	310	229	
51E100	2530	2140	00	009823	E9823	10	BO	DOB	19	19	73	54	
51	100				*Administraton				100	99	383	283	
51	---				*Remodeling Facilities				100	99	383	283	
51	---				*Social Security Fund				1,897,876	1,837,100	2,015,087	117,211	
Grand Expense Totals									108,815,738	104,859,176	111,420,984	2,605,253	

Number of Accounts: 2228

\*\*\*\*\* End of report \*\*\*\*\*



# Debt Service Fund

## NORTHFIELD TOWNSHIP HIGH SCHOOL DISTRICT NUMBER 225

The Debt Service Fund is comprised solely of the Debt Service. Debt recorded in this fund consists of principal and interest payments to pay off bonds issued by the school district.

		Account	2013-14	2013-14	2014-15	2014-15				
FDTLOC	FUNC	OBJ	SJ	Quick Key	Account Description	Budget	FY Activity	Budget	Variance	
100					Administraton					
1000					Revenue From Local Sources					
30R100	1510	0000	00	000000	31510	Interest On Investments	900	950	900	0
30R100	1---	----	00	-----		*Revenue From Local Sources	900	950	900	0
30R1--	----	----	--	-----		*Administraton	900	950	900	0
100					Administraton					
1000					Revenue From Local Sources					
33R100	1111	0000	00	000000	331111	General Taxes - Cur Yr Levy	1,010,507	1,012,902	1,023,569	13,062
33R100	1112	0000	00	000000	331112	General Taxes - Prior Yr Levy	1,037,970	1,031,969	1,010,924	-27,046
33R100	1113	0000	00	000000	331113	General Taxes - Prior Yrs Levi	-25,000	-27,621	-28,000	-3,000
33R100	1510	0000	00	000000	331510	Interest On Investments	7,700	4,333	4,000	-3,700
33R100	1---	----	00	-----		*Revenue From Local Sources	2,031,177	2,021,583	2,010,493	-20,684
33R1--	----	----	--	-----		*Administraton	2,031,177	2,021,583	2,010,493	-20,684
100					Administraton					
7000										
34R100	7900	0000	00	000000	34730	Transfers	401,404	398,307	373,427	-27,977
34R100	7---	----	00	-----		*	401,404	398,307	373,427	-27,977
34R1--	----	----	--	-----		*Administraton	401,404	398,307	373,427	-27,977
100					Administraton					
1000					Revenue From Local Sources					
35R100	1111	0000	00	000000	351111	General Taxes - Cur Yr Levy	949,010	954,261	1,034,427	85,417
35R100	1112	0000	00	000000	351112	General Taxes - Prior Yr Levy	888,293	884,679	1,032,401	144,108
35R100	1113	0000	00	000000	351113	General Taxes - Prior Yrs Levi	-25,000	-17,311	-20,000	5,000

Account		2013-14	2013-14	2014-15	2014-15
FDTLOC	FUNC OBJ SJ Quick Key Account Description	Budget	FY Activity	Budget	Variance
100	Administraton				
1000	Revenue From Local Sources				
35R100	1--- ---- 00 ----- *Revenue From Local Sources	1,812,303	1,821,629	2,046,828	234,525
35R1--	----- -- ----- *Administraton	1,812,303	1,821,629	2,046,828	234,525
100	Administraton				
1000	Revenue From Local Sources				
36R100	1510 0000 00 000000 361510 Interest On Investments	25	22	25	0
36R100	1--- ---- 00 ----- *Revenue From Local Sources	25	22	25	0
36R1--	----- -- ----- *Administraton	25	22	25	0
100	Administraton				
1000	Revenue From Local Sources				
37R100	1111 0000 00 000000 371111 General Taxes - Cur Yr Levy	1,767,122	1,775,250	1,600,287	-166,835
37R100	1112 0000 00 000000 371112 General Taxes - Prior Yr Levy	1,654,063	1,642,012	1,615,649	-38,414
37R100	1113 0000 00 000000 371113 General Taxes - Prior Yrs Levi	-40,000	-43,404	-43,000	-3,000
37R100	1--- ---- 00 ----- *Revenue From Local Sources	3,381,185	3,373,858	3,172,936	-208,249
37R1--	----- -- ----- *Administraton	3,381,185	3,373,858	3,172,936	-208,249
100	Administraton				
1000	Revenue From Local Sources				
38R100	1111 0000 00 000000 381111 General Taxes - Cur Yr Levy	359,969	362,511	403,623	43,654
38R100	1112 0000 00 000000 381112 General Taxes - Prior Yr Levy	336,937	335,478	372,576	35,639
38R100	1113 0000 00 000000 381113 General Taxes - Prior Yrs Levi	-10,000	-10,819	-11,000	-1,000
38R100	1--- ---- 00 ----- *Revenue From Local Sources	686,906	687,170	765,199	78,293
38R1--	----- -- ----- *Administraton	686,906	687,170	765,199	78,293

		Account	2013-14	2013-14	2014-15	2014-15	
FDTLOC	FUNC OBJ SJ	Quick Key Account Description	Budget	FY Activity	Budget	Variance	
100		Administraton					
1000		Revenue From Local Sources					
39R100	1111 0000 00 000000	391111 General Taxes - Cur Yr Levy	196,347	197,249	153,344	-43,003	
39R100	1112 0000 00 000000	391112 General Taxes - Prior Yr Levy	183,786	182,998	191,187	7,401	
39R100	1113 0000 00 000000	391113 General Taxes - Prior Yrs Levi	0	-5,474	-6,000	-6,000	
39R100	1510 0000 00 000000	391510 Interest On Investments	500	2,955	2,000	1,500	
39R100 1--- ---- 00 -----			*Revenue From Local Sources	380,633	377,728	340,531	-40,102
39R1-- ---- ---- -- -----			*Administraton	380,633	377,728	340,531	-40,102
3----- ---- ---- -- -----			*Debt Service Fund	8,694,533	8,681,247	8,710,339	15,806
Grand Revenue Totals			8,694,533	8,681,247	8,710,339	15,806	

Number of Accounts: 20

\*\*\*\*\* End of report \*\*\*\*\*

			Account		Bdgt			2013-14	2013-14	2014-15	2014-15	
FDTLOC	FUNC	OBJ	SJ	Quick Key	OBJ	Bldg	Dept	Indv	Budget	FY Activity	Budget	Variance
1000					Regular Programs							
100					Administraton							
30E100	6000	6900	00	001000	13690	10	BO	DOB	50,000	0	50,000	0
					Contingencies							
30	100				*Administraton				50,000	0	50,000	0
30	---				*Regular Programs				50,000	0	50,000	0
1000					Regular Programs							
100					Administraton							
33E100	5200	6200	00	001000	33620	10	BO	DOB	78,465	78,465	128,184	49,719
					Interest On Bonds							
33E100	5300	6100	00	001000	33610	10	BO	DOB	1,888,974	1,888,974	1,841,165	-47,809
					Redemption Of Principal							
33E100	5400	3171	00	001000	33317	10	BO	DOB	2,000	1,006	1,500	-500
					Bank Fees & Charges							
33	100				*Administraton				1,969,439	1,968,445	1,970,849	1,410
33	---				*Regular Programs				1,969,439	1,968,445	1,970,849	1,410
1000					Regular Programs							
100					Administraton							
34E100	5200	6200	00	001000	34620	10	BO	DOB	76,798	76,798	63,427	-13,371
					Interest On Bonds							
34E100	5300	6100	00	001000	34610	10	BO	DOB	295,000	295,000	310,000	15,000
					Redemption Of Principal							
34E100	5400	3171	00	001000	34317	10	BO	DOB	1,000	1,109	1,200	200
					Bank Fees & Charges							
34	100				*Administraton				372,798	372,907	374,627	1,829
34	---				*Regular Programs				372,798	372,907	374,627	1,829
1000					Regular Programs							
100					Administraton							
35E100	5200	6200	00	001000	35620	10	BO	DOB	1,840,000	1,840,000	1,840,000	0
					Interest On Bonds							
35E100	5400	3171	00	001000	35317	10	BO	DOB	2,000	515	1,000	-1,000
					Bank Fees & Charges							
35	100				*Administraton				1,842,000	1,840,515	1,841,000	-1,000
35	---				*Regular Programs				1,842,000	1,840,515	1,841,000	-1,000


			Account		Bdgt			2013-14	2013-14	2014-15	2014-15		
FDTLOC	FUNC	OBJ	SJ	Quick Key	OBJ	Bldg	Dept	Indv	Budget	FY Activity	Budget	Variance	
1000					Regular Programs								
100					Administraton								
36E100	5400	3171	00	001000	36317	Bank Fees & Charges	10	BO	DOB	1,000	200	500	-500
36	100					*Administraton				1,000	200	500	-500
36	---					*Regular Programs				1,000	200	500	-500
1000					Regular Programs								
100					Administraton								
37E100	5200	6200	00	001000	37620	Interest On Bonds	10	BO	DOB	241,826	241,826	85,936	-155,890
37E100	5300	6100	00	001000	37610	Redemption Of Principal	10	BO	DOB	2,670,000	2,670,000	3,280,000	610,000
37E100	5400	3171	00	001000	37317	Bank Fees & Charges	10	BO	DOB	1,500	1,140	1,500	0
37	100					*Administraton				2,913,326	2,912,966	3,367,436	454,110
37	---					*Regular Programs				2,913,326	2,912,966	3,367,436	454,110
1000					Regular Programs								
100					Administraton								
38E100	5200	6200	00	001000	38620	Interest On Bonds	10	BO	DOB	728,500	728,500	728,500	0
38E100	5400	3171	00	001000	38317	Bank Fees & Charges	10	BO	DOB	1,000	515	1,000	0
38	100					*Administraton				729,500	729,015	729,500	0
38	---					*Regular Programs				729,500	729,015	729,500	0
1000					Regular Programs								
100					Administraton								
39E100	5200	6200	00	001000	39620	Interest On Bonds	10	BO	DOB	401,404	398,307	398,307	-3,097
39E100	5400	3171	00	001000	39317	Bank Fees & Charges	10	BO	DOB	4,000	990	1,200	-2,800
39	100					*Administraton				405,404	399,297	399,507	-5,897
39	---					*Regular Programs				405,404	399,297	399,507	-5,897



Account				Bdgt	Bdgt	Bdgt	2013-14	2013-14	2014-15	2014-15		
FDTLOC	FUNC	OBJ	SJ	Quick Key	OBJ	Bldg	Dept	Indv	Budget	FY Activity	Budget	Variance
Grand Expense Totals									8,283,467	8,223,345	8,733,419	449,952

Number of Accounts: 17

\*\*\*\*\* End of report \*\*\*\*\*



# Capital Projects Fund

**NORTHFIELD TOWNSHIP  
HIGH SCHOOL DISTRICT NUMBER 225**

**The Capital Projects are comprised of the following funds: Capital Projects  
and Life Safety**

		Account	2013-14	2013-14	2014-15	2014-15
FDTLOC	FUNC OBJ SJ	Quick Key Account Description	Budget	FY Activity	Budget	Variance
100		Administraton				
1000		Revenue From Local Sources				
60R100	1230 0000 00 000000	61230 Corporate Pers Prop Repl Taxes	200,000	353,897	200,000	0
60R100	1292 0000 00 000000	60292 The Glen Make-Whole Payments	0	1,091,793	1,500,000	1,500,000
60R100	1510 0000 00 000000	61510 Interest On Investments	5,000	4,830	4,000	-1,000
60R100	1921 0000 00 000000	61921 Developers Contributions	0	168,512	0	0
60R100	1--- ---- 00 -----	*Revenue From Local Sources	205,000	1,619,032	1,704,000	1,499,000
3000		Unrestricted Grants In Aid				
60R100	3001 0000 00 000000	63001 General State Aid	0	3,977	0	0
60R100	3--- ---- 00 -----	*Unrestricted Grants In Aid	0	3,977	0	0
7000						
60R100	7800 0000 00 000000	60730 Transfer To Capital Projects	672,000	672,000	425,000	-247,000
60R100	7--- ---- 00 -----	*	672,000	672,000	425,000	-247,000
60R1--	----- -- -----	*Administraton	877,000	2,295,009	2,129,000	1,252,000
100		Administraton				
1000		Revenue From Local Sources				
63R100	1510 0000 00 000000	63510 Interest On Investments	0	13	0	0
63R100	1--- ---- 00 -----	*Revenue From Local Sources	0	13	0	0
63R1--	----- -- -----	*Administraton	0	13	0	0
6-----	----- -- -----	*Capital Projects Fund	877,000	2,295,022	2,129,000	1,252,000
Grand Revenue Totals			877,000	2,295,022	2,129,000	1,252,000

FDTLOC	FUNC	OBJ	SJ	Account	Account Description	2013-14	2013-14	2014-15	2014-15
				Quick Key		Budget	FY Activity	Budget	Variance

Number of Accounts: 7


\*\*\*\*\* End of report \*\*\*\*\*

				Account				2013-14		2013-14	2014-15	2014-15
FDTLOC	FUNC	OBJ	SJ	Quick Key	OBJ	Bldg	Dept	Indv	Budget	FY Activity	Budget	Variance
9823				Remodeling Facilities								
100				Administraton								
60E100	2530	5200	00	009823	601200	10	BO	DOO	465,000	464,772	2,685,000	2,220,000
60E100	2530	5210	00	009823	601210	10	BO	DOO	150,000	149,966	500,000	350,000
60	100								615,000	614,738	3,185,000	2,570,000
200				Glenbrook North High School								
60E200	2530	5200	00	009823	602200	10	BO	DOO	80,000	77,580	350,000	270,000
60	200								80,000	77,580	350,000	270,000
300				Glenbrook South High School								
60E300	2530	5200	00	009823	603200	10	BO	DOO	365,000	363,743	500,000	135,000
60	300								365,000	363,743	500,000	135,000
60	---								1,060,000	1,056,061	4,035,000	2,975,000
9830				Special Projects								
100				Administraton								
60E100	2530	5200	00	009830	601983	10	BO	DOO	495,000	493,614	0	-495,000
60	100								495,000	493,614	0	-495,000
200				Glenbrook North High School								
60E200	2530	5200	00	009830	602983	20			48,000	44,778	0	-48,000
60	200								48,000	44,778	0	-48,000
300				Glenbrook South High School								
60E300	2530	5200	00	009830	603983	30			299,000	298,431	200,000	-99,000
60	300								299,000	298,431	200,000	-99,000

				Account						2013-14	2013-14	2014-15	2014-15
FDTLOC	FUNC	OBJ	SJ	Quick Key	OBJ	Bldg	Dept	Indv	Budget	FY Activity	Budget	Variance	
9830				Special Projects									
000													
60	---				*Special Projects				842,000	836,823	200,000	-642,000	
9010				Plant Operations									
100				Administraton									
63E100	2530	5200	00	009010	631520	10	BO	DOO	1,305,000	1,304,535	0	-1,305,000	
63E100	2530	5210	00	009010	631521	10	BO	DOO	5,000	3,100	0	-5,000	
63	100				*Administraton				1,310,000	1,307,635	0	-1,310,000	
63	---				*Plant Operations				1,310,000	1,307,635	0	-1,310,000	
Grand Expense Totals									3,212,000	3,200,519	4,235,000	1,023,000	

Number of Accounts: 9

\*\*\*\*\* End of report \*\*\*\*\*



# **Glenbrook Aquatics Program**

**NORTHFIELD TOWNSHIP  
HIGH SCHOOL DISTRICT NUMBER 225**

**The Glenbrook Aquatics Program is utilized to record revenue and expenses  
associated with the District's aquatics programs.**

		Account	2013-14	2013-14	2014-15	2014-15
FDTLOC	FUNC OBJ SJ	Quick Key Account Description	Budget	FY Activity	Budget	Variance
100		Administraton				
1000		Revenue From Local Sources				
95R100	1510 0000 00 000000	851510 Interest On Investments	180	146	140	-40
95R100	1--- ---- 00 -----	*Revenue From Local Sources	180	146	140	-40
95R1--	---- ---- -- -----	*Administraton	180	146	140	-40
200		Glenbrook North High School				
1000		Revenue From Local Sources				
95R200	1711 0000 00 000000	854171 Athletic Admissions	60,000	59,081	59,000	-1,000
95R200	1920 0000 00 000000	854192 Donations From Private Sources	26,000	25,220	25,000	-1,000
95R200	1991 0000 00 000000	854191 Pymnts Frm Other Dist	5,500	7,050	7,000	1,500
95R200	1993 0000 00 000000	854193 Local Fees	18,000	17,290	17,000	-1,000
95R200	1994 0000 00 000000	854194 Diving Fees	90,000	114,163	114,000	24,000
95R200	1995 0000 00 000000	854195 Swimming Fees	301,000	330,155	330,000	29,000
95R200	1996 0000 00 000000	854196 Swim America Fees	48,000	46,950	46,100	-1,900
95R200	1--- ---- 00 -----	*Revenue From Local Sources	548,500	599,909	598,100	49,600
95R2--	---- ---- -- -----	*Glenbrook North High School	548,500	599,909	598,100	49,600
9-----	---- ---- -- -----	*Life Safety	548,680	600,055	598,240	49,560
Grand Revenue Totals			548,680	600,055	598,240	49,560

Number of Accounts: 8

\*\*\*\*\* End of report \*\*\*\*\*



				Account			Bdgt			2013-14	2013-14	2014-15	2014-15	
FDTLOC	FUNC	OBJ	SJ	Quick Key	OBJ	Bldg	Dept	Indv	Budget	FY Activity	Budget	Variance		
3205				Swim Club										
200				Glenbrook North High School										
95E200	3205	1310	00	003205	852131	10	BO	DOB	0	0	16,000	16,000		
95E200	3205	1510	00	003205	852151	10	BO	DOB	132,000	130,744	137,000	5,000		
95E200	3205	1590	00	003205	852159	10	BO	DOB	225,000	248,889	240,000	15,000		
95E200	3205	2115	00	003205	T3205	10	BO	DOB	271	250	273	2		
95E200	3205	2118	00	003205	TI3205	10	BO	DOB	325	310	357	32		
95E200	3205	2210	00	003205	L3205	10	BO	DOB	177	155	157	-20		
95E200	3205	2220	00	003205	M3205	10	BO	DOB	33,450	32,551	34,616	1,166		
95E200	3205	3142	00	003205	852314	10	AQ	GBQ	500	0	500	0		
95E200	3205	3256	00	003205	852326	10	AQ	GBQ	6,000	6,000	6,000	0		
95E200	3205	3324	00	003205	852332	10	AQ	GBQ	20,000	20,228	20,000	0		
95E200	3205	3500	00	003205	852350	10	AQ	GBQ	1,300	1,695	1,700	400		
95E200	3205	3900	00	003205	852390	10	AQ	GBQ	9,000	8,923	10,000	1,000		
95E200	3205	4109	00	003205	852410	10	AQ	GBQ	100	125	125	25		
95E200	3205	4135	00	003205	852413	10	AQ	GBQ	1,500	1,890	1,900	400		
95E200	3205	4902	00	003205	852492	10	AQ	GBQ	6,000	6,876	7,000	1,000		
95E200	3205	5400	00	003205	852540	10	AQ	GBQ	1,000	1,609	1,600	600		
95E200	3205	6400	00	003205	852640	10	AQ	GBQ	13,500	14,003	14,000	500		
95E200	3205	6405	00	003205	852645	10	AQ	GBQ	30,000	31,851	32,000	2,000		
95E200	3205	6909	00	003205	852699	10	AQ	GBQ	36,000	38,002	38,000	2,000		
95E200	3205	7140	00	003205	852414	10	AQ	GBQ	3,000	3,567	3,500	500		
95	200								519,123	547,668	564,728	45,605		
95	---								519,123	547,668	564,728	45,605		
3206				Swim America										
200				Glenbrook North High School										
95E200	3206	3142	00	003206	856314	10	AQ	GBQ	900	870	900	0		
95E200	3206	3500	00	003206	856350	10	AQ	GBQ	100	100	100	0		
95E200	3206	6909	00	003206	856699	10	AQ	GBQ	1,600	1,600	1,600	0		
95	200								2,600	2,570	2,600	0		
95	---								2,600	2,570	2,600	0		

				Account			Bdgt			2013-14	2013-14	2014-15	2014-15
FDTLOC	FUNC	OBJ	SJ	Quick Key	OBJ	Bldg	Dept	Indv	Budget	FY Activity	Budget	Variance	
3207				Diving									
200				Glenbrook North High School									
95E200	3207	3324	00	003207	857332	10	AQ	GBQ	7,000	8,368	8,500	1,500	
95E200	3207	3500	00	003207	857350	10	AQ	GBQ	200	200	200	0	
95E200	3207	3900	00	003207	857390	10	AQ	GBQ	1,900	1,914	1,900	0	
95E200	3207	4135	00	003207	857413	10	AQ	GBQ	350	341	350	0	
95E200	3207	6400	00	003207	857640	10	AQ	GBQ	1,075	1,165	1,200	125	
95E200	3207	6405	00	003207	857645	10	AQ	GBQ	15,000	17,242	17,500	2,500	
95E200	3207	6909	00	003207	857699	10	AQ	GBQ	475	474	500	25	
95E200	3207	7140	00	003207	857414	10	AQ	GBQ	75	75	80	5	
95	200				*Glenbrook North High School				26,075	29,779	30,230	4,155	
95	---				*Diving				26,075	29,779	30,230	4,155	
3208				Water Polo									
200				Glenbrook North High School									
95E200	3208	3500	00	003208	858350	10	AQ	GBQ	100	100	100	0	
95E200	3208	6400	00	003208	858640	10	AQ	GBQ	475	475	500	25	
95	200				*Glenbrook North High School				575	575	600	25	
95	---				*Water Polo				575	575	600	25	
Grand Expense Totals									548,373	580,592	598,158	49,785	

Number of Accounts: 33

\*\*\*\*\* End of report \*\*\*\*\*