



**NORTHFIELD TOWNSHIP
HIGH SCHOOL DISTRICT NUMBER 225**

Hillarie Siena, Assistant Superintendent for Business Affairs
Kimberly Ptak, Director of Purchasing and Operations
Julie Bezanec, Director of Business Affairs

September 21, 2009

TABLE OF CONTENTS

Northfield Township High School District Number 225

1. SUMMARY

**Overview of the 2009/10 Budget
Revenue, Expenditures and Reserve Charts
Comments Regarding the 2008/09 Budget**

2. EXPLANATION OF ACCOUNT TYPES

3. OPERATING FUND is composed of:

**Education Fund
State & Federal Grants
Food Service
Operations & Maintenance
Transportation
Illinois Municipal Retirement Fund (IMRF) & Social Security
Working Cash**

4. DEBT SERVICE FUND is composed solely of:

Debt Service

5. CAPITAL PROJECTS is composed of:

**Capital Projects
Life Safety**

6. GLENBROOK AQUATICS

SUMMARY – Overview of the 2009/10 Budget

Northfield Township High School District Number 225

The 2009/10 Tentative Budget, which is being presented, reflects input from staff, administration and the Board of Education. The budget process begins in October , with an update of budget projections, enrollment, educational planning materials, staffing, facilities and technology.

The 2009/10 estimated ending fund balance in the operating funds is projected to be 49.3%, as compared to a 2006 projection of 48.0%, an increase of 1.3%. The 2009 and 2010 fund balances are affected by a number of factors:

- 23 certified staff exercised their 2005 option to defer retirement to a later date. In FY2008, six staff retired, with seventeen retired on June 30, 2009. The estimated financial impact of this option is approximately \$1M in deferred expense. Of this deferred expense, \$200K was paid in 2009, with approximately \$800K deferred into 2010.
- As outlined in pre-referendum planning, FY2009/10 expenses for purchased service and capital outlay include the technology plan.
- FY2010 operations and maintenance expenses include a \$3.2M transfer to non-operating funds. This is required under new accounting regulations relative to debt service and capital project funding.

It should be noted that included in the budget (in accordance with board policy) are contingencies in each of the operating funds. These contingencies are as follows:

Education Fund	\$500,000
Operations & Maintenance Fund	50,000
Transportation Fund	50,000
IMRF Fund	25,000
FICA/MED Fund	25,000

Revenue Summary - Operating Funds

Northfield Township High School District 225

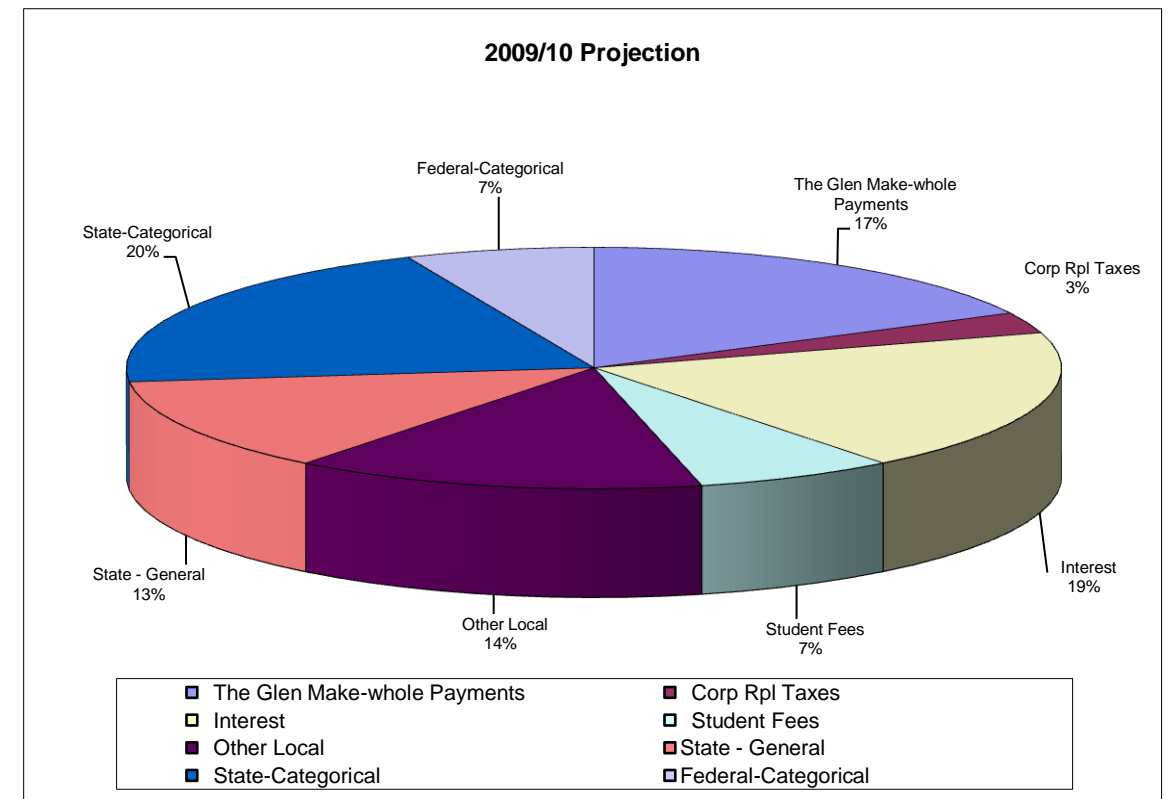
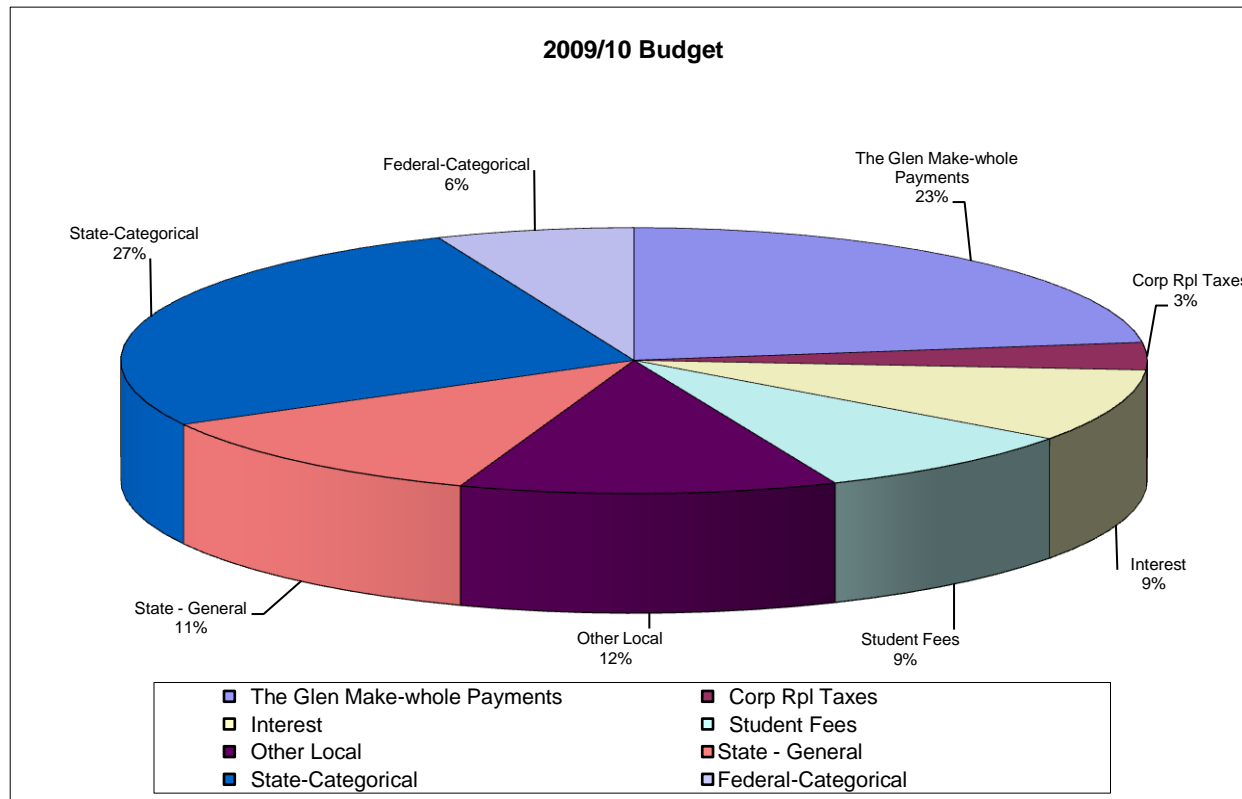
Est Actual 2009	2010 Budget	Actual vs Budget		Revenue Sources	Footnote	2010 Budget	2006 Projection	Budget vs Projection	
		\$	%					\$	%
				Local					
\$ 80,939,824	\$ 82,361,830	(1,422,006)	(1.8)	Property Taxes	r1	\$ 82,361,830	\$ 83,887,958	(1,526,128)	(1.9)
(817,862)	(1,276,000)	458,138	(56.0)	Less: Prior Year Refunds	r1	(1,276,000)	(807,059)	(468,941)	36.8
2,125,335	2,200,000	(74,665)	-	The Glen Make-whole Payments	r2	2,200,000	1,989,426	210,574	-
224,000	320,000	(96,000)	(42.9)	Corp Rpl Taxes	r3	320,000	320,000	-	-
1,434,715	853,409	581,306	40.5	Interest	r4	853,409	2,172,338	(1,318,929)	(154.5)
834,936	827,000	7,936	1.0	Student Fees	r5	827,000	783,156	43,844	5.3
1,353,480	1,143,000	210,480	15.6	Other Local	r6	1,143,000	1,619,329	(476,329)	(41.7)
1,182,966	1,110,142	72,824	6.2	State - General	r7	1,110,142	1,431,252	(321,110)	(28.9)
2,151,510	2,578,574	(427,064)	(19.8)	State-Categorical	r8	2,578,574	2,312,393	266,181	10.3
1,185,522	600,464	585,058	49.4	Federal-Categorical	r9	600,464	742,564	(142,100)	(23.7)
90,000	60,000	30,000	33.3	Transfers	r10	60,000	-	60,000	100.0
\$ 90,704,426	\$ 90,778,419	\$ (73,993)	(0.1)	Sub-total		\$ 90,778,419	\$ 94,451,357	\$ (3,672,938)	(4.0)

Operating Funds are defined as the Education, Operations & Maintenance, Transportation, IMRF and Working Cash Funds exclusive of one-time facilities improvements.

Revenue Comparison - Operating Funds

Northfield Township High School District 225

2009/10 Budget versus 2009/10 Projection - Revenue Categories Exclusive of Property Taxes



FOOTNOTES TO REVENUE SUMMARY

Northfield Township High School District Number 225

(r1) – Property Taxes

Property taxes are levied each year and are limited by the Property Tax Extension Limit Act (PTELA) to no more than five percent (5%) or the Consumer Price Index (CPI), whichever is less. In addition to CPI increases, the district also receives additional property tax revenue for new construction within the district. The CPI which will be used for the 2009 – 2010 budget is 4.1%.

(r2) – Tax Increment Financing District (TIF)

The Glen (Make Whole Payments): The Glen is a multi-use development created out of the old Glenview Naval Air Station plus an additional 200 acres. The Glen is under a TIF agreement for a period not to exceed 23 years. As such, the district receives no property tax revenue from this area. The district does, however, receive “make whole payments” based on the number of students enrolled at Glenbrook South High School living in the The Glen and new Navy housing.

(r3) – Corporate Personal Property Replacement Taxes

Corporate Personal Property Replacement Taxes are paid by corporations within the district. These taxes make up lost revenue as a result of the elimination of the personal property tax on business in 1978.

(r4) – Interest

Interest income from investments.

FOOTNOTES TO REVENUE SUMMARY (continued)

Northfield Township High School District Number 225

(r5) – Student Fees

Includes transportation, parking, driver's education, evening high school and the Glenbrook Aquatics Program.

(r6) – Other Local

Includes tuition, athletic admissions and other local fees.

(r7) – State - General

State aid provided to the district. This aid is usually unrestricted revenue and can be utilized in any fund. Currently, general state aid is being paid through federal stimulus funding, with certain temporary restrictions.

(r8) – State - Categorical

Revenues that are restricted. These revenues emanate from bilingual education, driver's education, special education, vocational education, etc. Currently, these revenues are being paid through federal stimulus funding, with additional restrictions.

(r9) – Federal - Categorical

Revenues which are restricted. These revenues include grants for IDEA, vocational education, Medicaid, etc.

(r10)- Transfers

Transfers from other operating funds.

Expenditure Summary - Operating Funds

Northfield Township High School District 225

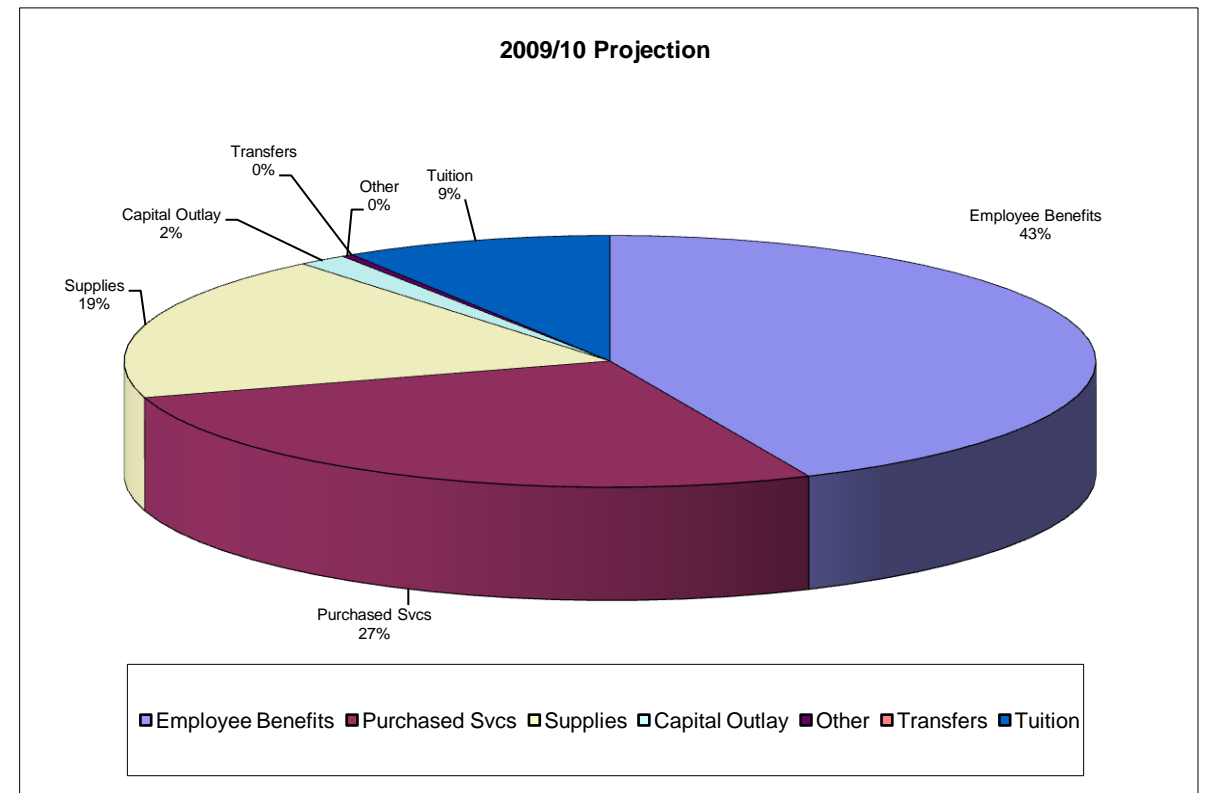
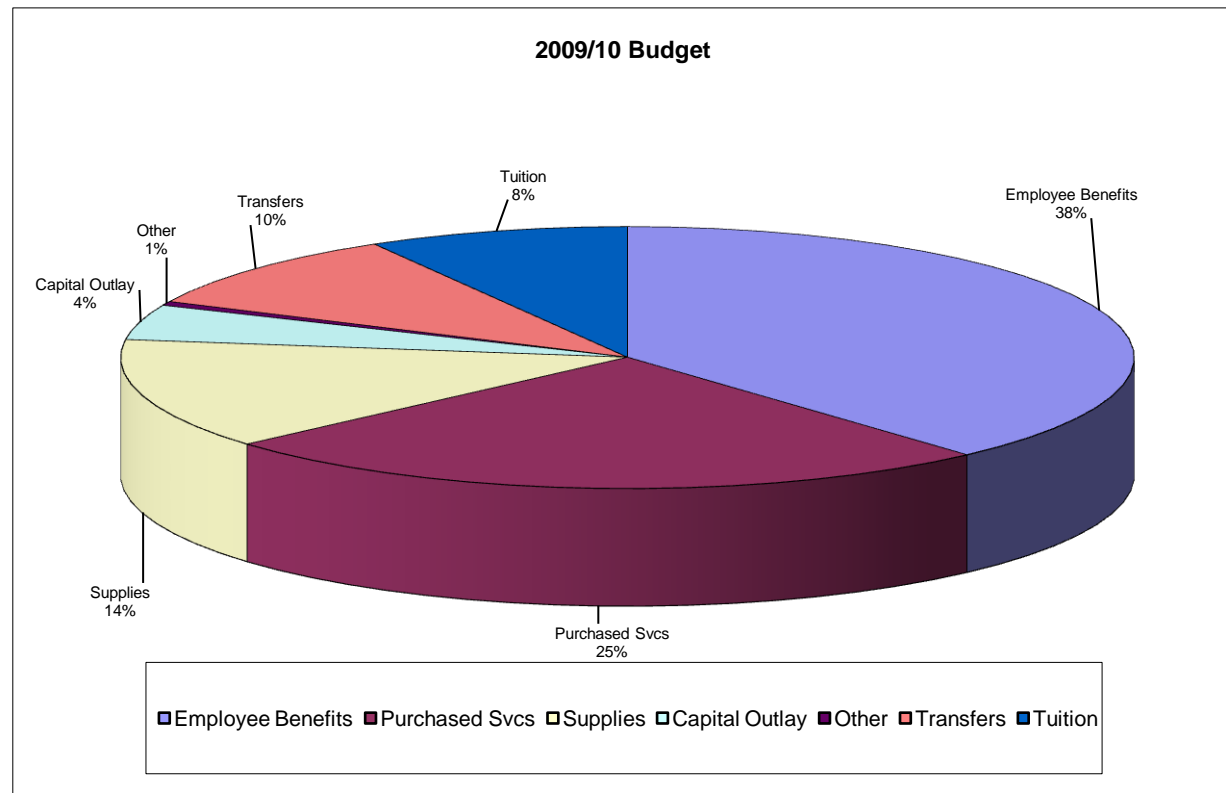
Est Actual 2009	2010 Budget	Actual vs Budget		Expenditure Categories	Footnote	2010 Budget	2006 Projection	Budget vs Projection	
		\$	%			\$		\$	%
56,533,816	59,498,450	(2,964,634)	(5.2)	Salaries	e1	59,498,450	61,401,972	(1,903,522)	(3.2)
11,833,981	12,947,175	(1,113,194)	(9.4)	Employee Benefits	e2	12,947,175	14,185,836	(1,238,661)	(9.6)
7,964,610	8,483,471	(518,861)	(6.5)	Purchased Svcs	e3	8,483,471	8,841,444	(357,973)	(4.2)
4,779,216	4,619,690	159,526	3.3	Supplies	e4	4,619,690	6,155,276	(1,535,586)	(33.2)
1,659,262	1,467,602	191,660	11.6	Capital Outlay	e5	1,467,602	529,530	938,072	63.9
134,149	167,925	(33,776)	(25.2)	Other	e6	167,925	118,523	49,402	29.4
2,000,000	3,260,630	(1,260,630)	-	Transfers	e7	3,260,630	-	3,260,630	100.0
2,908,906	2,816,140	92,766	3.2	Tuition	e8	2,816,140	2,926,211	(110,071)	(3.9)
\$ 87,813,940	\$ 93,261,083	\$ (5,447,143)	(6.2)	Sub-total		\$ 93,261,083	\$ 94,158,792	\$ (897,709)	(1.0)

Operating Funds are defined as the Education, Operations & Maintenance, Transportation, IMRF and Working Cash Funds exclusive of one-time facilities improvements. Contingencies are excluded from the budget for comparability purposes.

Expenditure Comparison - Operating Funds

Northfield Township High School District 225

2009/10 Budget versus 2009/10 Projection - Expenditure Categories Exclusive of Salaries



FOOTNOTES TO EXPENDITURE SUMMARY

Northfield Township High School District Number 225

(e1) - Salaries

Certified staffing falls into three general categories: administrative, regular teaching staff and special education program staff. General certified staff are allocated to each building based on the number of class registrations at each school. This number is adjusted by the projected enrollment. In addition to general staffing, each school has a number of full-time staff who are special allocation. Examples of special allocation include: Team, Academy, etc. Also included in this category are the salary costs for all educational support staff.

(e2) – Employee Benefits

This line represents the sum total of all employee benefits, such as health, dental, disability, life insurance and all pension costs.

(e3) – Purchased Services

This figure represents the sum total of all purchased services, such as consultants.

(e4) – Supplies

This is a general category for all supplies within the district. Included under this heading are utilities, consumable as well as non-consumable supplies.

(e5) – Capital Outlay

This is the category for general capital outlay purchases.

FOOTNOTES TO EXPENDITURE SUMMARY (continued)

Northfield Township High School District Number 225

(e6) - Other

This figure includes contingencies, dues and fees.

(e7) – Transfers

Transfers to other funds.

(e8) – Tuition

This line represents the district's total payment to outside agencies for special education tuition. Outside agencies can include both public schools as well as private day and/or residential facilities.

Summary - Operating Funds

Northfield Township High School District 225

Actual 2009	2010 Budget	Actual vs Budget	Change in Financial Status	2010 Budget	2006 Projection	Budget vs Projection
\$ 2,890,486	\$ (2,482,664)	\$ 5,373,150	Budget Surplus/Shortfall	\$ (2,482,664)	\$ 292,565	\$ (2,775,229)
50,939,363	48,456,699	\$ 2,482,664	Estimate Ending Balance	48,456,699	47,162,063	\$ 1,294,636
54.6%	49.3%	5.3%	% of Next Year's Expenditures	49.3%	48.0%	1.3%
30.9%	29.4%	1.5%	FY06 Benchmark	29.4%	29.4%	0.0%
23.7%	19.9%	3.8%	Difference	19.9%	18.6%	1.3%

FOOTNOTES TO OPERATING FUND SUMMARY

Northfield Township High School District Number 225

(c1) – Budget Surplus/Shortfall

This line indicates whether or not the district spent or is projecting to spend more money than it receives in revenues in a given year.

(c2) – Estimate Ending Balance

This figure represents the total of reserves for the operating funds (education, operations and maintenance, IMRF, transportation and working cash) at the end of each fiscal year.

(c3) - % of Next Year's Expenditures

The figure shown is the percentage of reserves against next year's expenditure budget.

(c4) – FY06 Benchmark

This figure shows the FY06 projected benchmark.

(c5) - Difference

This figure shows the difference between the percentage of reserves against next year's expenditure budget and the FY06 benchmark percentage.

SUMMARY - Comments on Revenue

Northfield Township High School District Number 225

PROPERTY TAXES

Over 93% of the district's revenue is derived from local resources. Of this percentage, the largest revenue source is property taxes. It is important for the Board of Education to understand that within the 2009/10 budget, property tax revenues have been offset by anticipated PTAB and tax court granted refunds. FY2009/10 budgeted property tax revenue in the operating funds has been reduced by approximately \$1.3M.

THE GLEN

Make-whole payments from the Glen redevelopment project are based upon FY2009 enrollment data. No adjustment has been made resulting from any changes to naval housing.

INTEREST INCOME

With interest rates at historic lows, budgeted interest for FY2009/10, is conservatively estimated at approximately \$850K in the operating funds, as well as projected interest income of \$150K in non-operating funds.

SUMMARY - Comments on Revenue (continued)

Northfield Township High School District Number 225

STUDENT FEES

With the exception of Parking and Transportation, student fees will not increase. For FY2009/10, the Board of Education has temporarily waived certain fees in response to economic conditions.

BOOKSTORE

In an effort to further increase efficiencies and reduce costs, the district outsourced its bookstore to Follett Higher Education Group. Follett manages the majority of college bookstores and private high school bookstores in the area. FY2009/10 budget line items relative to bookstore operations reflect the impact of this outsourcing.

FOOD SERVICE

A rent-based agreement is in effect with Quest Food Management Service. Under this agreement, Quest will pay the district a percentage of sales. Budgeted FY2009/10 net income generated from this agreement is \$200K.

SUMMARY - Comments on Expenditures

Northfield Township High School District Number 225

SALARIES

Approximately 80% of the district's operating expenditure budget is comprised of salaries and benefits. The FY2009/10 budget includes salary increases based on the teachers' contract at 6.1%. FY2009/10 is the second year of a five-year negotiated agreement with the Glenbrook Educational Association.

BENEFITS

The FY2009/10 budget reflects a benefit increase of 4% over actual FY2008/09 expenses.

PENSIONS

IMRF costs reflect an increase of approximately 24.71% over actual FY2008/09 expenses. This significant increase is due to IMRF investment losses resulting in a severe decline in fund balance with IMRF. IMRF has implemented a rolling 30-year rate increase amortization that will have a long term impact upon the District.

RETIREMENTS

Retirement benefits are included for those staff who declared their intent to retire in 2010. In addition, funds are budgeted assuming that an additional 5 certified and educational support staff will declare their intent to retire in 2009/10.

SUMMARY – Comments Regarding the 2008/09 Budget

Northfield Township High School District Number 225

Overall, the district received 100% of its budgeted revenues and spent 97% of its budgeted expenditures in operating funds. The net effect was that the district ended the year with an actual surplus of \$2.9M as compared to a budgeted surplus of \$850K.

With regards to expenditures, the education fund was under spent by approximately \$2.9M. Most of this difference can be accounted for as follows:

	<u>Under Budget</u>	<u>Over Budget</u>
Salaries (Includes deferred retirement costs)	\$ 615,000	
Employee Benefits	\$ 325,000	
• Medical, Dental, Life and Disability Insurance		
• TRS Health Insurance and TRS 2.2 Benefit Formula		
• IMRF, Social Security and Medicare pensions		
• All Employee Fringe Benefits		
Purchased Services (includes Food Service)	\$ 995,000	
Supplies	\$ 635,000	
Equipment		\$ 37,500
Other (includes Dues & Fees)	\$ 475,000	
Special Education Tuition		\$ 125,000

2008/09 - Actual versus Budget Summary

Northfield Township High School District 225

Categories	Actual	Budget	Difference	%		
Revenue					FY2009 Adj Budget - Revenues	
Education	79,418,331	79,014,712	403,620	101%	90,279,087	Budget (adopted 9/24/07)
Operations & Maintenance	4,224,327	4,364,094	(139,767)	97%	781,128	Budget transfers for approved grant budgets
Transportation	2,633,931	3,027,325	(393,394)	87%		
IMRF	3,098,818	3,158,029	(59,211)	98%		
Working Cash	1,329,018	1,496,055	(167,037)	89%		
Sub-total:	<u>90,704,426</u>	<u>91,060,215</u>	<u>(355,789)</u>	100%	<u>91,060,215</u>	
Expenditures					FY2009 Adj Budget - Expenditures	
Education	75,032,674	77,294,177	(2,261,503)	97%	90,077,847	Budget (adopted 9/24/07)
Operations & Maintenance	8,123,404	8,188,712	(65,308)	99%	(650,000)	Less Contingencies
Transportation	2,226,413	2,211,086	15,327	101%	781,128	Budget transfers for approved grant budgets
IMRF	2,431,449	2,515,000	(83,551)	97%		
Working Cash	-	-	-	0%		
Sub-total:	<u>87,813,940</u>	<u>90,208,975</u>	<u>(2,395,035)</u>	97%	<u>90,208,975</u>	
Rev (+/-) Exp	<u>2,890,486</u>	<u>851,240</u>	<u>2,039,246</u>			

Operating Funds are defined as the Education, Operations & Maintenance, Transportation, IMRF and Working Cash Funds exclusive of one-time facilities

EXPLANATION OF ACCOUNT STRUCTURE

Northfield Township High School District Number 225

The district provides the Board of Education with information sorted and grouped by program. Following is a listing of those funds which are included in each account type:

The **OPERATING FUND** is composed of the following funds: Education, State/Federal Grants, Food Service, Operations/Maintenance, Transportation, Illinois Municipal Retirement Fund/Social Security, and Working Cash. This fund provides for the day-to-day services necessary to operate the school district. By board policy, in this fund, the district is expected to maintain reserves equal to 33% of the following year's expenditures.

The **DEBT SERVICE FUND** is composed solely of the Debt Service. Debt recorded in this fund consists of principal and interest payments to pay off bonds issued by the school district.

The **CAPITAL PROJECTS** are composed of the following funds: Capital Projects and Life Safety. This fund is utilized to record capital improvements to facilities, as well as life safety expenditures.

The **GLENBROOK AQUATICS PROGRAM** is utilized to record revenue and expenses associated with aquatics programs at Glenbrook North High School.

Following is a list of program numbers which the district uses to segregate costs.
Programs are listed in numeric order under each account type.

LISTING OF PROGRAM NUMBERS

Northfield Township High School District Number 225

REGULAR INSTRUCTION	SPECIAL EDUCATION
1000 Regular Instruction	1300 Special Education
1005 Art	1303 EMH
1015 Drivers Education	1310 Physically Handicapped
1020 English	1312 Behavior Disorders
1025 Evening High School	1320 DLS-Cross Categorical
1030 Foreign Language	1322 Learning Disabilities
1035 Health Education	1325 Study Strategies-Cross Categorical
1040 Math	1354 STEP
1045 Music/Performing Arts	1360 Off-Campus
1050 Physical Education/Health	1390 Services Purchased from Agencies
1055 Science	
1060 Social Studies	VOCATIONAL EDUCATION
1065 Team	1400 Vocational Education
1150 Reading Improvement	1405 Applied Technology
1160 Summer School	1410 Broadcasting
1180 English as a Second Language	1415 Business Education
1205 Adult Education	1420 DCE-Diversified Cooperative Ed
	1425 Home Economics

LISTING OF PROGRAM NUMBERS (continued)

Northfield Township High School District Number 225

VOCATIONAL EDUCATION - continued	2130 Health Service
1430 Industrial Arts	2140 Social Work Services
1435 Nursery School	2150 Psychological Services
	2190 Other (Hallway Supervision)
OTHER EDUCATIONAL PROGRAMS	2200 Staff Services
1650 Academy	2210 Improvement of Instruction
1900 Alternative Programs	2213 Glenbrook Days
1999 Contingency	2220 Instructional Materials Center
	2230 Audio Visual Services
SUPPORTING SERVICES	2300 Administration Services
2000 Support Services	2310 Board of Education
2100 Student Activities	2311 Tort
2110 Dean's Office	2312 District Retirement Program
2114 Residency	2320 Superintendent's Office
2116 GEA	2324 Assistant Superintendent's Office
2120 Guidance Services	2410 Principal's Office
2123 Crisis Intervention	2510 Business Office
2126 Peer Counseling	2520 Fiscal Services
2128 Police Counselor	2550 Transportation

LISTING OF PROGRAM NUMBERS (continued)

Northfield Township High School District Number 225

SUPPORTING SERVICES - continued	ARRA FEDERAL STIMULUS PROGRAMS
2560 Food Service	4850 ARRA General State Aid SFSF
2573 Bookstores	4851 ARRA Title I Low Income
2574 Printing and Duplicating	4860 ARRA Title IID Tech Ed
2600 Support Services – Central	4870 ARRA Other I
2610 General Administration	EXTRA/CO-CURRICULAR PROGRAMS
2630 Public Information Office	5000 Extra/Co-Curricular Activities
2640 Human Resource Department	5100 Athletics
2645 Employee Assistance Program	5110 Training Room
2649 Health Promotion Program	5200 Athletics – Boys
2660 Information Systems	5210 Baseball
2661 Information Systems– Applications	5215 Basketball
2662 Information Systems - Recurring	5220 Cross Country
2663 Information Systems –Tech Plan	5225 Football
COMMUNITY SERVICES	5230 Golf
3000 Community Services	5235 Gymnastics
3200 Community Swim Program	5240 Lacrosse
3202 Summer Athletic Camps	5245 Soccer
3205 Spartan Swim Club	5260 Swimming

LISTING OF PROGRAM NUMBERS (continued)

Northfield Township High School District Number 225

EXTRA/CO-CURRICULAR PROGRAMS - continued	5380 Track
5270 Tennis	5390 Volleyball
5280 Track	5800 Extra/Co-Curricular Activities
5285 Volleyball	5805 Auditorium/CPA
5290 Water Polo	5815 Pom Pons
5295 Wrestling	5820 Debate
5300 Athletics – Girls	5825 Drama
5305 Badminton	5835 Forensics
5315 Basketball	5850 Mathletes
5318 Cheerleading	5890 Extra-Activities/Discretionary
5320 Cross Country	REIMBURSED ST & FED PROGRAMS
5323 Field Hockey	6000 State/Federal Grants
5330 Golf	6100 Grants-Regular Instruction
5335 Gymnastics	6105 Bi-Lingual Education – TPI/TBE (3305)
5340 Lacrosse	6110 Title III – IEP (4905)
5345 Soccer	6120 Gifted (3350)
5350 Softball	6140 School Based Learn & Serve (4910)
5360 Swimming	6150 Title I – Disadvantaged (4300)
5370 Tennis	6155 Title II – Teacher Quality (4930)

LISTING OF PROGRAM NUMBERS (continued)

Northfield Township High School District Number 225

REIMBURSED ST & FED PROGRAMS - continued	6500 Grants-Staff Development
6157 Title III – LIPLEPS (4909)	6580 IL. Int'l High School Grant (3999)
6160 Title IV – Drug Free Schools (4400)	6585 Library Svcs Tech Act Grant (LTSA)
6170 Title V – Innovative Programs (4100)	6590 School Library Per Capita Grant
6200 Grants-Support Services	OPERATIONS & MAINTENANCE
6215 School Safety/Ed Block Grant (3775)	9000 Facilities & Plant Operations
6300 Grants-Special Education	9010 Plant Operations
6354 DORS – Step Program (4951)	9015 Safety Committee
6366 IDEA-PL 94-142 (4620)	9050 Building Maintenance
6380 Medicaid (4900)	9080 Grounds Maintenance
6400 Grants-Vocational Ed	9200 Life Safety Amendments - GBN
6410 Agricultural Education (3235)	9213 Life Safety Amendments-GBN #13
6420 Carl Perkins (4745)	9300 Life Safety Amendments - GBS
6440 Education-to-Careers Grant (4777)	9805 Environmental Services
6460 Career & Tech Ed Improve (3220)	9810 Asphalt/Concrete Work
6470 Tech Prep (3201)	9812 Floor Coverings
6480 Tech Enhancing Ed Formula (4971)	9815 Grounds/Site Work
6485 Smaller Learning Communities (4099)	9820 Performance Contract
6490 Closing the Gap (3792)	9823 Remodeling Facilities

The graphic features the number '225' in a large, stylized font. The first '2' is light green with a grey shadow, while the second '2' and the '5' are grey with a light green shadow. The words 'OPERATING' and 'FUND' are written in blue, uppercase, sans-serif font, centered over the number.

OPERATING FUND

NORTHFIELD TOWNSHIP HIGH SCHOOL DISTRICT NUMBER 225

The Operating Fund is composed of the following funds: Education, State/Federal Grants, Food Service, Operations/Maintenance, Transportation, Illinois Municipal Retirement Fund/Social Security, and Working Cash. This fund provides for the day-to-day services necessary to operate the school district. By board policy, in this fund, the district is expected to maintain reserves equal to 33% of the following year's expenditures.

Glenbrook High School Dist 225
Revenue Budget Report - by Function by Fund Group
Operating Funds
For Period Ending: June 30, 2009

Function	Description	2009 Actual	2009 Budget	2010 Budget	Budget Variance
1111	GEN TAXES-CURRENT YEAR LEVY	38,344,926.31	37,746,327.00	37,935,560.00	189,233.00
1112	GEN TAXES-PRIOR YEAR LEVY	41,774,305.51	41,792,334.00	43,629,369.00	1,837,035.00
1113	GEN TAXES-PRIOR YEARS LEVIES	(796,224.05)	(1,270,000.00)	(1,256,000.00)	14,000.00
1151	GEN TAXES-CURRENT YEAR LEVY	400,949.02	394,505.00	337,500.00	(57,005.00)
1152	GEN TAXES-PRIOR YEAR LEVY	419,643.34	438,522.00	459,401.00	20,879.00
1153	GEN TAXES-PRIOR YEARS LEVIES	(21,637.60)	(10,000.00)	(20,000.00)	(10,000.00)
1230	CORPORATE PERS PROP REPL TAXES	224,000.00	224,000.00	320,000.00	96,000.00
1292	THE GLEN MAKE-WHOLE PAYMENTS	2,125,334.58	1,831,274.00	2,200,000.00	368,726.00
1311	REGULAR TUITION-PUPIL/PARENTS	7,735.50	-	-	-
1320	SUMMER SCHOOL TUITIONS	373,835.05	305,000.00	330,000.00	25,000.00
1411	REG TRANS FEES-PUPILS/PARENTS	232,866.85	300,000.00	230,000.00	(70,000.00)
1412	REG TRANS FEES-PUPIL/PARENTS F	267,152.40	200,000.00	270,000.00	70,000.00
1510	INTEREST INCOME	1,434,715.40	2,044,823.00	853,409.00	(1,191,414.00)
1611	TYPE A LUNCH-PUPILS	-	-	-	-
1613	ALA CARTE-PUPILS	-	-	-	-
1620	SALES TO ADULTS	-	-	-	-
1690	SPECIAL EVENTS - CAFETERIA	-	-	-	-
1691	VENDING SALES	70,000.00	70,000.00	-	(70,000.00)
1711	ATHLETICS ADMISSIONS	24,068.00	18,000.00	20,000.00	2,000.00
1720	STUDENT FEES	68,152.50	66,000.00	65,000.00	(1,000.00)
1721	PARKING FEES	284,759.90	260,000.00	280,000.00	20,000.00
1791	NURSERY SCHOOL TUITION	34,867.80	39,000.00	33,000.00	(6,000.00)
1821	BOOKSTORE SALES	(853.00)	-	-	-
1822	LESS:SALES TAX	-	-	-	-
1829	OTHER BOOKSTORE SALES	1,560.00	7,000.00	-	(7,000.00)
1911	RENTAL/FACILITIES-DIST	252,020.81	220,000.00	200,000.00	(20,000.00)
1913	SWIMMING PROGRAM - GBS	49,223.30	38,000.00	45,000.00	7,000.00
1914	EVENING HS FEES	1,787.00	2,000.00	2,000.00	-
1915	RENTAL OF FAC - NORTH	70,566.00	41,000.00	60,000.00	19,000.00
1916	RENTAL OF FAC - SOUTH	48,518.15	45,000.00	45,000.00	-
1917	SUMMER ATHLETIC CAMPS	248,830.00	175,000.00	230,000.00	55,000.00
1940	SVCS TO DIST/COMP TO ELEM DIST	33,696.00	25,000.00	25,000.00	-
1950	REFUND OF PRIOR YR EXP	49,758.89	-	-	-
1970	DRIVER EDUCATION FEES	-	-	65,000.00	65,000.00
1980	VENDING REBATES	-	-	70,000.00	70,000.00
1993	LOCAL FEES	68,400.00	76,000.00	-	(76,000.00)
1999	OTHER MISC LOCAL REVENUE	-	75,000.00	-	(75,000.00)
	TOTAL REVENUE FROM LOCAL SOURCES	86,092,957.66	85,153,785.00	86,429,239.00	1,275,454.00

Function	Description	2009 Actual	2009 Budget	2010 Budget	Budget Variance
3001	GENERAL STATE AID	1,182,965.58	1,182,965.63	-	(1,182,965.63)
3102	SPEC ED-PRIV SCHL TUITIO	8,248.81	2,500.00	2,500.00	-
3105	SP ED - EXTRAORDINARY SVCS	446,540.80	575,000.00	550,000.00	(25,000.00)
3110	SPEC ED-PERSONNEL	626,546.77	800,000.00	800,000.00	-
3120	SPECIAL ED-ORPHANAGE-INDIV	188,499.47	160,000.00	210,988.00	50,988.00
3130	SPEC ED-ORPHANAGE-SUMMER	22,396.00	20,000.00	20,000.00	-
3145	SUMMER SCHOOL STATE AID	3,603.70	2,000.00	3,000.00	1,000.00
3220	VOC ED-CAREER & TECH ED IMPROV	72,550.01	72,550.00	-	(72,550.00)
3305	BILINGUAL ED-ESL (TPI)	28,140.00	107,473.00	-	(107,473.00)
3370	DRIVER EDUCATION	63,117.84	63,000.00	63,000.00	-
3500	REGULAR TRANSPORTATION AID	-	-	-	-
3510	SPECIAL ED TRANSP AID	507,560.43	900,630.00	926,086.00	25,456.00
3651	NATL BOARD CERT INITIATIVES	3,000.00	3,000.00	3,000.00	-
3775	ADA SAFETY & EDUC BLOCK GRANT	163,887.23	163,887.23	-	(163,887.23)
3999	SPECIAL APPROPRIATIONS	17,418.69	18,418.69	-	(18,418.69)
	TOTAL REVENUE FROM STATE SOURCES	3,334,475.33	4,071,424.55	2,578,574.00	(1,492,850.55)
4099	OTHER FEDERAL GRANTS-IN-AID	-	-	-	-
4100	TITLE V - INNOVATIVE PROGRAMS	11,236.00	11,235.00	-	(11,235.00)
4300	TITLE I - DISADVANTAGED	152,816.00	220,111.00	-	(220,111.00)
4400	TITLE IV - DRUG FREE SCHOOLS	9,090.00	8,317.00	-	(8,317.00)
4620	EHA, 94-142, PROJECT	229,480.00	407,986.00	450,930.00	42,944.00
4625	SPEC ED - IDEA - RM & BRD	188,097.71	560,000.00	138,000.00	(422,000.00)
4745	VOC ED-CARL PERKINS	95,227.83	95,228.00	-	(95,228.00)
4850	ARRA GENERAL STATE AID (SFSF)	349,720.05	349,720.00	1,110,142.00	760,422.00
4851	ARRA TITLE I-LOW INCOME	-	-	-	-
4860	ARRA TITLE IID-TECH ED	-	-	-	-
4870	ARRA OTHER - I	-	-	-	-
4900	MEDICAID MATCHING FUNDS	28,194.68	-	-	-
4905	TITLE III - IEP	-	-	-	-
4909	TITLE III - LIPLEPS	43,330.00	27,666.00	-	(27,666.00)
4930	TITLE II - TEACHER QUALITY	66,160.00	51,350.00	-	(51,350.00)
4951	DIV REHAB SVCS - STEP	10,277.77	11,500.00	11,534.00	34.00
4971	TECHNOLOGY ENHANCING ED FORMUL	1,892.00	1,892.00	-	(1,892.00)
	TOTAL REVENUE FROM FEDERAL SOURCES	1,185,522.04	1,745,005.00	1,710,606.00	(34,399.00)
7310	SALE OF FIXED ASSETS	1,471.00	-	-	-
7900	TRANSFERS	90,000.00	90,000.00	60,000.00	(30,000.00)
	TOTAL REVENUE FROM OTHER SOURCES	91,471.00	90,000.00	60,000.00	(30,000.00)
	TOTAL ALL OPERATING REVENUES	90,704,426.03	91,060,214.55	90,778,419.00	(281,795.55)

Glenbrook High School Dist 225

Expenditure Budget Report - by Program by Fund Group

FOR PERIOD ENDING: June 30, 2009

		<u>2009 Actual</u>	<u>2009 Budget</u>	<u>2010 Budget</u>	<u>Budget Variance</u>
<u>Program Code: 0000 *</u>					
2115	TRS-2.2	\$0.00	\$0.00	\$0.00	\$0.00
2118	TRS HEALTH INSURANCE	\$0.00	\$0.00	\$0.00	\$0.00
2140	MEDICARE CONTRIBUTION	\$0.00	\$0.00	\$0.00	\$0.00
Total Object 2000:		\$0.00	\$0.00	\$0.00	\$0.00
Total Program 0000 (*) :		\$0.00	\$0.00	\$0.00	\$0.00
<u>Program Code: 1000 Regular Instruction</u>					
1310	TEACHERS	\$0.00	\$260,000.00	\$360,000.00	\$100,000.00
1390	TEACHERS-SUBSTITUTES-RELEASE	\$189,290.95	\$200,503.80	\$209,000.00	\$8,496.20
1391	TEACHERS-SUBSTITUTES-ILLNESS	\$307,461.33	\$335,000.00	\$325,000.00	\$-10,000.00
Total Object 1000:		\$496,752.28	\$795,503.80	\$894,000.00	\$98,496.20
2115	TRS-2.2	\$2,802.77	\$3,240.38	\$3,764.26	\$523.88
2118	TRS HEALTH INSURANCE	\$3,042.18	\$3,570.16	\$4,124.40	\$554.24
2120	IMRF CONTRIBUTION	\$1,555.04	\$2,660.32	\$2,398.11	\$-262.21
2130	FICA CONTRIBUTION	\$1,267.83	\$1,412.26	\$3,106.48	\$1,694.22
2140	MEDICARE CONTRIBUTION	\$8,623.03	\$10,301.75	\$12,195.19	\$1,893.44
2150	TRS-EARLY RETIREMENT	\$0.00	\$100,000.00	\$600,000.00	\$500,000.00
2210	LIFE/DISABILITY INSURANCE	\$2,610.64	\$2,859.20	\$3,436.67	\$577.47
2220	MEDICAL/DENTAL INSURANCE	\$451,268.50	\$593,318.61	\$587,835.96	\$-5,482.65
2250	HLTH & DNTL INSUR-RETIREEES	\$452,167.73	\$400,000.00	\$400,000.00	\$0.00
2403	PHYSICAL EXAMINATION REIMB	\$280.00	\$2,000.00	\$1,000.00	\$-1,000.00
2404	PROFESSIONAL DUES REIMB	\$14,407.00	\$22,000.00	\$20,000.00	\$-2,000.00
2407	FRINGE BENEFIT ALLOTMENT	\$517,945.48	\$520,000.00	\$520,000.00	\$0.00
Total Object 2000:		\$1,455,970.20	\$1,661,362.68	\$2,157,861.07	\$496,498.39
3113	TESTING SERVICES	\$6,399.88	\$6,399.88	\$13,500.00	\$7,100.12
3313	FIELD TRIPS	\$121,354.60	\$140,375.57	\$130,000.00	\$-10,375.57
3323	TEACHER TRAVEL-BETWEEN SCHOOLS	\$2,974.42	\$2,689.20	\$3,000.00	\$310.80

Glenbrook High School Dist 225

Expenditure Budget Report - by Program by Fund Group

FOR PERIOD ENDING: June 30, 2009

		<u>2009 Actual</u>	<u>2009 Budget</u>	<u>2010 Budget</u>	<u>Budget Variance</u>
3910	STUDENT AID	\$268,680.69	\$230,000.00	\$260,000.00	\$30,000.00
	Total Object 3000:	\$399,409.59	\$379,464.65	\$406,500.00	\$27,035.35
4100	SUPPLIES-GENERAL	\$0.00	\$0.00	\$0.00	\$0.00
4140	NON-CONSUMABLE SUPPLIES	\$13,796.23	\$14,265.62	\$0.00	\$-14,265.62
4300	LIBRARY BOOKS	\$0.00	\$0.00	\$0.00	\$0.00
4700	SOFTWARE / NCON TECH SUPPLIES	\$38,158.60	\$38,158.60	\$11,034.00	\$-27,124.60
	Total Object 4000:	\$51,954.83	\$52,424.22	\$11,034.00	\$-41,390.22
5400	EQUIPMENT	\$0.00	\$0.00	\$0.00	\$0.00
5411	TECHNOLOGY EQUIPMENT	\$0.00	\$0.00	\$55,709.00	\$55,709.00
	Total Object 5000:	\$0.00	\$0.00	\$55,709.00	\$55,709.00
6210	OTHER INTEREST	\$0.00	\$0.00	\$0.00	\$0.00
6400	DUES AND FEES	\$7,693.90	\$7,693.90	\$8,100.00	\$406.10
6600	TRANSFERS	\$0.00	\$0.00	\$3,320,630.00	\$3,320,630.00
6900	CONTINGENCIES	\$0.00	\$550,000.00	\$550,000.00	\$0.00
	Total Object 6000:	\$7,693.90	\$557,693.90	\$3,878,730.00	\$3,321,036.10
7000	TRANSFERS	\$2,090,000.00	\$2,090,000.00	\$0.00	\$-2,090,000.00
7140	NON-CONSUMABLE SUPPLIES	\$0.00	\$0.00	\$15,000.00	\$15,000.00
	Total Object 7000:	\$2,090,000.00	\$2,090,000.00	\$15,000.00	\$-2,075,000.00
	Total Program 1000 (Regular Instruction) :	\$4,501,780.80	\$5,536,449.25	\$7,418,834.07	\$1,882,384.82
<u>Program Code: 1005 Art</u>					
1310	TEACHERS	\$461,692.50	\$459,301.00	\$482,942.00	\$23,641.00
	Total Object 1000:	\$461,692.50	\$459,301.00	\$482,942.00	\$23,641.00
2115	TRS-2.2	\$2,598.46	\$2,469.73	\$2,776.67	\$306.94
2118	TRS HEALTH INSURANCE	\$2,822.39	\$2,722.42	\$3,038.38	\$315.96
2140	MEDICARE CONTRIBUTION	\$5,306.73	\$4,869.38	\$5,672.63	\$803.25

Glenbrook High School Dist 225

Expenditure Budget Report - by Program by Fund Group

FOR PERIOD ENDING: June 30, 2009

		<u>2009 Actual</u>	<u>2009 Budget</u>	<u>2010 Budget</u>	<u>Budget Variance</u>
2210	LIFE/DISABILITY INSURANCE	\$556.18	\$658.49	\$602.63	\$-55.86
2220	MEDICAL/DENTAL INSURANCE	\$29,835.66	\$29,156.76	\$33,383.63	\$4,226.87
	Total Object 2000:	\$41,119.42	\$39,876.78	\$45,473.94	\$5,597.16
3120	CONSULTANTS	\$0.00	\$0.00	\$0.00	\$0.00
3230	REPAIRS & MAINT SERVICES	\$1,499.71	\$1,499.71	\$2,900.00	\$1,400.29
3234	MAINTENANCE AGREEMENTS	\$0.00	\$0.00	\$0.00	\$0.00
3251	FILM RENTAL	\$0.00	\$0.00	\$0.00	\$0.00
3320	PROFESSIONAL DEVELOPMENT	\$834.96	\$834.96	\$2,525.00	\$1,690.04
3600	PRINTING & BINDING	\$0.00	\$0.00	\$0.00	\$0.00
3903	ENTRY FEES	\$30.00	\$30.00	\$350.00	\$320.00
	Total Object 3000:	\$2,364.67	\$2,364.67	\$5,775.00	\$3,410.33
4100	SUPPLIES-GENERAL	\$29,927.07	\$29,927.07	\$30,272.00	\$344.93
4106	SUPPLIES-STUDENT FEES	\$0.00	\$0.00	\$0.00	\$0.00
4115	NON-PRINTED MATERIALS	\$0.00	\$0.00	\$100.00	\$100.00
4140	NON-CONSUMABLE SUPPLIES	\$8,929.84	\$8,929.84	\$0.00	\$-8,929.84
4300	LIBRARY BOOKS	\$423.25	\$423.25	\$550.00	\$126.75
	Total Object 4000:	\$39,280.16	\$39,280.16	\$30,922.00	\$-8,358.16
5400	EQUIPMENT	\$18,764.49	\$18,764.49	\$0.00	\$-18,764.49
5409	EQUIPMENT-SPEC ITEMS	\$0.00	\$0.00	\$0.00	\$0.00
	Total Object 5000:	\$18,764.49	\$18,764.49	\$0.00	\$-18,764.49
7140	NON-CONSUMABLE SUPPLIES	\$0.00	\$0.00	\$24,114.00	\$24,114.00
	Total Object 7000:	\$0.00	\$0.00	\$24,114.00	\$24,114.00
	Total Program 1005 (Art) :	\$563,221.24	\$559,587.10	\$589,226.94	\$29,639.84

Program Code: 1015 Drivers Education

1310	TEACHERS	\$437,937.30	\$437,938.00	\$482,223.00	\$44,285.00
------	----------	--------------	--------------	--------------	-------------

Glenbrook High School Dist 225

Expenditure Budget Report - by Program by Fund Group

FOR PERIOD ENDING: June 30, 2009

		<u>2009 Actual</u>	<u>2009 Budget</u>	<u>2010 Budget</u>	<u>Budget Variance</u>
Total Object 1000:		\$437,937.30	\$437,938.00	\$482,223.00	\$44,285.00
2115	TRS-2.2	\$2,568.99	\$2,837.06	\$2,930.00	\$92.94
2118	TRS HEALTH INSURANCE	\$2,790.37	\$3,127.18	\$3,206.00	\$78.82
2140	MEDICARE CONTRIBUTION	\$4,529.81	\$5,223.87	\$5,000.00	\$-223.87
2210	LIFE/DISABILITY INSURANCE	\$637.06	\$1,012.02	\$1,000.00	\$-12.02
2220	MEDICAL/DENTAL INSURANCE	\$45,541.82	\$53,662.57	\$57,992.00	\$4,329.43
Total Object 2000:		\$56,068.05	\$65,862.70	\$70,128.00	\$4,265.30
3230	REPAIRS & MAINT SERVICES	\$1,645.94	\$1,645.94	\$7,500.00	\$5,854.06
3234	MAINTENANCE AGREEMENTS	\$212.10	\$212.10	\$3,600.00	\$3,387.90
3251	FILM RENTAL	\$0.00	\$0.00	\$0.00	\$0.00
3320	PROFESSIONAL DEVELOPMENT	\$72.17	\$72.17	\$1,470.00	\$1,397.83
3322	LEASES	\$0.00	\$0.00	\$0.00	\$0.00
Total Object 3000:		\$1,930.21	\$1,930.21	\$12,570.00	\$10,639.79
4100	SUPPLIES-GENERAL	\$1,641.93	\$1,641.93	\$3,541.00	\$1,899.07
4115	NON-PRINTED MATERIALS	\$0.00	\$0.00	\$0.00	\$0.00
4140	NON-CONSUMABLE SUPPLIES	\$0.00	\$0.00	\$0.00	\$0.00
4300	LIBRARY BOOKS	\$0.00	\$0.00	\$0.00	\$0.00
Total Object 4000:		\$1,641.93	\$1,641.93	\$3,541.00	\$1,899.07
5400	EQUIPMENT	\$0.00	\$0.00	\$0.00	\$0.00
5500	VEHICLES	\$0.00	\$10,000.00	\$0.00	\$-10,000.00
Total Object 5000:		\$0.00	\$10,000.00	\$0.00	\$-10,000.00
7140	NON-CONSUMABLE SUPPLIES	\$0.00	\$0.00	\$0.00	\$0.00
Total Object 7000:		\$0.00	\$0.00	\$0.00	\$0.00
Total Program 1015 (Drivers Education) :		\$497,577.49	\$517,372.84	\$568,462.00	\$51,089.16

Program Code: 1020 English

Glenbrook High School Dist 225

Expenditure Budget Report - by Program by Fund Group

FOR PERIOD ENDING: June 30, 2009

		<u>2009 Actual</u>	<u>2009 Budget</u>	<u>2010 Budget</u>	<u>Budget Variance</u>
1310	TEACHERS	\$3,386,972.00	\$3,386,973.00	\$3,581,423.00	\$194,450.00
1410	PARAPROFESSIONALS	\$187,959.98	\$196,590.00	\$248,481.00	\$51,891.00
	Total Object 1000:	\$3,574,931.98	\$3,583,563.00	\$3,829,904.00	\$246,341.00
2115	TRS-2.2	\$19,808.53	\$19,168.32	\$21,042.60	\$1,874.28
2118	TRS HEALTH INSURANCE	\$21,516.08	\$21,127.98	\$23,026.51	\$1,898.53
2120	IMRF CONTRIBUTION	\$13,451.12	\$9,734.52	\$16,775.28	\$7,040.76
2130	FICA CONTRIBUTION	\$11,139.66	\$8,791.80	\$11,858.99	\$3,067.19
2140	MEDICARE CONTRIBUTION	\$45,935.69	\$44,462.91	\$49,103.00	\$4,640.09
2150	TRS-EARLY RETIREMENT	\$22,553.39	\$22,554.00	\$0.00	\$-22,554.00
2210	LIFE/DISABILITY INSURANCE	\$6,028.72	\$7,757.94	\$6,388.09	\$-1,369.85
2220	MEDICAL/DENTAL INSURANCE	\$358,279.10	\$336,687.73	\$379,970.39	\$43,282.66
	Total Object 2000:	\$498,712.29	\$470,285.20	\$508,164.86	\$37,879.66
3230	REPAIRS & MAINT SERVICES	\$200.00	\$200.00	\$200.00	\$0.00
3234	MAINTENANCE AGREEMENTS	\$0.00	\$0.00	\$0.00	\$0.00
3251	FILM RENTAL	\$0.00	\$0.00	\$0.00	\$0.00
3320	PROFESSIONAL DEVELOPMENT	\$13,317.31	\$13,317.31	\$13,395.00	\$77.69
	Total Object 3000:	\$13,517.31	\$13,517.31	\$13,595.00	\$77.69
4100	SUPPLIES-GENERAL	\$13,432.09	\$13,662.09	\$14,043.00	\$380.91
4115	NON-PRINTED MATERIALS	\$600.00	\$600.00	\$600.00	\$0.00
4140	NON-CONSUMABLE SUPPLIES	\$10,908.00	\$10,908.00	\$0.00	\$-10,908.00
4300	LIBRARY BOOKS	\$3,075.43	\$3,075.43	\$4,020.00	\$944.57
	Total Object 4000:	\$28,015.52	\$28,245.52	\$18,663.00	\$-9,582.52
5400	EQUIPMENT	\$0.00	\$0.00	\$0.00	\$0.00
5409	EQUIPMENT-SPEC ITEMS	\$0.00	\$0.00	\$0.00	\$0.00
	Total Object 5000:	\$0.00	\$0.00	\$0.00	\$0.00
7140	NON-CONSUMABLE SUPPLIES	\$0.00	\$0.00	\$6,600.00	\$6,600.00

Glenbrook High School Dist 225

Expenditure Budget Report - by Program by Fund Group

FOR PERIOD ENDING: June 30, 2009

	2009 Actual	2009 Budget	2010 Budget	Budget Variance
Total Object 7000:	\$0.00	\$0.00	\$6,600.00	\$6,600.00
Total Program 1020 (English) :	\$4,115,177.10	\$4,095,611.03	\$4,376,926.86	\$281,315.83

Program Code: 1025 Evening High School

1110	ADMINISTRATORS	\$92,077.00	\$92,077.00	\$97,784.00	\$5,707.00
1148	CURRICULUM PROJECTS	\$2,300.00	\$2,300.00	\$1,200.00	\$-1,100.00
1210	CLERICAL	\$0.00	\$0.00	\$7,300.00	\$7,300.00
1340	TEACHERS-HRLY/PER DIEM	\$223,265.84	\$235,000.00	\$235,000.00	\$0.00
1350	TEACHERS-STIPENDS	\$0.00	\$0.00	\$800.00	\$800.00
1390	TEACHERS-SUBSTITUTES-RELEASE	\$255.75	\$0.00	\$500.00	\$500.00
1410	PARAPROFESSIONALS	\$5,611.14	\$7,500.00	\$8,809.00	\$1,309.00
1590	SUPPORT STAFF-SUBS/HOURLY	\$6,382.68	\$8,000.00	\$700.00	\$-7,300.00
1610	CUSTODIANS	\$14,170.72	\$25,171.00	\$14,674.00	\$-10,497.00
	Total Object 1000:	\$344,063.13	\$370,048.00	\$366,767.00	\$-3,281.00
2115	TRS-2.2	\$1,711.33	\$1,393.44	\$1,817.94	\$424.50
2118	TRS HEALTH INSURANCE	\$1,859.04	\$1,535.75	\$1,989.55	\$453.80
2120	IMRF CONTRIBUTION	\$2,080.42	\$3,028.71	\$2,594.55	\$-434.16
2130	FICA CONTRIBUTION	\$1,632.12	\$1,910.97	\$1,737.52	\$-173.45
2140	MEDICARE CONTRIBUTION	\$4,250.65	\$3,323.82	\$4,543.73	\$1,219.91
2210	LIFE/DISABILITY INSURANCE	\$451.91	\$247.56	\$478.86	\$231.30
2220	MEDICAL/DENTAL INSURANCE	\$29,236.97	\$15,559.50	\$31,007.06	\$15,447.56
	Total Object 2000:	\$41,222.44	\$26,999.75	\$44,169.21	\$17,169.46
3120	CONSULTANTS	\$0.00	\$500.00	\$500.00	\$0.00
3230	REPAIRS & MAINT SERVICES	\$0.00	\$0.00	\$0.00	\$0.00
3320	PROFESSIONAL DEVELOPMENT	\$965.00	\$1,000.00	\$1,000.00	\$0.00
	Total Object 3000:	\$965.00	\$1,500.00	\$1,500.00	\$0.00
4100	SUPPLIES-GENERAL	\$11,222.55	\$13,152.00	\$13,452.00	\$300.00
4140	NON-CONSUMABLE SUPPLIES	\$0.00	\$0.00	\$0.00	\$0.00

Glenbrook High School Dist 225

Expenditure Budget Report - by Program by Fund Group

FOR PERIOD ENDING: June 30, 2009

		<u>2009 Actual</u>	<u>2009 Budget</u>	<u>2010 Budget</u>	<u>Budget Variance</u>
Total Object 4000:		\$11,222.55	\$13,152.00	\$13,452.00	\$300.00
5400	EQUIPMENT	\$0.00	\$0.00	\$0.00	\$0.00
Total Object 5000:		\$0.00	\$0.00	\$0.00	\$0.00
6900	CONTINGENCIES	\$0.00	\$0.00	\$0.00	\$0.00
Total Object 6000:		\$0.00	\$0.00	\$0.00	\$0.00
7140	NON-CONSUMABLE SUPPLIES	\$0.00	\$0.00	\$0.00	\$0.00
Total Object 7000:		\$0.00	\$0.00	\$0.00	\$0.00
Total Program 1025 (Evening High School) :		\$397,473.12	\$411,699.75	\$425,888.21	\$14,188.46
<u>Program Code: 1030 Foreign Language</u>					
1310	TEACHERS	\$2,511,167.52	\$2,532,730.00	\$2,655,870.00	\$123,140.00
1410	PARAPROFESSIONALS	\$113,479.26	\$116,431.00	\$127,374.00	\$10,943.00
1510	SUPPORT STAFF	\$0.00	\$0.00	\$0.00	\$0.00
Total Object 1000:		\$2,624,646.78	\$2,649,161.00	\$2,783,244.00	\$134,083.00
2115	TRS-2.2	\$14,686.92	\$15,101.56	\$15,601.92	\$500.36
2118	TRS HEALTH INSURANCE	\$15,952.95	\$16,645.77	\$17,072.85	\$427.08
2120	IMRF CONTRIBUTION	\$8,413.44	\$5,865.86	\$10,492.65	\$4,626.79
2130	FICA CONTRIBUTION	\$6,866.91	\$6,290.21	\$7,310.33	\$1,020.12
2140	MEDICARE CONTRIBUTION	\$34,929.86	\$36,272.15	\$37,338.31	\$1,066.16
2150	TRS-EARLY RETIREMENT	\$16,466.65	\$16,467.00	\$0.00	\$-16,467.00
2210	LIFE/DISABILITY INSURANCE	\$4,494.41	\$6,055.74	\$4,762.32	\$-1,293.42
2220	MEDICAL/DENTAL INSURANCE	\$265,718.23	\$271,933.01	\$281,805.61	\$9,872.60
Total Object 2000:		\$367,529.37	\$374,631.30	\$374,383.99	\$-247.31
3230	REPAIRS & MAINT SERVICES	\$354.48	\$354.48	\$665.00	\$310.52
3234	MAINTENANCE AGREEMENTS	\$0.00	\$0.00	\$0.00	\$0.00
3251	FILM RENTAL	\$0.00	\$0.00	\$0.00	\$0.00

Glenbrook High School Dist 225

Expenditure Budget Report - by Program by Fund Group

FOR PERIOD ENDING: June 30, 2009

		<u>2009 Actual</u>	<u>2009 Budget</u>	<u>2010 Budget</u>	<u>Budget Variance</u>
3320	PROFESSIONAL DEVELOPMENT	\$9,019.84	\$9,019.84	\$11,275.00	\$2,255.16
3900	OTHER CONTRACTUAL SERVICES	\$468.00	\$468.00	\$468.00	\$0.00
3903	ENTRY FEES	\$2,563.00	\$2,563.00	\$2,960.00	\$397.00
	Total Object 3000:	\$12,405.32	\$12,405.32	\$15,368.00	\$2,962.68
4100	SUPPLIES-GENERAL	\$12,596.56	\$12,596.56	\$13,107.00	\$510.44
4115	NON-PRINTED MATERIALS	\$561.00	\$561.00	\$550.00	\$-11.00
4140	NON-CONSUMABLE SUPPLIES	\$3,277.12	\$3,277.12	\$0.00	\$-3,277.12
4300	LIBRARY BOOKS	\$1,795.79	\$1,795.79	\$1,520.00	\$-275.79
	Total Object 4000:	\$18,230.47	\$18,230.47	\$15,177.00	\$-3,053.47
5400	EQUIPMENT	\$27,000.00	\$27,000.00	\$0.00	\$-27,000.00
5409	EQUIPMENT-SPEC ITEMS	\$0.00	\$0.00	\$0.00	\$0.00
	Total Object 5000:	\$27,000.00	\$27,000.00	\$0.00	\$-27,000.00
7140	NON-CONSUMABLE SUPPLIES	\$0.00	\$0.00	\$3,700.00	\$3,700.00
	Total Object 7000:	\$0.00	\$0.00	\$3,700.00	\$3,700.00
	Total Program 1030 (Foreign Language) :	\$3,049,811.94	\$3,081,428.09	\$3,191,872.99	\$110,444.90
<u>Program Code: 1035 Health Education</u>					
1310	TEACHERS	\$384,075.80	\$383,007.00	\$388,839.00	\$5,832.00
	Total Object 1000:	\$384,075.80	\$383,007.00	\$388,839.00	\$5,832.00
2115	TRS-2.2	\$2,255.90	\$2,095.72	\$2,396.44	\$300.72
2118	TRS HEALTH INSURANCE	\$2,450.35	\$2,310.27	\$2,622.36	\$312.09
2140	MEDICARE CONTRIBUTION	\$4,189.10	\$3,828.06	\$4,477.94	\$649.88
2210	LIFE/DISABILITY INSURANCE	\$531.53	\$720.10	\$563.21	\$-156.89
2220	MEDICAL/DENTAL INSURANCE	\$38,503.69	\$34,513.65	\$40,834.82	\$6,321.17
	Total Object 2000:	\$47,930.57	\$43,467.80	\$50,894.77	\$7,426.97
3120	CONSULTANTS	\$0.00	\$0.00	\$0.00	\$0.00

Glenbrook High School Dist 225

Expenditure Budget Report - by Program by Fund Group

FOR PERIOD ENDING: June 30, 2009

		<u>2009 Actual</u>	<u>2009 Budget</u>	<u>2010 Budget</u>	<u>Budget Variance</u>
3251	FILM RENTAL	\$0.00	\$0.00	\$0.00	\$0.00
3320	PROFESSIONAL DEVELOPMENT	\$0.00	\$0.00	\$716.00	\$716.00
	Total Object 3000:	\$0.00	\$0.00	\$716.00	\$716.00
4100	SUPPLIES-GENERAL	\$1,599.64	\$1,599.64	\$1,800.00	\$200.36
4115	NON-PRINTED MATERIALS	\$0.00	\$0.00	\$250.00	\$250.00
4140	NON-CONSUMABLE SUPPLIES	\$100.00	\$100.00	\$0.00	\$-100.00
4300	LIBRARY BOOKS	\$0.00	\$0.00	\$250.00	\$250.00
	Total Object 4000:	\$1,699.64	\$1,699.64	\$2,300.00	\$600.36
5400	EQUIPMENT	\$0.00	\$0.00	\$0.00	\$0.00
	Total Object 5000:	\$0.00	\$0.00	\$0.00	\$0.00
7140	NON-CONSUMABLE SUPPLIES	\$0.00	\$0.00	\$250.00	\$250.00
	Total Object 7000:	\$0.00	\$0.00	\$250.00	\$250.00
	Total Program 1035 (Health Education) :	\$433,706.01	\$428,174.44	\$442,999.77	\$14,825.33
<u>Program Code: 1040 Math</u>					
1310	TEACHERS	\$3,314,671.20	\$3,338,420.00	\$3,494,352.00	\$155,932.00
1410	PARAPROFESSIONALS	\$243,489.23	\$234,203.00	\$258,561.00	\$24,358.00
1510	SUPPORT STAFF	\$0.00	\$0.00	\$0.00	\$0.00
	Total Object 1000:	\$3,558,160.43	\$3,572,623.00	\$3,752,913.00	\$180,290.00
2115	TRS-2.2	\$19,576.07	\$18,425.12	\$20,795.66	\$2,370.54
2118	TRS HEALTH INSURANCE	\$21,264.05	\$20,309.31	\$22,756.79	\$2,447.48
2120	IMRF CONTRIBUTION	\$18,520.03	\$19,092.46	\$23,096.87	\$4,004.41
2130	FICA CONTRIBUTION	\$14,492.16	\$14,990.39	\$15,427.98	\$437.59
2140	MEDICARE CONTRIBUTION	\$42,270.94	\$39,877.54	\$45,185.56	\$5,308.02
2150	TRS-EARLY RETIREMENT	\$32,181.06	\$32,182.00	\$0.00	\$-32,182.00
2210	LIFE/DISABILITY INSURANCE	\$5,794.79	\$7,705.03	\$6,140.22	\$-1,564.81
2220	MEDICAL/DENTAL INSURANCE	\$389,787.09	\$370,228.82	\$413,385.97	\$43,157.15

Glenbrook High School Dist 225

Expenditure Budget Report - by Program by Fund Group

FOR PERIOD ENDING: June 30, 2009

		<u>2009 Actual</u>	<u>2009 Budget</u>	<u>2010 Budget</u>	<u>Budget Variance</u>
Total Object 2000:		\$543,886.19	\$522,810.67	\$546,789.05	\$23,978.38
3230	REPAIRS & MAINT SERVICES	\$0.00	\$0.00	\$0.00	\$0.00
3234	MAINTENANCE AGREEMENTS	\$-100.00	\$-100.00	\$0.00	\$100.00
3251	FILM RENTAL	\$0.00	\$0.00	\$0.00	\$0.00
3310	STUDENT TRANSPORTATION	\$3,210.79	\$6,900.00	\$5,400.00	\$-1,500.00
3317	CONTESTS	\$0.00	\$0.00	\$0.00	\$0.00
3320	PROFESSIONAL DEVELOPMENT	\$12,783.21	\$12,783.21	\$12,075.00	\$-708.21
Total Object 3000:		\$15,894.00	\$19,583.21	\$17,475.00	\$-2,108.21
4100	SUPPLIES-GENERAL	\$8,235.17	\$8,334.17	\$13,515.00	\$5,180.83
4115	NON-PRINTED MATERIALS	\$64.95	\$64.95	\$250.00	\$185.05
4140	NON-CONSUMABLE SUPPLIES	\$5,435.23	\$5,490.23	\$0.00	\$-5,490.23
4300	LIBRARY BOOKS	\$248.38	\$248.38	\$1,300.00	\$1,051.62
Total Object 4000:		\$13,983.73	\$14,137.73	\$15,065.00	\$927.27
5400	EQUIPMENT	\$0.00	\$0.00	\$0.00	\$0.00
5409	EQUIPMENT-SPEC ITEMS	\$0.00	\$0.00	\$0.00	\$0.00
Total Object 5000:		\$0.00	\$0.00	\$0.00	\$0.00
7140	NON-CONSUMABLE SUPPLIES	\$0.00	\$0.00	\$20,115.00	\$20,115.00
Total Object 7000:		\$0.00	\$0.00	\$20,115.00	\$20,115.00
Total Program 1040 (Math) :		\$4,131,924.35	\$4,129,154.61	\$4,352,357.05	\$223,202.44
<u>Program Code: 1045 Music/Performing Arts</u>					
1310	TEACHERS	\$703,447.50	\$709,470.00	\$753,220.00	\$43,750.00
1410	PARAPROFESSIONALS	\$14,113.81	\$6,300.00	\$21,184.00	\$14,884.00
Total Object 1000:		\$717,561.31	\$715,770.00	\$774,404.00	\$58,634.00
2115	TRS-2.2	\$4,057.52	\$3,895.31	\$4,310.30	\$414.99
2118	TRS HEALTH INSURANCE	\$4,407.38	\$4,293.73	\$4,716.78	\$423.05

Glenbrook High School Dist 225

Expenditure Budget Report - by Program by Fund Group

FOR PERIOD ENDING: June 30, 2009

		<u>2009 Actual</u>	<u>2009 Budget</u>	<u>2010 Budget</u>	<u>Budget Variance</u>
2120	IMRF CONTRIBUTION	\$0.00	\$2,170.77	\$0.00	\$-2,170.77
2130	FICA CONTRIBUTION	\$860.55	\$2,561.63	\$916.12	\$-1,645.51
2140	MEDICARE CONTRIBUTION	\$9,237.46	\$9,337.91	\$9,874.39	\$536.48
2210	LIFE/DISABILITY INSURANCE	\$1,327.96	\$1,769.43	\$1,407.12	\$-362.31
2220	MEDICAL/DENTAL INSURANCE	\$57,166.20	\$60,093.78	\$60,627.21	\$533.43
	Total Object 2000:	\$77,057.07	\$84,122.56	\$81,851.92	\$-2,270.64
3230	REPAIRS & MAINT SERVICES	\$18,370.12	\$18,370.12	\$18,600.00	\$229.88
3234	MAINTENANCE AGREEMENTS	\$4,000.00	\$4,000.00	\$4,250.00	\$250.00
3310	STUDENT TRANSPORTATION	\$33,895.75	\$38,550.00	\$35,050.00	\$-3,500.00
3320	PROFESSIONAL DEVELOPMENT	\$2,230.50	\$2,230.50	\$2,925.00	\$694.50
3903	ENTRY FEES	\$5,694.00	\$5,694.00	\$6,990.00	\$1,296.00
	Total Object 3000:	\$64,190.37	\$68,844.62	\$67,815.00	\$-1,029.62
4100	SUPPLIES-GENERAL	\$25,628.11	\$26,303.11	\$24,400.00	\$-1,903.11
4106	SUPPLIES-STUDENT FEES	\$-30.00	\$-30.00	\$0.00	\$30.00
4115	NON-PRINTED MATERIALS	\$0.00	\$0.00	\$70.00	\$70.00
4130	UNIFORMS	\$3,901.99	\$3,901.99	\$3,969.00	\$67.01
4140	NON-CONSUMABLE SUPPLIES	\$18,202.80	\$18,202.80	\$0.00	\$-18,202.80
4300	LIBRARY BOOKS	\$719.73	\$719.73	\$670.00	\$-49.73
	Total Object 4000:	\$48,422.63	\$49,097.63	\$29,109.00	\$-19,988.63
5400	EQUIPMENT	\$11,452.00	\$11,452.00	\$0.00	\$-11,452.00
5409	EQUIPMENT-SPEC ITEMS	\$0.00	\$0.00	\$0.00	\$0.00
	Total Object 5000:	\$11,452.00	\$11,452.00	\$0.00	\$-11,452.00
7140	NON-CONSUMABLE SUPPLIES	\$0.00	\$0.00	\$30,099.00	\$30,099.00
	Total Object 7000:	\$0.00	\$0.00	\$30,099.00	\$30,099.00
	Total Program 1045 (Music/Performing Arts) :	\$918,683.38	\$929,286.81	\$983,278.92	\$53,992.11

Program Code: 1050 Physical Education / Health

Glenbrook High School Dist 225

Expenditure Budget Report - by Program by Fund Group

FOR PERIOD ENDING: June 30, 2009

		<u>2009 Actual</u>	<u>2009 Budget</u>	<u>2010 Budget</u>	<u>Budget Variance</u>
1310	TEACHERS	\$2,389,205.99	\$2,376,102.00	\$2,501,743.00	\$125,641.00
1410	PARAPROFESSIONALS	\$90,527.58	\$90,801.00	\$120,849.00	\$30,048.00
1510	SUPPORT STAFF	\$60,064.38	\$66,000.00	\$69,579.00	\$3,579.00
	Total Object 1000:	\$2,539,797.95	\$2,532,903.00	\$2,692,171.00	\$159,268.00
2115	TRS-2.2	\$14,000.34	\$13,784.84	\$14,872.56	\$1,087.72
2118	TRS HEALTH INSURANCE	\$15,207.28	\$15,193.86	\$16,274.83	\$1,080.97
2120	IMRF CONTRIBUTION	\$11,710.26	\$6,344.08	\$14,604.20	\$8,260.12
2130	FICA CONTRIBUTION	\$9,220.59	\$5,459.39	\$9,816.00	\$4,356.61
2140	MEDICARE CONTRIBUTION	\$30,507.43	\$29,537.69	\$32,610.95	\$3,073.26
2210	LIFE/DISABILITY INSURANCE	\$4,018.30	\$5,316.56	\$4,257.83	\$-1,058.73
2220	MEDICAL/DENTAL INSURANCE	\$255,779.56	\$246,241.90	\$271,265.22	\$25,023.32
	Total Object 2000:	\$340,443.76	\$321,878.32	\$363,701.59	\$41,823.27
3230	REPAIRS & MAINT SERVICES	\$2,103.54	\$2,103.54	\$6,000.00	\$3,896.46
3234	MAINTENANCE AGREEMENTS	\$3,150.00	\$3,150.00	\$3,200.00	\$50.00
3251	FILM RENTAL	\$0.00	\$0.00	\$0.00	\$0.00
3320	PROFESSIONAL DEVELOPMENT	\$5,794.09	\$5,794.09	\$7,475.00	\$1,680.91
	Total Object 3000:	\$11,047.63	\$11,047.63	\$16,675.00	\$5,627.37
4100	SUPPLIES-GENERAL	\$11,408.91	\$11,408.91	\$13,861.00	\$2,452.09
4140	NON-CONSUMABLE SUPPLIES	\$8,869.97	\$8,869.97	\$0.00	\$-8,869.97
4300	LIBRARY BOOKS	\$231.00	\$231.00	\$400.00	\$169.00
	Total Object 4000:	\$20,509.88	\$20,509.88	\$14,261.00	\$-6,248.88
5400	EQUIPMENT	\$0.00	\$0.00	\$0.00	\$0.00
5409	EQUIPMENT-SPEC ITEMS	\$0.00	\$0.00	\$0.00	\$0.00
	Total Object 5000:	\$0.00	\$0.00	\$0.00	\$0.00
7140	NON-CONSUMABLE SUPPLIES	\$0.00	\$0.00	\$11,200.00	\$11,200.00
	Total Object 7000:	\$0.00	\$0.00	\$11,200.00	\$11,200.00

Glenbrook High School Dist 225

Expenditure Budget Report - by Program by Fund Group

FOR PERIOD ENDING: June 30, 2009

		<u>2009 Actual</u>	<u>2009 Budget</u>	<u>2010 Budget</u>	<u>Budget Variance</u>
Total Program 1050 (Physical Education / Health) :		\$2,911,799.22	\$2,886,338.83	\$3,098,008.59	\$211,669.76
<u>Program Code: 1055 Science</u>					
1310	TEACHERS	\$3,703,297.35	\$3,977,941.00	\$4,227,645.00	\$249,704.00
1410	PARAPROFESSIONALS	\$79,657.79	\$70,753.00	\$109,605.00	\$38,852.00
Total Object 1000:		\$3,782,955.14	\$4,048,694.00	\$4,337,250.00	\$288,556.00
2115	TRS-2.2	\$23,305.64	\$23,491.82	\$24,757.58	\$1,265.76
2118	TRS HEALTH INSURANCE	\$25,315.19	\$25,893.26	\$27,092.32	\$1,199.06
2120	IMRF CONTRIBUTION	\$6,231.97	\$7,924.23	\$7,818.23	\$-106.00
2130	FICA CONTRIBUTION	\$4,880.61	\$3,880.72	\$5,227.02	\$1,346.30
2140	MEDICARE CONTRIBUTION	\$49,243.67	\$48,157.94	\$52,639.07	\$4,481.13
2150	TRS-EARLY RETIREMENT	\$14,905.41	\$14,906.00	\$0.00	\$-14,906.00
2210	LIFE/DISABILITY INSURANCE	\$6,135.78	\$8,534.77	\$6,501.53	\$-2,033.24
2220	MEDICAL/DENTAL INSURANCE	\$357,918.49	\$367,751.47	\$379,587.95	\$11,836.48
Total Object 2000:		\$487,936.76	\$500,540.21	\$503,623.70	\$3,083.49
3230	REPAIRS & MAINT SERVICES	\$886.38	\$886.38	\$8,250.00	\$7,363.62
3234	MAINTENANCE AGREEMENTS	\$0.00	\$0.00	\$0.00	\$0.00
3251	FILM RENTAL	\$0.00	\$0.00	\$0.00	\$0.00
3320	PROFESSIONAL DEVELOPMENT	\$11,056.66	\$11,056.66	\$11,475.00	\$418.34
3900	OTHER CONTRACTUAL SERVICES	\$0.00	\$0.00	\$0.00	\$0.00
Total Object 3000:		\$11,943.04	\$11,943.04	\$19,725.00	\$7,781.96
4100	SUPPLIES-GENERAL	\$68,473.30	\$69,066.02	\$65,250.00	\$-3,816.02
4115	NON-PRINTED MATERIALS	\$54.84	\$54.84	\$1,200.00	\$1,145.16
4140	NON-CONSUMABLE SUPPLIES	\$31,119.26	\$31,119.26	\$0.00	\$-31,119.26
4300	LIBRARY BOOKS	\$50.55	\$50.55	\$800.00	\$749.45
Total Object 4000:		\$99,697.95	\$100,290.67	\$67,250.00	\$-33,040.67
5400	EQUIPMENT	\$5,213.68	\$5,213.68	\$4,950.00	\$-263.68
5409	EQUIPMENT-SPEC ITEMS	\$0.00	\$0.00	\$0.00	\$0.00

Glenbrook High School Dist 225

Expenditure Budget Report - by Program by Fund Group

FOR PERIOD ENDING: June 30, 2009

		<u>2009 Actual</u>	<u>2009 Budget</u>	<u>2010 Budget</u>	<u>Budget Variance</u>
Total Object 5000:		\$5,213.68	\$5,213.68	\$4,950.00	-\$263.68
6400	DUES AND FEES	\$0.00	\$0.00	\$100.00	\$100.00
Total Object 6000:		\$0.00	\$0.00	\$100.00	\$100.00
7140	NON-CONSUMABLE SUPPLIES	\$0.00	\$0.00	\$10,387.00	\$10,387.00
Total Object 7000:		\$0.00	\$0.00	\$10,387.00	\$10,387.00
Total Program 1055 (Science) :		\$4,387,746.57	\$4,666,681.60	\$4,943,285.70	\$276,604.10
<u>Program Code: 1060 Social Studies</u>					
1310	TEACHERS	\$3,007,863.20	\$3,007,864.00	\$3,024,137.00	\$16,273.00
1410	PARAPROFESSIONALS	\$81,669.14	\$71,803.00	\$101,010.00	\$29,207.00
Total Object 1000:		\$3,089,532.34	\$3,079,667.00	\$3,125,147.00	\$45,480.00
2115	TRS-2.2	\$17,723.09	\$17,757.63	\$18,827.24	\$1,069.61
2118	TRS HEALTH INSURANCE	\$19,251.36	\$19,573.29	\$20,602.81	\$1,029.52
2120	IMRF CONTRIBUTION	\$6,438.20	\$5,083.00	\$8,029.27	\$2,946.27
2130	FICA CONTRIBUTION	\$5,037.37	\$4,463.99	\$5,362.65	\$898.66
2140	MEDICARE CONTRIBUTION	\$34,093.22	\$34,735.70	\$36,443.98	\$1,708.28
2210	LIFE/DISABILITY INSURANCE	\$4,351.95	\$6,037.67	\$4,611.37	-\$1,426.30
2220	MEDICAL/DENTAL INSURANCE	\$274,268.84	\$272,316.98	\$290,873.90	\$18,556.92
Total Object 2000:		\$361,164.03	\$359,968.26	\$384,751.22	\$24,782.96
3230	REPAIRS & MAINT SERVICES	\$0.00	\$0.00	\$500.00	\$500.00
3234	MAINTENANCE AGREEMENTS	\$0.00	\$0.00	\$0.00	\$0.00
3320	PROFESSIONAL DEVELOPMENT	\$9,691.48	\$9,691.48	\$9,775.00	\$83.52
Total Object 3000:		\$9,691.48	\$9,691.48	\$10,275.00	\$583.52
4100	SUPPLIES-GENERAL	\$12,435.85	\$12,464.93	\$12,900.00	\$435.07
4115	NON-PRINTED MATERIALS	\$2,622.37	\$2,622.37	\$2,570.00	-\$52.37
4140	NON-CONSUMABLE SUPPLIES	\$10,168.99	\$10,368.99	\$0.00	-\$10,368.99

Glenbrook High School Dist 225

Expenditure Budget Report - by Program by Fund Group

FOR PERIOD ENDING: June 30, 2009

		<u>2009 Actual</u>	<u>2009 Budget</u>	<u>2010 Budget</u>	<u>Budget Variance</u>
4300	LIBRARY BOOKS	\$1,509.45	\$1,575.26	\$2,021.00	\$445.74
	Total Object 4000:	\$26,736.66	\$27,031.55	\$17,491.00	\$-9,540.55
5400	EQUIPMENT	\$0.00	\$0.00	\$0.00	\$0.00
5409	EQUIPMENT-SPEC ITEMS	\$0.00	\$0.00	\$0.00	\$0.00
	Total Object 5000:	\$0.00	\$0.00	\$0.00	\$0.00
6400	DUES AND FEES	\$3,845.00	\$3,845.00	\$3,600.00	\$-245.00
	Total Object 6000:	\$3,845.00	\$3,845.00	\$3,600.00	\$-245.00
7140	NON-CONSUMABLE SUPPLIES	\$0.00	\$0.00	\$6,250.00	\$6,250.00
	Total Object 7000:	\$0.00	\$0.00	\$6,250.00	\$6,250.00
	Total Program 1060 (Social Studies) :	\$3,490,969.51	\$3,480,203.29	\$3,547,514.22	\$67,310.93
<u>Program Code: 1065 Team</u>					
1310	TEACHERS	\$1,223,460.85	\$1,223,462.00	\$1,198,923.00	\$-24,539.00
	Total Object 1000:	\$1,223,460.85	\$1,223,462.00	\$1,198,923.00	\$-24,539.00
2115	TRS-2.2	\$7,197.56	\$7,108.86	\$7,645.97	\$537.11
2118	TRS HEALTH INSURANCE	\$7,818.43	\$7,836.14	\$8,367.28	\$531.14
2140	MEDICARE CONTRIBUTION	\$15,145.85	\$14,977.54	\$16,190.17	\$1,212.63
2150	TRS-EARLY RETIREMENT	\$4,243.06	\$4,244.00	\$0.00	\$-4,244.00
2210	LIFE/DISABILITY INSURANCE	\$1,836.04	\$2,456.60	\$1,945.49	\$-511.11
2220	MEDICAL/DENTAL INSURANCE	\$107,684.85	\$107,083.48	\$114,204.41	\$7,120.93
	Total Object 2000:	\$143,925.79	\$143,706.62	\$148,353.32	\$4,646.70
3251	FILM RENTAL	\$0.00	\$0.00	\$0.00	\$0.00
3320	PROFESSIONAL DEVELOPMENT	\$754.25	\$754.25	\$2,900.00	\$2,145.75
	Total Object 3000:	\$754.25	\$754.25	\$2,900.00	\$2,145.75
4100	SUPPLIES-GENERAL	\$935.08	\$935.08	\$1,400.00	\$464.92

Glenbrook High School Dist 225

Expenditure Budget Report - by Program by Fund Group

FOR PERIOD ENDING: June 30, 2009

		<u>2009 Actual</u>	<u>2009 Budget</u>	<u>2010 Budget</u>	<u>Budget Variance</u>
4110	SUPPLIES-GUIDED STUDY	\$93.30	\$93.30	\$0.00	\$-93.30
4115	NON-PRINTED MATERIALS	\$166.20	\$166.20	\$500.00	\$333.80
4140	NON-CONSUMABLE SUPPLIES	\$0.00	\$0.00	\$0.00	\$0.00
4300	LIBRARY BOOKS	\$312.53	\$312.53	\$576.00	\$263.47
	Total Object 4000:	\$1,507.11	\$1,507.11	\$2,476.00	\$968.89
5400	EQUIPMENT	\$0.00	\$0.00	\$0.00	\$0.00
5409	EQUIPMENT-SPEC ITEMS	\$0.00	\$0.00	\$0.00	\$0.00
	Total Object 5000:	\$0.00	\$0.00	\$0.00	\$0.00
7140	NON-CONSUMABLE SUPPLIES	\$0.00	\$0.00	\$0.00	\$0.00
	Total Object 7000:	\$0.00	\$0.00	\$0.00	\$0.00
	Total Program 1065 (Team) :	\$1,369,648.00	\$1,369,429.98	\$1,352,652.32	\$-16,777.66
<u>Program Code: 1150 Reading Improvement</u>					
1310	TEACHERS	\$143,480.20	\$143,481.00	\$157,441.00	\$13,960.00
	Total Object 1000:	\$143,480.20	\$143,481.00	\$157,441.00	\$13,960.00
2115	TRS-2.2	\$839.96	\$863.63	\$892.29	\$28.66
2118	TRS HEALTH INSURANCE	\$912.19	\$951.87	\$976.23	\$24.36
2140	MEDICARE CONTRIBUTION	\$2,021.43	\$2,130.97	\$2,160.81	\$29.84
2210	LIFE/DISABILITY INSURANCE	\$217.39	\$301.44	\$230.35	\$-71.09
2220	MEDICAL/DENTAL INSURANCE	\$8,126.95	\$10,795.36	\$8,618.98	\$-2,176.38
	Total Object 2000:	\$12,117.92	\$15,043.27	\$12,878.66	\$-2,164.61
3230	REPAIRS & MAINT SERVICES	\$0.00	\$0.00	\$0.00	\$0.00
3320	PROFESSIONAL DEVELOPMENT	\$1,136.35	\$1,136.35	\$2,500.00	\$1,363.65
	Total Object 3000:	\$1,136.35	\$1,136.35	\$2,500.00	\$1,363.65
4100	SUPPLIES-GENERAL	\$4,651.78	\$4,651.78	\$6,100.00	\$1,448.22
4140	NON-CONSUMABLE SUPPLIES	\$6,870.56	\$6,870.56	\$0.00	\$-6,870.56

Glenbrook High School Dist 225

Expenditure Budget Report - by Program by Fund Group

FOR PERIOD ENDING: June 30, 2009

		<u>2009 Actual</u>	<u>2009 Budget</u>	<u>2010 Budget</u>	<u>Budget Variance</u>
4300	LIBRARY BOOKS	\$361.54	\$361.54	\$250.00	\$-111.54
	Total Object 4000:	\$11,883.88	\$11,883.88	\$6,350.00	\$-5,533.88
5400	EQUIPMENT	\$0.00	\$0.00	\$0.00	\$0.00
	Total Object 5000:	\$0.00	\$0.00	\$0.00	\$0.00
7140	NON-CONSUMABLE SUPPLIES	\$0.00	\$0.00	\$0.00	\$0.00
	Total Object 7000:	\$0.00	\$0.00	\$0.00	\$0.00
	Total Program 1150 (Reading Improvement) :	\$168,618.35	\$171,544.50	\$179,169.66	\$7,625.16
<u>Program Code: 1160 Summer School</u>					
1210	CLERICAL	\$12,257.84	\$12,258.00	\$12,909.00	\$651.00
1340	TEACHERS-HRLY/PER DIEM	\$274,666.72	\$345,000.00	\$365,000.00	\$20,000.00
1410	PARAPROFESSIONALS	\$34,089.17	\$35,000.00	\$36,032.00	\$1,032.00
1630	CUSTODIANS-SUMMER HELP	\$0.00	\$0.00	\$19,200.00	\$19,200.00
	Total Object 1000:	\$321,013.73	\$392,258.00	\$433,141.00	\$40,883.00
2115	TRS-2.2	\$1,952.42	\$2,073.12	\$2,074.06	\$0.94
2118	TRS HEALTH INSURANCE	\$2,120.64	\$2,285.09	\$2,269.51	\$-15.58
2120	IMRF CONTRIBUTION	\$4,001.07	\$4,494.87	\$4,989.85	\$494.98
2130	FICA CONTRIBUTION	\$3,352.33	\$3,593.25	\$3,568.80	\$-24.45
2140	MEDICARE CONTRIBUTION	\$5,187.76	\$5,504.30	\$5,545.46	\$41.16
2210	LIFE/DISABILITY INSURANCE	\$23.68	\$22.64	\$25.09	\$2.45
2220	MEDICAL/DENTAL INSURANCE	\$-15.28	\$1,103.38	\$-16.21	\$-1,119.59
	Total Object 2000:	\$16,622.62	\$19,076.65	\$18,456.56	\$-620.09
3118	IMPROVEMENT OF INSTRUCTION	\$0.00	\$0.00	\$0.00	\$0.00
3770	SECURITY SERVICES	\$0.00	\$0.00	\$6,400.00	\$6,400.00
	Total Object 3000:	\$0.00	\$0.00	\$6,400.00	\$6,400.00
4100	SUPPLIES-GENERAL	\$41,372.95	\$30,000.00	\$30,000.00	\$0.00

Glenbrook High School Dist 225

Expenditure Budget Report - by Program by Fund Group

FOR PERIOD ENDING: June 30, 2009

		<u>2009 Actual</u>	<u>2009 Budget</u>	<u>2010 Budget</u>	<u>Budget Variance</u>
4140	NON-CONSUMABLE SUPPLIES	\$0.00	\$0.00	\$0.00	\$0.00
	Total Object 4000:	\$41,372.95	\$30,000.00	\$30,000.00	\$0.00
7140	NON-CONSUMABLE SUPPLIES	\$0.00	\$0.00	\$0.00	\$0.00
	Total Object 7000:	\$0.00	\$0.00	\$0.00	\$0.00
	Total Program 1160 (Summer School) :	\$379,009.30	\$441,334.65	\$487,997.56	\$46,662.91
<u>Program Code: 1180 English as a Second Language (ESL)</u>					
1310	TEACHERS	\$429,893.11	\$432,565.00	\$453,279.00	\$20,714.00
1340	TEACHERS-HRLY/PER DIEM	\$0.00	\$0.00	\$0.00	\$0.00
1410	PARAPROFESSIONALS	\$0.00	\$0.00	\$0.00	\$0.00
	Total Object 1000:	\$429,893.11	\$432,565.00	\$453,279.00	\$20,714.00
2115	TRS-2.2	\$2,535.25	\$2,516.18	\$2,693.20	\$177.02
2118	TRS HEALTH INSURANCE	\$2,753.81	\$2,773.60	\$2,947.13	\$173.53
2120	IMRF CONTRIBUTION	\$0.00	\$0.00	\$0.00	\$0.00
2130	FICA CONTRIBUTION	\$0.00	\$0.00	\$0.00	\$0.00
2140	MEDICARE CONTRIBUTION	\$6,180.81	\$6,204.77	\$6,606.98	\$402.21
2210	LIFE/DISABILITY INSURANCE	\$604.07	\$837.45	\$640.08	\$-197.37
2214	MED CONTRIBUTION	\$0.00	\$0.00	\$0.00	\$0.00
2220	MEDICAL/DENTAL INSURANCE	\$38,159.03	\$39,024.98	\$40,469.29	\$1,444.31
	Total Object 2000:	\$50,232.97	\$51,356.98	\$53,356.68	\$1,999.70
4100	SUPPLIES-GENERAL	\$1,005.40	\$1,005.40	\$1,000.00	\$-5.40
4109	SUPPLIES-DEPARTMENTAL	\$0.00	\$0.00	\$0.00	\$0.00
4140	NON-CONSUMABLE SUPPLIES	\$0.00	\$0.00	\$0.00	\$0.00
	Total Object 4000:	\$1,005.40	\$1,005.40	\$1,000.00	\$-5.40
5400	EQUIPMENT	\$0.00	\$0.00	\$0.00	\$0.00
	Total Object 5000:	\$0.00	\$0.00	\$0.00	\$0.00

Glenbrook High School Dist 225

Expenditure Budget Report - by Program by Fund Group

FOR PERIOD ENDING: June 30, 2009

		<u>2009 Actual</u>	<u>2009 Budget</u>	<u>2010 Budget</u>	<u>Budget Variance</u>
7140	NON-CONSUMABLE SUPPLIES	\$0.00	\$0.00	\$0.00	\$0.00
	Total Object 7000:	\$0.00	\$0.00	\$0.00	\$0.00
	rogram 1180 (English as a Second Language (ESL)) :	\$481,131.48	\$484,927.38	\$507,635.68	\$22,708.30
<u>Program Code: 1182 English as a Second Language / TBE</u>					
2220	MEDICAL/DENTAL INSURANCE	\$0.00	\$0.00	\$0.00	\$0.00
	Total Object 2000:	\$0.00	\$0.00	\$0.00	\$0.00
	rogram 1182 (English as a Second Language / TBE) :	\$0.00	\$0.00	\$0.00	\$0.00
<u>Program Code: 1300 Special Education</u>					
1110	ADMINISTRATORS	\$144,424.00	\$144,424.00	\$153,090.00	\$8,666.00
1120	INSTRUCTIONAL SUPERVISORS	\$235,872.00	\$235,872.00	\$266,951.00	\$31,079.00
1210	CLERICAL	\$157,674.02	\$157,676.00	\$168,634.00	\$10,958.00
1290	CLERICAL-SUBS/HOURLY	\$1,243.50	\$2,000.00	\$2,000.00	\$0.00
1310	TEACHERS	\$0.00	\$0.00	\$0.00	\$0.00
1410	PARAPROFESSIONALS	\$26,296.15	\$26,297.00	\$55,677.00	\$29,380.00
	Total Object 1000:	\$565,509.67	\$566,269.00	\$646,352.00	\$80,083.00
2110	TRS	\$52,302.81	\$52,102.00	\$54,777.00	\$2,675.00
2115	TRS-2.2	\$2,553.78	\$2,681.50	\$2,712.88	\$31.38
2118	TRS HEALTH INSURANCE	\$2,773.90	\$2,955.66	\$2,968.63	\$12.97
2120	IMRF CONTRIBUTION	\$14,285.14	\$14,650.95	\$17,815.41	\$3,164.46
2130	FICA CONTRIBUTION	\$11,159.44	\$11,216.00	\$11,880.05	\$664.05
2140	MEDICARE CONTRIBUTION	\$6,409.31	\$6,968.34	\$6,851.23	\$-117.11
2150	TRS-EARLY RETIREMENT	\$214,451.95	\$74,535.00	\$0.00	\$-74,535.00
2210	LIFE/DISABILITY INSURANCE	\$1,880.70	\$2,345.08	\$1,992.81	\$-352.27
2220	MEDICAL/DENTAL INSURANCE	\$78,473.40	\$85,868.28	\$83,224.42	\$-2,643.86
	Total Object 2000:	\$384,290.43	\$253,322.81	\$182,222.43	\$-71,100.38
3142	STAFF DEVELOPMENT	\$0.00	\$0.00	\$0.00	\$0.00

Glenbrook High School Dist 225

Expenditure Budget Report - by Program by Fund Group

FOR PERIOD ENDING: June 30, 2009

		<u>2009 Actual</u>	<u>2009 Budget</u>	<u>2010 Budget</u>	<u>Budget Variance</u>
3180	LEGAL SERVICES	\$7,279.50	\$50,000.00	\$30,000.00	\$-20,000.00
3230	REPAIRS & MAINT SERVICES	\$0.00	\$0.00	\$200.00	\$200.00
3310	STUDENT TRANSPORTATION	\$1,063,976.12	\$900,000.00	\$1,100,000.00	\$200,000.00
3312	SHUTTLE BUS	\$93,580.73	\$90,000.00	\$95,000.00	\$5,000.00
3320	PROFESSIONAL DEVELOPMENT	\$1,319.43	\$1,319.43	\$2,100.00	\$780.57
	Total Object 3000:	\$1,166,155.78	\$1,041,319.43	\$1,227,300.00	\$185,980.57
4100	SUPPLIES-GENERAL	\$10,119.40	\$10,830.00	\$13,068.00	\$2,238.00
4115	NON-PRINTED MATERIALS	\$0.00	\$0.00	\$150.00	\$150.00
4140	NON-CONSUMABLE SUPPLIES	\$0.00	\$0.00	\$0.00	\$0.00
4300	LIBRARY BOOKS	\$0.00	\$0.00	\$200.00	\$200.00
	Total Object 4000:	\$10,119.40	\$10,830.00	\$13,418.00	\$2,588.00
5400	EQUIPMENT	\$0.00	\$0.00	\$0.00	\$0.00
5409	EQUIPMENT-SPEC ITEMS	\$0.00	\$0.00	\$0.00	\$0.00
	Total Object 5000:	\$0.00	\$0.00	\$0.00	\$0.00
6705	N.S.S.E.D. PAYMENTS	\$0.00	\$0.00	\$0.00	\$0.00
6706	SPEC ED TUITION-PUB	\$0.00	\$0.00	\$0.00	\$0.00
6707	SPEC ED TUITION-PRIV	\$0.00	\$0.00	\$0.00	\$0.00
	Total Object 6000:	\$0.00	\$0.00	\$0.00	\$0.00
7140	NON-CONSUMABLE SUPPLIES	\$0.00	\$0.00	\$0.00	\$0.00
	Total Object 7000:	\$0.00	\$0.00	\$0.00	\$0.00
8005	N.S.S.E.D. PAYMENTS	\$114,764.20	\$116,160.00	\$119,600.00	\$3,440.00
8006	SPEC ED TUITION-PUB	\$2,297,563.50	\$2,018,000.00	\$2,078,540.00	\$60,540.00
8007	SPEC ED TUITION-PRIV	\$449,838.61	\$600,000.00	\$618,000.00	\$18,000.00
	Total Object 8000:	\$2,862,166.31	\$2,734,160.00	\$2,816,140.00	\$81,980.00
	Total Program 1300 (Special Education) :	\$4,988,241.59	\$4,605,901.24	\$4,885,432.43	\$279,531.19

Glenbrook High School Dist 225

Expenditure Budget Report - by Program by Fund Group

FOR PERIOD ENDING: June 30, 2009

		<u>2009 Actual</u>	<u>2009 Budget</u>	<u>2010 Budget</u>	<u>Budget Variance</u>
<u>Program Code: 1310 Physically Handicapped</u>					
1310	TEACHERS	\$123,668.80	\$123,669.00	\$132,622.00	\$8,953.00
1340	TEACHERS-HRLY/PER DIEM	\$74,247.50	\$90,000.00	\$90,000.00	\$0.00
1410	PARAPROFESSIONALS	\$565,323.05	\$565,390.00	\$627,728.00	\$62,338.00
1490	PARAPROFESSIONALS-SUBS/HOURLY	\$31,366.14	\$32,000.00	\$35,000.00	\$3,000.00
Total Object 1000:		\$794,605.49	\$811,059.00	\$885,350.00	\$74,291.00
2115	TRS-2.2	\$1,035.95	\$1,217.16	\$1,100.49	\$-116.67
2118	TRS HEALTH INSURANCE	\$1,125.16	\$1,341.59	\$1,204.15	\$-137.44
2120	IMRF CONTRIBUTION	\$43,729.11	\$34,859.69	\$54,535.84	\$19,676.15
2130	FICA CONTRIBUTION	\$34,174.73	\$27,805.83	\$36,381.53	\$8,575.70
2140	MEDICARE CONTRIBUTION	\$10,848.53	\$9,853.35	\$11,596.55	\$1,743.20
2210	LIFE/DISABILITY INSURANCE	\$2,126.44	\$2,446.40	\$2,253.20	\$-193.20
2220	MEDICAL/DENTAL INSURANCE	\$202,596.79	\$179,556.99	\$214,862.61	\$35,305.62
Total Object 2000:		\$295,636.71	\$257,081.01	\$321,934.37	\$64,853.36
3100	PURCH SVCS-PROF & TECH	\$0.00	\$0.00	\$0.00	\$0.00
3111	HOSPITAL INSTR SERVICES	\$57,672.72	\$25,000.00	\$25,000.00	\$0.00
3230	REPAIRS & MAINT SERVICES	\$0.00	\$0.00	\$0.00	\$0.00
Total Object 3000:		\$57,672.72	\$25,000.00	\$25,000.00	\$0.00
4109	SUPPLIES-DEPARTMENTAL	\$1,039.75	\$150.00	\$150.00	\$0.00
4140	NON-CONSUMABLE SUPPLIES	\$0.00	\$0.00	\$0.00	\$0.00
4700	SOFTWARE / NCON TECH SUPPLIES	\$3,065.76	\$10,000.00	\$10,000.00	\$0.00
Total Object 4000:		\$4,105.51	\$10,150.00	\$10,150.00	\$0.00
5400	EQUIPMENT	\$4,590.00	\$20,000.00	\$20,000.00	\$0.00
5411	TECHNOLOGY EQUIPMENT	\$17,255.00	\$7,000.00	\$7,000.00	\$0.00
Total Object 5000:		\$21,845.00	\$27,000.00	\$27,000.00	\$0.00
7140	NON-CONSUMABLE SUPPLIES	\$0.00	\$0.00	\$0.00	\$0.00

Glenbrook High School Dist 225

Expenditure Budget Report - by Program by Fund Group

FOR PERIOD ENDING: June 30, 2009

		<u>2009 Actual</u>	<u>2009 Budget</u>	<u>2010 Budget</u>	<u>Budget Variance</u>
Total Object 7000:		\$0.00	\$0.00	\$0.00	\$0.00
Total Program 1310 (Physically Handicapped) :		\$1,173,865.43	\$1,130,290.01	\$1,269,434.37	\$139,144.36
<u>Program Code: 1312 Behavior Disorders</u>					
1310	TEACHERS	\$671,488.40	\$671,489.00	\$500,432.00	\$-171,057.00
Total Object 1000:		\$671,488.40	\$671,489.00	\$500,432.00	\$-171,057.00
2115	TRS-2.2	\$3,970.19	\$4,725.08	\$4,217.53	\$-507.55
2118	TRS HEALTH INSURANCE	\$4,312.42	\$5,208.11	\$4,615.15	\$-592.96
2140	MEDICARE CONTRIBUTION	\$7,874.25	\$9,849.35	\$8,417.19	\$-1,432.16
2210	LIFE/DISABILITY INSURANCE	\$814.34	\$1,320.44	\$862.88	\$-457.56
2220	MEDICAL/DENTAL INSURANCE	\$53,988.87	\$64,420.37	\$57,257.52	\$-7,162.85
Total Object 2000:		\$70,960.07	\$85,523.35	\$75,370.27	\$-10,153.08
3120	CONSULTANTS	\$7,825.00	\$7,825.00	\$10,000.00	\$2,175.00
3230	REPAIRS & MAINT SERVICES	\$0.00	\$0.00	\$0.00	\$0.00
3320	PROFESSIONAL DEVELOPMENT	\$1,314.69	\$1,314.69	\$4,400.00	\$3,085.31
Total Object 3000:		\$9,139.69	\$9,139.69	\$14,400.00	\$5,260.31
4100	SUPPLIES-GENERAL	\$0.00	\$0.00	\$1,000.00	\$1,000.00
4109	SUPPLIES-DEPARTMENTAL	\$1,116.23	\$1,116.23	\$4,974.00	\$3,857.77
4140	NON-CONSUMABLE SUPPLIES	\$0.00	\$0.00	\$0.00	\$0.00
Total Object 4000:		\$1,116.23	\$1,116.23	\$5,974.00	\$4,857.77
7140	NON-CONSUMABLE SUPPLIES	\$0.00	\$0.00	\$0.00	\$0.00
Total Object 7000:		\$0.00	\$0.00	\$0.00	\$0.00
Total Program 1312 (Behavior Disorders) :		\$752,704.39	\$767,268.27	\$596,176.27	\$-171,092.00

Program Code: 1320 DLS - Cross Categorical

1148	CURRICULUM PROJECTS	\$0.00	\$0.00	\$0.00	\$0.00
------	---------------------	--------	--------	--------	--------

Glenbrook High School Dist 225

Expenditure Budget Report - by Program by Fund Group

FOR PERIOD ENDING: June 30, 2009

		<u>2009 Actual</u>	<u>2009 Budget</u>	<u>2010 Budget</u>	<u>Budget Variance</u>
1410	PARAPROFESSIONALS	\$174,345.01	\$174,346.00	\$181,589.00	\$7,243.00
	Total Object 1000:	\$174,345.01	\$174,346.00	\$181,589.00	\$7,243.00
2115	TRS-2.2	\$3.08	\$0.00	\$3.27	\$3.27
2118	TRS HEALTH INSURANCE	\$3.34	\$0.00	\$3.57	\$3.57
2120	IMRF CONTRIBUTION	\$13,198.11	\$13,341.11	\$16,459.75	\$3,118.64
2130	FICA CONTRIBUTION	\$10,325.98	\$10,291.87	\$10,992.77	\$700.90
2140	MEDICARE CONTRIBUTION	\$2,422.93	\$2,422.51	\$2,589.99	\$167.48
2210	LIFE/DISABILITY INSURANCE	\$507.60	\$679.29	\$537.86	-\$141.43
2220	MEDICAL/DENTAL INSURANCE	\$51,158.40	\$52,799.60	\$54,255.68	\$1,456.08
	Total Object 2000:	\$77,619.44	\$79,534.38	\$84,842.89	\$5,308.51
3116	INSERVICE	\$0.00	\$0.00	\$0.00	\$0.00
3120	CONSULTANTS	\$0.00	\$0.00	\$0.00	\$0.00
3230	REPAIRS & MAINT SERVICES	\$179.90	\$500.00	\$500.00	\$0.00
3320	PROFESSIONAL DEVELOPMENT	\$8,182.13	\$4,716.37	\$6,400.00	\$1,683.63
3900	OTHER CONTRACTUAL SERVICES	\$4,306.12	\$10,000.00	\$10,000.00	\$0.00
3905	PL 94-142 ROOM & BOARD	\$223,125.84	\$560,000.00	\$260,000.00	-\$300,000.00
	Total Object 3000:	\$235,793.99	\$575,216.37	\$276,900.00	-\$298,316.37
4100	SUPPLIES-GENERAL	\$4,047.45	\$4,047.45	\$6,024.00	\$1,976.55
4109	SUPPLIES-DEPARTMENTAL	\$1,872.13	\$1,700.00	\$1,700.00	\$0.00
4140	NON-CONSUMABLE SUPPLIES	\$13,278.79	\$13,278.79	\$0.00	-\$13,278.79
4700	SOFTWARE / NCON TECH SUPPLIES	\$0.00	\$0.00	\$8,592.00	\$8,592.00
	Total Object 4000:	\$19,198.37	\$19,026.24	\$16,316.00	-\$2,710.24
5400	EQUIPMENT	\$0.00	\$0.00	\$0.00	\$0.00
5409	EQUIPMENT-SPEC ITEMS	\$0.00	\$0.00	\$0.00	\$0.00
5411	TECHNOLOGY EQUIPMENT	\$0.00	\$0.00	\$0.00	\$0.00
	Total Object 5000:	\$0.00	\$0.00	\$0.00	\$0.00
6909	OTHER MISC	\$11,370.73	\$6,000.00	\$6,000.00	\$0.00

Glenbrook High School Dist 225

Expenditure Budget Report - by Program by Fund Group

FOR PERIOD ENDING: June 30, 2009

		<u>2009 Actual</u>	<u>2009 Budget</u>	<u>2010 Budget</u>	<u>Budget Variance</u>
Total Object 6000:		\$11,370.73	\$6,000.00	\$6,000.00	\$0.00
7140	NON-CONSUMABLE SUPPLIES	\$0.00	\$0.00	\$7,626.00	\$7,626.00
Total Object 7000:		\$0.00	\$0.00	\$7,626.00	\$7,626.00
Total Program 1320 (DLS - Cross Categorical) :		\$518,327.54	\$854,122.99	\$573,273.89	\$-280,849.10
<u>Program Code: 1322 Learning Disabilities</u>					
1310	TEACHERS	\$1,601,010.54	\$1,591,855.00	\$2,010,846.00	\$418,991.00
Total Object 1000:		\$1,601,010.54	\$1,591,855.00	\$2,010,846.00	\$418,991.00
2115	TRS-2.2	\$9,352.79	\$9,683.39	\$9,935.47	\$252.08
2118	TRS HEALTH INSURANCE	\$10,158.84	\$10,673.21	\$10,871.99	\$198.78
2140	MEDICARE CONTRIBUTION	\$20,433.49	\$21,633.61	\$21,842.40	\$208.79
2210	LIFE/DISABILITY INSURANCE	\$2,618.72	\$3,579.61	\$2,774.82	\$-804.79
2220	MEDICAL/DENTAL INSURANCE	\$170,245.23	\$170,523.28	\$180,552.39	\$10,029.11
Total Object 2000:		\$212,809.07	\$216,093.10	\$225,977.07	\$9,883.97
3320	PROFESSIONAL DEVELOPMENT	\$0.00	\$0.00	\$0.00	\$0.00
Total Object 3000:		\$0.00	\$0.00	\$0.00	\$0.00
4109	SUPPLIES-DEPARTMENTAL	\$0.00	\$0.00	\$0.00	\$0.00
4140	NON-CONSUMABLE SUPPLIES	\$0.00	\$0.00	\$0.00	\$0.00
Total Object 4000:		\$0.00	\$0.00	\$0.00	\$0.00
7140	NON-CONSUMABLE SUPPLIES	\$0.00	\$0.00	\$0.00	\$0.00
Total Object 7000:		\$0.00	\$0.00	\$0.00	\$0.00
Total Program 1322 (Learning Disabilities) :		\$1,813,819.61	\$1,807,948.10	\$2,236,823.07	\$428,874.97

Program Code: 1325 Study Strategies-Cross Categorical

3230	REPAIRS & MAINT SERVICES	\$0.00	\$0.00	\$0.00	\$0.00
------	--------------------------	--------	--------	--------	--------

Glenbrook High School Dist 225

Expenditure Budget Report - by Program by Fund Group

FOR PERIOD ENDING: June 30, 2009

		<u>2009 Actual</u>	<u>2009 Budget</u>	<u>2010 Budget</u>	<u>Budget Variance</u>
3320	PROFESSIONAL DEVELOPMENT	\$2,348.83	\$2,348.83	\$3,000.00	\$651.17
	Total Object 3000:	\$2,348.83	\$2,348.83	\$3,000.00	\$651.17
4100	SUPPLIES-GENERAL	\$2,579.82	\$2,579.82	\$5,602.00	\$3,022.18
4140	NON-CONSUMABLE SUPPLIES	\$0.00	\$0.00	\$0.00	\$0.00
	Total Object 4000:	\$2,579.82	\$2,579.82	\$5,602.00	\$3,022.18
7140	NON-CONSUMABLE SUPPLIES	\$0.00	\$0.00	\$0.00	\$0.00
	Total Object 7000:	\$0.00	\$0.00	\$0.00	\$0.00
	Program 1325 (Study Strategies-Cross Categorical) :	\$4,928.65	\$4,928.65	\$8,602.00	\$3,673.35
<u>Program Code: 1360 Off Campus</u>					
1120	INSTRUCTIONAL SUPERVISORS	\$117,936.00	\$117,936.00	\$122,359.00	\$4,423.00
1210	CLERICAL	\$29,844.48	\$29,845.00	\$31,516.00	\$1,671.00
1310	TEACHERS	\$844,698.90	\$837,487.00	\$875,189.00	\$37,702.00
1390	TEACHERS-SUBSTITUTES-RELEASE	\$7,884.00	\$0.00	\$8,000.00	\$8,000.00
1410	PARAPROFESSIONALS	\$163,204.03	\$172,486.00	\$179,295.00	\$6,809.00
1490	PARAPROFESSIONALS-SUBS/HOURLY	\$1,017.10	\$3,000.00	\$2,000.00	\$-1,000.00
	Total Object 1000:	\$1,164,584.51	\$1,160,754.00	\$1,218,359.00	\$57,605.00
2115	TRS-2.2	\$5,617.13	\$5,294.25	\$5,967.07	\$672.82
2118	TRS HEALTH INSURANCE	\$6,101.23	\$5,835.28	\$6,529.55	\$694.27
2120	IMRF CONTRIBUTION	\$13,742.05	\$11,815.86	\$17,138.11	\$5,322.25
2130	FICA CONTRIBUTION	\$11,599.97	\$12,343.90	\$12,349.03	\$5.13
2140	MEDICARE CONTRIBUTION	\$16,503.66	\$16,104.59	\$17,641.60	\$1,537.01
2210	LIFE/DISABILITY INSURANCE	\$2,330.83	\$3,134.10	\$2,469.76	\$-664.34
2220	MEDICAL/DENTAL INSURANCE	\$145,772.50	\$142,528.56	\$154,598.00	\$12,069.44
	Total Object 2000:	\$201,667.37	\$197,056.54	\$216,693.12	\$19,636.58
3100	PURCH SVCS-PROF & TECH	\$0.00	\$0.00	\$0.00	\$0.00
3120	CONSULTANTS	\$7,775.00	\$8,000.00	\$8,000.00	\$0.00

Glenbrook High School Dist 225

Expenditure Budget Report - by Program by Fund Group

FOR PERIOD ENDING: June 30, 2009

		<u>2009 Actual</u>	<u>2009 Budget</u>	<u>2010 Budget</u>	<u>Budget Variance</u>
3220	CLEANING SERVICES	\$0.00	\$0.00	\$0.00	\$0.00
3230	REPAIRS & MAINT SERVICES	\$0.00	\$450.00	\$450.00	\$0.00
3231	BUILDING MAINTENANCE	\$0.00	\$0.00	\$0.00	\$0.00
3232	GROUNDS MAINTENANCE	\$0.00	\$0.00	\$0.00	\$0.00
3240	COPIER LEASE/MAINTENANCE	\$2,956.91	\$2,500.00	\$2,500.00	\$0.00
3255	BUILDING RENTAL	\$228,158.08	\$210,000.00	\$240,000.00	\$30,000.00
3313	FIELD TRIPS	\$3,307.69	\$2,500.00	\$2,500.00	\$0.00
3320	PROFESSIONAL DEVELOPMENT	\$659.19	\$3,000.00	\$3,000.00	\$0.00
3420	TELEPHONE	\$2,191.21	\$2,500.00	\$2,500.00	\$0.00
3760	SCAVENGER SERVICES	\$0.00	\$0.00	\$0.00	\$0.00
	Total Object 3000:	\$245,048.08	\$228,950.00	\$258,950.00	\$30,000.00
4109	SUPPLIES-DEPARTMENTAL	\$13,828.79	\$15,000.00	\$15,000.00	\$0.00
4140	NON-CONSUMABLE SUPPLIES	\$442.50	\$0.00	\$0.00	\$0.00
4670	UTILITIES	\$0.00	\$0.00	\$0.00	\$0.00
4700	SOFTWARE / NCON TECH SUPPLIES	\$0.00	\$0.00	\$0.00	\$0.00
4800	SUPPLIES-CUSTODIAL	\$0.00	\$0.00	\$0.00	\$0.00
	Total Object 4000:	\$14,271.29	\$15,000.00	\$15,000.00	\$0.00
5400	EQUIPMENT	\$0.00	\$0.00	\$0.00	\$0.00
5409	EQUIPMENT-SPEC ITEMS	\$0.00	\$0.00	\$0.00	\$0.00
5411	TECHNOLOGY EQUIPMENT	\$0.00	\$0.00	\$0.00	\$0.00
	Total Object 5000:	\$0.00	\$0.00	\$0.00	\$0.00
7140	NON-CONSUMABLE SUPPLIES	\$0.00	\$0.00	\$0.00	\$0.00
	Total Object 7000:	\$0.00	\$0.00	\$0.00	\$0.00
	Total Program 1360 (Off Campus) :	\$1,625,571.25	\$1,601,760.54	\$1,709,002.12	\$107,241.58

Program Code: 1400 Vocational Education

4140	NON-CONSUMABLE SUPPLIES	\$0.00	\$0.00	\$0.00	\$0.00
4700	SOFTWARE / NCON TECH SUPPLIES	\$0.00	\$0.00	\$0.00	\$0.00

Glenbrook High School Dist 225

Expenditure Budget Report - by Program by Fund Group

FOR PERIOD ENDING: June 30, 2009

		<u>2009 Actual</u>	<u>2009 Budget</u>	<u>2010 Budget</u>	<u>Budget Variance</u>
Total Object 4000:		\$0.00	\$0.00	\$0.00	\$0.00
5411	TECHNOLOGY EQUIPMENT	\$0.00	\$0.00	\$0.00	\$0.00
Total Object 5000:		\$0.00	\$0.00	\$0.00	\$0.00
7140	NON-CONSUMABLE SUPPLIES	\$0.00	\$0.00	\$0.00	\$0.00
Total Object 7000:		\$0.00	\$0.00	\$0.00	\$0.00
Total Program 1400 (Vocational Education) :		\$0.00	\$0.00	\$0.00	\$0.00
<u>Program Code: 1405 Applied Technology</u>					
1310	TEACHERS	\$230,796.00	\$230,796.00	\$241,906.00	\$11,110.00
Total Object 1000:		\$230,796.00	\$230,796.00	\$241,906.00	\$11,110.00
2115	TRS-2.2	\$1,350.44	\$1,493.37	\$1,434.57	\$-58.80
2118	TRS HEALTH INSURANCE	\$1,466.89	\$1,645.97	\$1,569.87	\$-76.10
2140	MEDICARE CONTRIBUTION	\$1,811.40	\$1,696.67	\$1,936.30	\$239.63
2210	LIFE/DISABILITY INSURANCE	\$362.37	\$530.09	\$383.97	\$-146.12
2220	MEDICAL/DENTAL INSURANCE	\$20,021.42	\$22,546.42	\$21,233.58	\$-1,312.84
Total Object 2000:		\$25,012.52	\$27,912.52	\$26,558.29	\$-1,354.23
3230	REPAIRS & MAINT SERVICES	\$2,529.52	\$2,529.52	\$3,000.00	\$470.48
3234	MAINTENANCE AGREEMENTS	\$0.00	\$0.00	\$0.00	\$0.00
3250	RENTALS	\$416.38	\$416.38	\$0.00	\$-416.38
3320	PROFESSIONAL DEVELOPMENT	\$0.00	\$0.00	\$670.00	\$670.00
Total Object 3000:		\$2,945.90	\$2,945.90	\$3,670.00	\$724.10
4109	SUPPLIES-DEPARTMENTAL	\$9,428.87	\$9,428.87	\$10,000.00	\$571.13
4140	NON-CONSUMABLE SUPPLIES	\$0.00	\$0.00	\$0.00	\$0.00
4300	LIBRARY BOOKS	\$0.00	\$0.00	\$0.00	\$0.00
Total Object 4000:		\$9,428.87	\$9,428.87	\$10,000.00	\$571.13

Glenbrook High School Dist 225

Expenditure Budget Report - by Program by Fund Group

FOR PERIOD ENDING: June 30, 2009

		<u>2009 Actual</u>	<u>2009 Budget</u>	<u>2010 Budget</u>	<u>Budget Variance</u>
5400	EQUIPMENT	\$0.00	\$0.00	\$0.00	\$0.00
	Total Object 5000:	\$0.00	\$0.00	\$0.00	\$0.00
7140	NON-CONSUMABLE SUPPLIES	\$0.00	\$0.00	\$10,450.00	\$10,450.00
	Total Object 7000:	\$0.00	\$0.00	\$10,450.00	\$10,450.00
	Total Program 1405 (Applied Technology) :	\$268,183.29	\$271,083.29	\$292,584.29	\$21,501.00
<u>Program Code: 1410 Broadcasting</u>					
1310	TEACHERS	\$313,525.00	\$313,525.00	\$346,819.00	\$33,294.00
1530	SUPPORT STAFF-EXTRA RESP	\$24,344.90	\$25,848.21	\$27,700.00	\$1,851.79
	Total Object 1000:	\$337,869.90	\$339,373.21	\$374,519.00	\$35,145.79
2115	TRS-2.2	\$1,858.31	\$1,978.34	\$1,974.08	\$-4.26
2118	TRS HEALTH INSURANCE	\$2,018.27	\$2,180.62	\$2,159.95	\$-20.67
2120	IMRF CONTRIBUTION	\$933.71	\$1,381.06	\$1,164.46	\$-216.60
2130	FICA CONTRIBUTION	\$1,094.23	\$1,029.69	\$1,164.89	\$135.20
2140	MEDICARE CONTRIBUTION	\$4,851.32	\$3,811.31	\$5,185.82	\$1,374.51
2210	LIFE/DISABILITY INSURANCE	\$436.65	\$560.20	\$462.68	\$-97.52
2220	MEDICAL/DENTAL INSURANCE	\$26,881.29	\$28,572.27	\$28,508.76	\$-63.51
	Total Object 2000:	\$38,073.78	\$39,513.49	\$40,620.64	\$1,107.15
3230	REPAIRS & MAINT SERVICES	\$16,070.27	\$16,070.27	\$18,000.00	\$1,929.73
3234	MAINTENANCE AGREEMENTS	\$5,000.00	\$5,000.00	\$5,000.00	\$0.00
3251	FILM RENTAL	\$0.00	\$0.00	\$0.00	\$0.00
3320	PROFESSIONAL DEVELOPMENT	\$1,897.16	\$1,897.16	\$1,350.00	\$-547.16
3423	AIRTIME	\$0.00	\$0.00	\$0.00	\$0.00
3903	ENTRY FEES	\$1,965.35	\$1,986.80	\$2,000.00	\$13.20
	Total Object 3000:	\$24,932.78	\$24,954.23	\$26,350.00	\$1,395.77
4109	SUPPLIES-DEPARTMENTAL	\$9,227.35	\$9,359.35	\$10,938.00	\$1,578.65
4112	SUPPLIES-AUDIO VISUAL	\$0.00	\$0.00	\$0.00	\$0.00

Glenbrook High School Dist 225

Expenditure Budget Report - by Program by Fund Group

FOR PERIOD ENDING: June 30, 2009

		<u>2009 Actual</u>	<u>2009 Budget</u>	<u>2010 Budget</u>	<u>Budget Variance</u>
4115	NON-PRINTED MATERIALS	\$0.00	\$0.00	\$0.00	\$0.00
4140	NON-CONSUMABLE SUPPLIES	\$11,941.11	\$11,941.11	\$0.00	\$-11,941.11
4300	LIBRARY BOOKS	\$0.00	\$0.00	\$0.00	\$0.00
4400	SUBSCRIPTIONS	\$0.00	\$0.00	\$0.00	\$0.00
	Total Object 4000:	\$21,168.46	\$21,300.46	\$10,938.00	\$-10,362.46
5400	EQUIPMENT	\$0.00	\$0.00	\$0.00	\$0.00
5409	EQUIPMENT-SPEC ITEMS	\$0.00	\$0.00	\$0.00	\$0.00
	Total Object 5000:	\$0.00	\$0.00	\$0.00	\$0.00
7140	NON-CONSUMABLE SUPPLIES	\$0.00	\$0.00	\$40,667.00	\$40,667.00
	Total Object 7000:	\$0.00	\$0.00	\$40,667.00	\$40,667.00
	Total Program 1410 (Broadcasting) :	\$422,044.92	\$425,141.39	\$493,094.64	\$67,953.25
<u>Program Code: 1415 Business Education</u>					
1310	TEACHERS	\$743,836.20	\$743,837.00	\$773,289.00	\$29,452.00
	Total Object 1000:	\$743,836.20	\$743,837.00	\$773,289.00	\$29,452.00
2115	TRS-2.2	\$4,374.71	\$4,372.71	\$4,647.25	\$274.54
2118	TRS HEALTH INSURANCE	\$4,752.08	\$4,819.53	\$5,085.68	\$266.15
2140	MEDICARE CONTRIBUTION	\$10,318.14	\$10,504.90	\$11,029.59	\$524.69
2210	LIFE/DISABILITY INSURANCE	\$1,267.72	\$1,691.44	\$1,343.29	\$-348.15
2220	MEDICAL/DENTAL INSURANCE	\$70,123.73	\$68,105.97	\$74,369.23	\$6,263.26
	Total Object 2000:	\$90,836.38	\$89,494.55	\$96,475.04	\$6,980.49
3230	REPAIRS & MAINT SERVICES	\$0.00	\$0.00	\$0.00	\$0.00
3234	MAINTENANCE AGREEMENTS	\$0.00	\$0.00	\$0.00	\$0.00
3236	COMPUTER LAB-REP & MAINT	\$0.00	\$0.00	\$0.00	\$0.00
3251	FILM RENTAL	\$0.00	\$0.00	\$0.00	\$0.00
3320	PROFESSIONAL DEVELOPMENT	\$2,064.09	\$2,212.18	\$4,200.00	\$1,987.82

Glenbrook High School Dist 225

Expenditure Budget Report - by Program by Fund Group

FOR PERIOD ENDING: June 30, 2009

		<u>2009 Actual</u>	<u>2009 Budget</u>	<u>2010 Budget</u>	<u>Budget Variance</u>
Total Object 3000:		\$2,064.09	\$2,212.18	\$4,200.00	\$1,987.82
4109	SUPPLIES-DEPARTMENTAL	\$3,257.06	\$3,257.06	\$6,384.00	\$3,126.94
4115	NON-PRINTED MATERIALS	\$0.00	\$0.00	\$500.00	\$500.00
4140	NON-CONSUMABLE SUPPLIES	\$10,222.00	\$10,222.00	\$0.00	\$-10,222.00
4300	LIBRARY BOOKS	\$0.00	\$0.00	\$100.00	\$100.00
Total Object 4000:		\$13,479.06	\$13,479.06	\$6,984.00	\$-6,495.06
5400	EQUIPMENT	\$0.00	\$0.00	\$0.00	\$0.00
Total Object 5000:		\$0.00	\$0.00	\$0.00	\$0.00
7140	NON-CONSUMABLE SUPPLIES	\$0.00	\$0.00	\$0.00	\$0.00
Total Object 7000:		\$0.00	\$0.00	\$0.00	\$0.00
Total Program 1415 (Business Education) :		\$850,215.73	\$849,022.79	\$880,948.04	\$31,925.25
<u>Program Code: 1420 DCE - Diversified Cooperative Ed</u>					
1310	TEACHERS	\$0.00	\$0.00	\$0.00	\$0.00
Total Object 1000:		\$0.00	\$0.00	\$0.00	\$0.00
2115	TRS-2.2	\$0.00	\$0.00	\$0.00	\$0.00
2118	TRS HEALTH INSURANCE	\$0.00	\$0.00	\$0.00	\$0.00
2140	MEDICARE CONTRIBUTION	\$0.00	\$0.00	\$0.00	\$0.00
2210	LIFE/DISABILITY INSURANCE	\$0.00	\$0.00	\$0.00	\$0.00
2220	MEDICAL/DENTAL INSURANCE	\$0.00	\$0.00	\$0.00	\$0.00
Total Object 2000:		\$0.00	\$0.00	\$0.00	\$0.00
3145	DCE-CAREER FAIR	\$0.00	\$0.00	\$0.00	\$0.00
3251	FILM RENTAL	\$0.00	\$0.00	\$0.00	\$0.00
3320	PROFESSIONAL DEVELOPMENT	\$0.00	\$0.00	\$550.00	\$550.00
Total Object 3000:		\$0.00	\$0.00	\$550.00	\$550.00

Glenbrook High School Dist 225

Expenditure Budget Report - by Program by Fund Group

FOR PERIOD ENDING: June 30, 2009

		<u>2009 Actual</u>	<u>2009 Budget</u>	<u>2010 Budget</u>	<u>Budget Variance</u>
4109	SUPPLIES-DEPARTMENTAL	\$104.72	\$104.72	\$500.00	\$395.28
4115	NON-PRINTED MATERIALS	\$0.00	\$0.00	\$400.00	\$400.00
4140	NON-CONSUMABLE SUPPLIES	\$0.00	\$0.00	\$0.00	\$0.00
4300	LIBRARY BOOKS	\$0.00	\$0.00	\$0.00	\$0.00
Total Object 4000:		\$104.72	\$104.72	\$900.00	\$795.28
7140	NON-CONSUMABLE SUPPLIES	\$0.00	\$0.00	\$212.00	\$212.00
Total Object 7000:		\$0.00	\$0.00	\$212.00	\$212.00
Program 1420 (DCE - Diversified Cooperative Ed) :		\$104.72	\$104.72	\$1,662.00	\$1,557.28
<u>Program Code: 1425 Home Economics</u>					
1310	TEACHERS	\$575,014.00	\$575,014.00	\$622,491.00	\$47,477.00
Total Object 1000:		\$575,014.00	\$575,014.00	\$622,491.00	\$47,477.00
2115	TRS-2.2	\$3,373.54	\$3,162.59	\$3,583.71	\$421.12
2118	TRS HEALTH INSURANCE	\$3,664.22	\$3,485.86	\$3,921.45	\$435.59
2140	MEDICARE CONTRIBUTION	\$5,037.42	\$4,569.42	\$5,384.76	\$815.34
2210	LIFE/DISABILITY INSURANCE	\$845.53	\$1,055.17	\$895.93	-\$159.24
2220	MEDICAL/DENTAL INSURANCE	\$46,021.54	\$43,270.11	\$48,807.82	\$5,537.71
Total Object 2000:		\$58,942.25	\$55,543.15	\$62,593.67	\$7,050.52
3230	REPAIRS & MAINT SERVICES	\$499.00	\$499.00	\$1,700.00	\$1,201.00
3234	MAINTENANCE AGREEMENTS	\$1,664.55	\$1,664.55	\$1,600.00	-\$64.55
3320	PROFESSIONAL DEVELOPMENT	\$390.42	\$806.00	\$1,300.00	\$494.00
Total Object 3000:		\$2,553.97	\$2,969.55	\$4,600.00	\$1,630.45
4101	SUPPLIES-PRODUCTION	\$0.00	\$0.00	\$0.00	\$0.00
4109	SUPPLIES-DEPARTMENTAL	\$14,550.63	\$14,550.63	\$16,705.00	\$2,154.37
4115	NON-PRINTED MATERIALS	\$720.00	\$720.00	\$800.00	\$80.00
4140	NON-CONSUMABLE SUPPLIES	\$0.00	\$0.00	\$0.00	\$0.00
4300	LIBRARY BOOKS	\$0.00	\$0.00	\$0.00	\$0.00

Glenbrook High School Dist 225

Expenditure Budget Report - by Program by Fund Group

FOR PERIOD ENDING: June 30, 2009

		<u>2009 Actual</u>	<u>2009 Budget</u>	<u>2010 Budget</u>	<u>Budget Variance</u>
Total Object 4000:		\$15,270.63	\$15,270.63	\$17,505.00	\$2,234.37
5400	EQUIPMENT	\$0.00	\$0.00	\$0.00	\$0.00
5409	EQUIPMENT-SPEC ITEMS	\$0.00	\$0.00	\$0.00	\$0.00
Total Object 5000:		\$0.00	\$0.00	\$0.00	\$0.00
7140	NON-CONSUMABLE SUPPLIES	\$0.00	\$0.00	\$1,000.00	\$1,000.00
Total Object 7000:		\$0.00	\$0.00	\$1,000.00	\$1,000.00
Total Program 1425 (Home Economics) :		\$651,780.85	\$648,797.33	\$708,189.67	\$59,392.34
<u>Program Code: 1430 Industrial Arts</u>					
1310	TEACHERS	\$395,662.60	\$395,663.00	\$416,227.00	\$20,564.00
Total Object 1000:		\$395,662.60	\$395,663.00	\$416,227.00	\$20,564.00
2115	TRS-2.2	\$2,338.72	\$2,386.39	\$2,484.42	\$98.03
2118	TRS HEALTH INSURANCE	\$2,540.32	\$2,630.60	\$2,718.65	\$88.05
2140	MEDICARE CONTRIBUTION	\$3,291.17	\$3,423.42	\$3,518.10	\$94.68
2150	TRS-EARLY RETIREMENT	\$0.00	\$0.00	\$0.00	\$0.00
2210	LIFE/DISABILITY INSURANCE	\$616.18	\$838.74	\$652.91	\$-185.83
2220	MEDICAL/DENTAL INSURANCE	\$32,632.14	\$34,037.31	\$34,607.79	\$570.48
Total Object 2000:		\$41,418.53	\$43,316.46	\$43,981.87	\$665.41
3230	REPAIRS & MAINT SERVICES	\$3,016.38	\$3,016.38	\$3,500.00	\$483.62
3251	FILM RENTAL	\$0.00	\$0.00	\$0.00	\$0.00
3254	TRAILER RENTAL	\$0.00	\$0.00	\$0.00	\$0.00
3320	PROFESSIONAL DEVELOPMENT	\$382.21	\$382.21	\$1,500.00	\$1,117.79
Total Object 3000:		\$3,398.59	\$3,398.59	\$5,000.00	\$1,601.41
4100	SUPPLIES-GENERAL	\$-83.88	\$0.00	\$0.00	\$0.00
4106	SUPPLIES-STUDENT FEES	\$-342.50	\$0.00	\$0.00	\$0.00
4109	SUPPLIES-DEPARTMENTAL	\$15,344.37	\$15,344.37	\$14,549.00	\$-795.37

Glenbrook High School Dist 225

Expenditure Budget Report - by Program by Fund Group

FOR PERIOD ENDING: June 30, 2009

		<u>2009 Actual</u>	<u>2009 Budget</u>	<u>2010 Budget</u>	<u>Budget Variance</u>
4115	NON-PRINTED MATERIALS	\$0.00	\$0.00	\$0.00	\$0.00
4140	NON-CONSUMABLE SUPPLIES	\$0.00	\$0.00	\$0.00	\$0.00
	Total Object 4000:	\$14,917.99	\$15,344.37	\$14,549.00	-\$795.37
5400	EQUIPMENT	\$0.00	\$0.00	\$0.00	\$0.00
5408	EQUIPMENT-LIVING IN SPACE	\$0.00	\$0.00	\$0.00	\$0.00
5409	EQUIPMENT-SPEC ITEMS	\$0.00	\$0.00	\$0.00	\$0.00
	Total Object 5000:	\$0.00	\$0.00	\$0.00	\$0.00
7140	NON-CONSUMABLE SUPPLIES	\$0.00	\$0.00	\$2,000.00	\$2,000.00
	Total Object 7000:	\$0.00	\$0.00	\$2,000.00	\$2,000.00
	Total Program 1430 (Industrial Arts) :	\$455,397.71	\$457,722.42	\$481,757.87	\$24,035.45
<u>Program Code: 1435 Nursery School</u>					
1410	PARAPROFESSIONALS	\$47,359.34	\$46,931.00	\$50,835.00	\$3,904.00
	Total Object 1000:	\$47,359.34	\$46,931.00	\$50,835.00	\$3,904.00
2120	IMRF CONTRIBUTION	\$3,424.46	\$4,081.22	\$4,270.74	\$189.52
2130	FICA CONTRIBUTION	\$2,704.28	\$2,712.62	\$2,878.91	\$166.29
2140	MEDICARE CONTRIBUTION	\$632.36	\$638.15	\$675.96	\$37.81
2210	LIFE/DISABILITY INSURANCE	\$154.95	\$220.77	\$164.19	-\$56.58
2220	MEDICAL/DENTAL INSURANCE	\$11,125.45	\$18,489.10	\$11,799.02	-\$6,690.08
	Total Object 2000:	\$18,041.50	\$26,141.86	\$19,788.82	-\$6,353.04
4109	SUPPLIES-DEPARTMENTAL	\$2,982.84	\$3,429.82	\$3,750.00	\$320.18
4140	NON-CONSUMABLE SUPPLIES	\$0.00	\$0.00	\$0.00	\$0.00
	Total Object 4000:	\$2,982.84	\$3,429.82	\$3,750.00	\$320.18
7140	NON-CONSUMABLE SUPPLIES	\$0.00	\$0.00	\$0.00	\$0.00
	Total Object 7000:	\$0.00	\$0.00	\$0.00	\$0.00

Glenbrook High School Dist 225

Expenditure Budget Report - by Program by Fund Group

FOR PERIOD ENDING: June 30, 2009

		<u>2009 Actual</u>	<u>2009 Budget</u>	<u>2010 Budget</u>	<u>Budget Variance</u>
Total Program 1435 (Nursery School) :		\$68,383.68	\$76,502.68	\$74,373.82	\$-2,128.86
<u>Program Code: 1650 Academy</u>					
1148	CURRICULUM PROJECTS	\$5,612.00	\$5,755.00	\$5,600.00	\$-155.00
1310	TEACHERS	\$439,685.60	\$439,686.00	\$397,954.00	\$-41,732.00
1350	TEACHERS-STIPENDS	\$14,874.00	\$15,225.00	\$15,225.00	\$0.00
Total Object 1000:		\$460,171.60	\$460,666.00	\$418,779.00	\$-41,887.00
2115	TRS-2.2	\$2,700.86	\$2,703.31	\$2,869.12	\$165.81
2118	TRS HEALTH INSURANCE	\$2,933.64	\$2,979.89	\$3,139.58	\$159.69
2140	MEDICARE CONTRIBUTION	\$5,823.04	\$5,879.32	\$6,224.54	\$345.22
2210	LIFE/DISABILITY INSURANCE	\$654.65	\$909.53	\$693.67	\$-215.86
2220	MEDICAL/DENTAL INSURANCE	\$35,822.10	\$40,046.87	\$37,990.88	\$-2,055.99
Total Object 2000:		\$47,934.29	\$52,518.92	\$50,917.79	\$-1,601.13
3120	CONSULTANTS	\$0.00	\$0.00	\$0.00	\$0.00
3230	REPAIRS & MAINT SERVICES	\$0.00	\$0.00	\$0.00	\$0.00
3310	STUDENT TRANSPORTATION	\$0.00	\$400.00	\$400.00	\$0.00
3320	PROFESSIONAL DEVELOPMENT	\$1,353.95	\$1,500.00	\$1,500.00	\$0.00
3324	STUDENT-LODGING/MEALS	\$2,423.80	\$2,425.00	\$2,576.00	\$151.00
3903	ENTRY FEES	\$215.00	\$215.00	\$225.00	\$10.00
Total Object 3000:		\$3,992.75	\$4,540.00	\$4,701.00	\$161.00
4109	SUPPLIES-DEPARTMENTAL	\$2,607.20	\$2,455.80	\$2,450.00	\$-5.80
4112	SUPPLIES-AUDIO VISUAL	\$0.00	\$0.00	\$0.00	\$0.00
4115	NON-PRINTED MATERIALS	\$0.00	\$0.00	\$0.00	\$0.00
4140	NON-CONSUMABLE SUPPLIES	\$0.00	\$0.00	\$0.00	\$0.00
4300	LIBRARY BOOKS	\$-156.00	\$0.00	\$0.00	\$0.00
4400	SUBSCRIPTIONS	\$0.00	\$0.00	\$0.00	\$0.00
4700	SOFTWARE / NCON TECH SUPPLIES	\$0.00	\$0.00	\$0.00	\$0.00
Total Object 4000:		\$2,451.20	\$2,455.80	\$2,450.00	\$-5.80

Glenbrook High School Dist 225

Expenditure Budget Report - by Program by Fund Group

FOR PERIOD ENDING: June 30, 2009

		<u>2009 Actual</u>	<u>2009 Budget</u>	<u>2010 Budget</u>	<u>Budget Variance</u>
5400	EQUIPMENT	\$0.00	\$0.00	\$0.00	\$0.00
5411	TECHNOLOGY EQUIPMENT	\$0.00	\$0.00	\$0.00	\$0.00
	Total Object 5000:	\$0.00	\$0.00	\$0.00	\$0.00
7140	NON-CONSUMABLE SUPPLIES	\$0.00	\$0.00	\$0.00	\$0.00
	Total Object 7000:	\$0.00	\$0.00	\$0.00	\$0.00
	Total Program 1650 (Academy) :	\$514,549.84	\$520,180.72	\$476,847.79	-\$43,332.93
<u>Program Code: 1900 Alternative Programs</u>					
3310	STUDENT TRANSPORTATION	\$0.00	\$0.00	\$0.00	\$0.00
	Total Object 3000:	\$0.00	\$0.00	\$0.00	\$0.00
6700	TUITION PAYMENTS	\$0.00	\$0.00	\$5,000.00	\$5,000.00
	Total Object 6000:	\$0.00	\$0.00	\$5,000.00	\$5,000.00
8000	TUITION PAYMENTS	\$46,739.72	\$50,000.00	\$0.00	-\$50,000.00
	Total Object 8000:	\$46,739.72	\$50,000.00	\$0.00	-\$50,000.00
	Total Program 1900 (Alternative Programs) :	\$46,739.72	\$50,000.00	\$5,000.00	-\$45,000.00
<u>Program Code: 1999 Contingency</u>					
3230	REPAIRS & MAINT SERVICES	\$0.00	\$0.00	\$15,000.00	\$15,000.00
3320	PROFESSIONAL DEVELOPMENT	\$0.00	\$0.00	\$0.00	\$0.00
	Total Object 3000:	\$0.00	\$0.00	\$15,000.00	\$15,000.00
4100	SUPPLIES-GENERAL	\$16,202.47	\$16,202.47	\$31,000.00	\$14,797.53
4140	NON-CONSUMABLE SUPPLIES	\$0.00	\$0.00	\$0.00	\$0.00
	Total Object 4000:	\$16,202.47	\$16,202.47	\$31,000.00	\$14,797.53
5400	EQUIPMENT	\$0.00	\$0.00	\$0.00	\$0.00

Glenbrook High School Dist 225

Expenditure Budget Report - by Program by Fund Group

FOR PERIOD ENDING: June 30, 2009

		<u>2009 Actual</u>	<u>2009 Budget</u>	<u>2010 Budget</u>	<u>Budget Variance</u>
Total Object 5000:		\$0.00	\$0.00	\$0.00	\$0.00
6900	CONTINGENCIES	\$28,435.25	\$28,449.25	\$40,000.00	\$11,550.75
Total Object 6000:		\$28,435.25	\$28,449.25	\$40,000.00	\$11,550.75
7140	NON-CONSUMABLE SUPPLIES	\$0.00	\$0.00	\$7,000.00	\$7,000.00
Total Object 7000:		\$0.00	\$0.00	\$7,000.00	\$7,000.00
Total Program 1999 (Contingency) :		\$44,637.72	\$44,651.72	\$93,000.00	\$48,348.28
<u>Program Code: 2110 Dean's Office</u>					
1110	ADMINISTRATORS	\$647,255.40	\$647,256.00	\$640,499.00	\$-6,757.00
1210	CLERICAL	\$335,182.64	\$339,565.00	\$298,658.00	\$-40,907.00
1290	CLERICAL-SUBS/HOURLY	\$16,183.05	\$16,258.33	\$16,500.00	\$241.67
1360	TEACHERS-SUPERVISION	\$16,948.89	\$22,100.00	\$22,000.00	\$-100.00
1410	PARAPROFESSIONALS	\$190,314.01	\$195,977.00	\$293,641.00	\$97,664.00
1490	PARAPROFESSIONALS-SUBS/HOURLY	\$650.82	\$650.82	\$5,000.00	\$4,349.18
1491	PARA / IA-SUBS ILLNESS	\$12,472.70	\$22,000.00	\$21,500.00	\$-500.00
Total Object 1000:		\$1,219,007.51	\$1,243,807.15	\$1,297,798.00	\$53,990.85
2110	TRS	\$0.00	\$0.00	\$0.00	\$0.00
2115	TRS-2.2	\$3,876.49	\$3,814.02	\$4,118.00	\$303.98
2118	TRS HEALTH INSURANCE	\$4,210.43	\$4,203.56	\$4,506.00	\$302.44
2120	IMRF CONTRIBUTION	\$41,733.04	\$28,149.62	\$52,046.49	\$23,896.87
2130	FICA CONTRIBUTION	\$33,882.38	\$33,572.32	\$36,070.30	\$2,497.98
2140	MEDICARE CONTRIBUTION	\$14,453.34	\$14,437.49	\$15,449.91	\$1,012.42
2150	TRS-EARLY RETIREMENT	\$18,109.76	\$18,110.00	\$0.00	\$-18,110.00
2210	LIFE/DISABILITY INSURANCE	\$3,461.56	\$4,343.17	\$3,667.90	\$-675.27
2220	MEDICAL/DENTAL INSURANCE	\$177,430.21	\$195,871.86	\$188,172.37	\$-7,699.49
Total Object 2000:		\$297,157.21	\$302,502.04	\$304,030.97	\$1,528.93
3100	PURCH SVCS-PROF & TECH	\$0.00	\$0.00	\$0.00	\$0.00

Glenbrook High School Dist 225

Expenditure Budget Report - by Program by Fund Group

FOR PERIOD ENDING: June 30, 2009

		<u>2009 Actual</u>	<u>2009 Budget</u>	<u>2010 Budget</u>	<u>Budget Variance</u>
3120	CONSULTANTS	\$0.00	\$0.00	\$0.00	\$0.00
3230	REPAIRS & MAINT SERVICES	\$5,553.18	\$5,553.18	\$4,973.00	\$-580.18
3234	MAINTENANCE AGREEMENTS	\$0.00	\$0.00	\$0.00	\$0.00
3320	PROFESSIONAL DEVELOPMENT	\$2,314.67	\$2,314.67	\$4,325.00	\$2,010.33
3600	PRINTING & BINDING	\$2,665.61	\$2,665.61	\$4,000.00	\$1,334.39
3770	SECURITY SERVICES	\$20,182.48	\$20,182.48	\$12,781.00	\$-7,401.48
	Total Object 3000:	\$30,715.94	\$30,715.94	\$26,079.00	\$-4,636.94
4100	SUPPLIES-GENERAL	\$243.41	\$243.41	\$0.00	\$-243.41
4109	SUPPLIES-DEPARTMENTAL	\$7,453.97	\$7,453.97	\$8,523.00	\$1,069.03
4113	I.D. CARDS	\$0.00	\$0.00	\$0.00	\$0.00
4140	NON-CONSUMABLE SUPPLIES	\$1,657.19	\$1,657.19	\$0.00	\$-1,657.19
4300	LIBRARY BOOKS	\$195.00	\$195.00	\$700.00	\$505.00
	Total Object 4000:	\$9,549.57	\$9,549.57	\$9,223.00	\$-326.57
5400	EQUIPMENT	\$0.00	\$0.00	\$0.00	\$0.00
5409	EQUIPMENT-SPEC ITEMS	\$0.00	\$0.00	\$0.00	\$0.00
	Total Object 5000:	\$0.00	\$0.00	\$0.00	\$0.00
7140	NON-CONSUMABLE SUPPLIES	\$0.00	\$0.00	\$3,696.00	\$3,696.00
	Total Object 7000:	\$0.00	\$0.00	\$3,696.00	\$3,696.00
	Total Program 2110 (Dean's Office) :	\$1,556,430.23	\$1,586,574.70	\$1,640,826.97	\$54,252.27

Program Code: 2114 Residency

1110	ADMINISTRATORS	\$5,000.00	\$5,000.00	\$5,258.00	\$258.00
1210	CLERICAL	\$7,442.26	\$7,443.00	\$7,838.00	\$395.00
1290	CLERICAL-SUBS/HOURLY	\$1,468.24	\$10,000.00	\$2,000.00	\$-8,000.00
1410	PARAPROFESSIONALS	\$0.00	\$0.00	\$0.00	\$0.00
	Total Object 1000:	\$13,910.50	\$22,443.00	\$15,096.00	\$-7,347.00
2110	TRS	\$0.00	\$0.00	\$0.00	\$0.00

Glenbrook High School Dist 225

Expenditure Budget Report - by Program by Fund Group

FOR PERIOD ENDING: June 30, 2009

		<u>2009 Actual</u>	<u>2009 Budget</u>	<u>2010 Budget</u>	<u>Budget Variance</u>
2115	TRS-2.2	\$28.93	\$30.34	\$30.73	\$0.39
2118	TRS HEALTH INSURANCE	\$31.55	\$33.43	\$33.76	\$0.33
2120	IMRF CONTRIBUTION	\$710.27	\$881.48	\$885.80	\$4.32
2130	FICA CONTRIBUTION	\$552.34	\$1,278.97	\$588.01	\$-690.96
2140	MEDICARE CONTRIBUTION	\$200.75	\$376.28	\$214.59	\$-161.69
2210	LIFE/DISABILITY INSURANCE	\$33.08	\$24.09	\$35.05	\$10.96
2220	MEDICAL/DENTAL INSURANCE	\$338.08	\$378.32	\$358.55	\$-19.77
	Total Object 2000:	\$1,895.00	\$3,002.91	\$2,146.49	\$-856.42
3100	PURCH SVCS-PROF & TECH	\$3,500.00	\$3,500.00	\$3,500.00	\$0.00
3180	LEGAL SERVICES	\$1,246.50	\$1,250.00	\$1,200.00	\$-50.00
3412	POSTAGE	\$3,500.00	\$3,500.00	\$3,500.00	\$0.00
	Total Object 3000:	\$8,246.50	\$8,250.00	\$8,200.00	\$-50.00
4100	SUPPLIES-GENERAL	\$4,815.50	\$4,500.00	\$4,550.00	\$50.00
4140	NON-CONSUMABLE SUPPLIES	\$0.00	\$0.00	\$0.00	\$0.00
	Total Object 4000:	\$4,815.50	\$4,500.00	\$4,550.00	\$50.00
7140	NON-CONSUMABLE SUPPLIES	\$0.00	\$0.00	\$0.00	\$0.00
	Total Object 7000:	\$0.00	\$0.00	\$0.00	\$0.00
	Total Program 2114 (Residency) :	\$28,867.50	\$38,195.91	\$29,992.49	\$-8,203.42

Program Code: 2116 GEA

1310	TEACHERS	\$43,717.20	\$43,718.00	\$46,247.00	\$2,529.00
	Total Object 1000:	\$43,717.20	\$43,718.00	\$46,247.00	\$2,529.00
2115	TRS-2.2	\$258.65	\$133.37	\$274.76	\$141.39
2118	TRS HEALTH INSURANCE	\$280.96	\$147.04	\$300.68	\$153.64
2140	MEDICARE CONTRIBUTION	\$317.32	\$0.00	\$339.20	\$339.20
2210	LIFE/DISABILITY INSURANCE	\$48.38	\$33.49	\$51.26	\$17.77
2220	MEDICAL/DENTAL INSURANCE	\$2,377.54	\$1,422.00	\$2,521.48	\$1,099.48

Glenbrook High School Dist 225

Expenditure Budget Report - by Program by Fund Group

FOR PERIOD ENDING: June 30, 2009

	<u>2009 Actual</u>	<u>2009 Budget</u>	<u>2010 Budget</u>	<u>Budget Variance</u>
Total Object 2000:	\$3,282.85	\$1,735.90	\$3,487.38	\$1,751.48
Total Program 2116 (GEA) :	\$47,000.05	\$45,453.90	\$49,734.38	\$4,280.48

Program Code: 2120 Guidance Services

1110	ADMINISTRATORS	\$498,258.00	\$498,258.00	\$513,936.00	\$15,678.00
1210	CLERICAL	\$666,234.87	\$676,971.00	\$743,686.00	\$66,715.00
1310	TEACHERS	\$1,860,366.01	\$1,859,511.00	\$1,924,817.00	\$65,306.00
1930	STUDENTS	\$0.00	\$0.00	\$0.00	\$0.00
	Total Object 1000:	\$3,024,858.88	\$3,034,740.00	\$3,182,439.00	\$147,699.00

2110	TRS	\$43,327.02	\$43,328.00	\$44,691.00	\$1,363.00
2115	TRS-2.2	\$14,085.60	\$13,760.27	\$14,963.14	\$1,202.87
2118	TRS HEALTH INSURANCE	\$15,299.71	\$15,167.17	\$16,373.75	\$1,206.58
2120	IMRF CONTRIBUTION	\$50,918.26	\$56,026.48	\$63,501.64	\$7,475.16
2130	FICA CONTRIBUTION	\$39,738.28	\$45,382.11	\$42,304.34	\$-3,077.77
2140	MEDICARE CONTRIBUTION	\$36,282.11	\$37,315.14	\$38,783.79	\$1,468.65
2150	TRS-EARLY RETIREMENT	\$0.00	\$0.00	\$0.00	\$0.00
2210	LIFE/DISABILITY INSURANCE	\$5,479.21	\$7,413.36	\$5,805.83	\$-1,607.53
2220	MEDICAL/DENTAL INSURANCE	\$350,996.47	\$359,534.54	\$372,246.85	\$12,712.31
	Total Object 2000:	\$556,126.66	\$577,927.07	\$598,670.34	\$20,743.27

3120	CONSULTANTS	\$15,696.50	\$15,696.50	\$19,650.00	\$3,953.50
3128	STUDENT EVALUATIONS	\$0.00	\$0.00	\$0.00	\$0.00
3129	PEER MEDIATION	\$0.00	\$0.00	\$0.00	\$0.00
3152	COLLEGE NIGHT	\$4,186.23	\$4,186.23	\$9,500.00	\$5,313.77
3230	REPAIRS & MAINT SERVICES	\$0.00	\$0.00	\$0.00	\$0.00
3234	MAINTENANCE AGREEMENTS	\$0.00	\$0.00	\$0.00	\$0.00
3320	PROFESSIONAL DEVELOPMENT	\$13,188.30	\$13,188.30	\$13,795.00	\$606.70
3600	PRINTING & BINDING	\$1,291.31	\$1,291.31	\$2,000.00	\$708.69
	Total Object 3000:	\$34,362.34	\$34,362.34	\$44,945.00	\$10,582.66

Glenbrook High School Dist 225

Expenditure Budget Report - by Program by Fund Group

FOR PERIOD ENDING: June 30, 2009

		<u>2009 Actual</u>	<u>2009 Budget</u>	<u>2010 Budget</u>	<u>Budget Variance</u>
4106	SUPPLIES-STUDENT FEES	\$-11,528.39	\$-11,528.39	\$0.00	\$11,528.39
4109	SUPPLIES-DEPARTMENTAL	\$6,648.96	\$7,828.96	\$10,360.00	\$2,531.04
4117	SUPPLIES-TESTING	\$5,909.75	\$5,909.75	\$7,000.00	\$1,090.25
4140	NON-CONSUMABLE SUPPLIES	\$17,569.40	\$17,569.40	\$0.00	\$-17,569.40
4300	LIBRARY BOOKS	\$935.73	\$935.73	\$1,000.00	\$64.27
	Total Object 4000:	\$19,535.45	\$20,715.45	\$18,360.00	\$-2,355.45
5400	EQUIPMENT	\$0.00	\$0.00	\$0.00	\$0.00
5409	EQUIPMENT-SPEC ITEMS	\$0.00	\$0.00	\$0.00	\$0.00
	Total Object 5000:	\$0.00	\$0.00	\$0.00	\$0.00
7140	NON-CONSUMABLE SUPPLIES	\$0.00	\$0.00	\$0.00	\$0.00
	Total Object 7000:	\$0.00	\$0.00	\$0.00	\$0.00
	Total Program 2120 (Guidance Services) :	\$3,634,883.33	\$3,667,744.86	\$3,844,414.34	\$176,669.48
<u>Program Code: 2123 Crisis Intervention</u>					
1310	TEACHERS	\$316,448.70	\$316,449.00	\$321,871.00	\$5,422.00
	Total Object 1000:	\$316,448.70	\$316,449.00	\$321,871.00	\$5,422.00
2115	TRS-2.2	\$1,874.05	\$1,713.96	\$1,990.80	\$276.84
2118	TRS HEALTH INSURANCE	\$2,035.39	\$1,889.05	\$2,178.27	\$289.22
2140	MEDICARE CONTRIBUTION	\$4,467.86	\$3,671.59	\$4,775.92	\$1,104.33
2210	LIFE/DISABILITY INSURANCE	\$458.09	\$569.39	\$485.40	\$-83.99
2220	MEDICAL/DENTAL INSURANCE	\$29,215.56	\$26,138.95	\$30,984.36	\$4,845.41
	Total Object 2000:	\$38,050.95	\$33,982.94	\$40,414.75	\$6,431.81
3110	INSTRUCTION SERVICES	\$0.00	\$0.00	\$0.00	\$0.00
3320	PROFESSIONAL DEVELOPMENT	\$0.00	\$0.00	\$650.00	\$650.00
3900	OTHER CONTRACTUAL SERVICES	\$0.00	\$0.00	\$0.00	\$0.00
	Total Object 3000:	\$0.00	\$0.00	\$650.00	\$650.00

Glenbrook High School Dist 225

Expenditure Budget Report - by Program by Fund Group

FOR PERIOD ENDING: June 30, 2009

		<u>2009 Actual</u>	<u>2009 Budget</u>	<u>2010 Budget</u>	<u>Budget Variance</u>
4109	SUPPLIES-DEPARTMENTAL	\$113.31	\$113.31	\$800.00	\$686.69
4140	NON-CONSUMABLE SUPPLIES	\$0.00	\$0.00	\$0.00	\$0.00
4300	LIBRARY BOOKS	\$0.00	\$0.00	\$0.00	\$0.00
	Total Object 4000:	\$113.31	\$113.31	\$800.00	\$686.69
7140	NON-CONSUMABLE SUPPLIES	\$0.00	\$0.00	\$0.00	\$0.00
	Total Object 7000:	\$0.00	\$0.00	\$0.00	\$0.00
	Total Program 2123 (Crisis Intervention) :	\$354,612.96	\$350,545.25	\$363,735.75	\$13,190.50
<u>Program Code: 2126 Peer Counseling</u>					
1310	TEACHERS	\$260,519.78	\$260,091.00	\$251,189.00	\$-8,902.00
1340	TEACHERS HRLY/PER DIEM	\$0.00	\$0.00	\$0.00	\$0.00
1350	TEACHERS-STIPENDS	\$6,184.00	\$6,184.00	\$6,184.00	\$0.00
	Total Object 1000:	\$266,703.78	\$266,275.00	\$257,373.00	\$-8,902.00
2115	TRS-2.2	\$1,572.25	\$1,558.63	\$1,670.20	\$111.57
2118	TRS HEALTH INSURANCE	\$1,707.61	\$1,717.84	\$1,827.48	\$109.64
2140	MEDICARE CONTRIBUTION	\$3,145.05	\$3,174.13	\$3,361.90	\$187.77
2210	LIFE/DISABILITY INSURANCE	\$340.36	\$470.10	\$360.65	\$-109.45
2220	MEDICAL/DENTAL INSURANCE	\$22,507.84	\$21,646.37	\$23,870.53	\$2,224.16
	Total Object 2000:	\$29,273.11	\$28,567.07	\$31,090.76	\$2,523.69
3118	IMPROVEMENT OF INSTRUCTION	\$3,000.00	\$4,800.00	\$6,000.00	\$1,200.00
3320	PROFESSIONAL DEVELOPMENT	\$1,563.90	\$1,660.00	\$1,260.00	\$-400.00
	Total Object 3000:	\$4,563.90	\$6,460.00	\$7,260.00	\$800.00
4100	SUPPLIES-GENERAL	\$2,459.47	\$2,500.00	\$1,700.00	\$-800.00
4109	SUPPLIES-DEPARTMENTAL	\$6.00	\$0.00	\$0.00	\$0.00
4140	NON-CONSUMABLE SUPPLIES	\$0.00	\$0.00	\$0.00	\$0.00
	Total Object 4000:	\$2,465.47	\$2,500.00	\$1,700.00	\$-800.00

Glenbrook High School Dist 225

Expenditure Budget Report - by Program by Fund Group

FOR PERIOD ENDING: June 30, 2009

		<u>2009 Actual</u>	<u>2009 Budget</u>	<u>2010 Budget</u>	<u>Budget Variance</u>
7140	NON-CONSUMABLE SUPPLIES	\$0.00	\$0.00	\$0.00	\$0.00
	Total Object 7000:	\$0.00	\$0.00	\$0.00	\$0.00
	Total Program 2126 (Peer Counseling) :	\$303,006.26	\$303,802.07	\$297,423.76	\$-6,378.31
<u>Program Code: 2130 Health Service</u>					
1310	TEACHERS	\$145,607.33	\$145,608.00	\$153,571.00	\$7,963.00
1410	PARAPROFESSIONALS	\$139,511.59	\$149,559.00	\$158,802.00	\$9,243.00
	Total Object 1000:	\$285,118.92	\$295,167.00	\$312,373.00	\$17,206.00
2115	TRS-2.2	\$844.56	\$830.57	\$897.18	\$66.61
2118	TRS HEALTH INSURANCE	\$917.30	\$915.52	\$981.69	\$66.17
2120	IMRF CONTRIBUTION	\$9,934.25	\$13,020.07	\$12,389.29	\$-630.78
2130	FICA CONTRIBUTION	\$8,190.55	\$9,891.79	\$8,719.45	\$-1,172.34
2140	MEDICARE CONTRIBUTION	\$3,928.63	\$4,331.13	\$4,199.51	\$-131.62
2210	LIFE/DISABILITY INSURANCE	\$442.60	\$659.96	\$468.98	\$-190.98
2220	MEDICAL/DENTAL INSURANCE	\$50,917.74	\$53,433.25	\$54,000.45	\$567.20
	Total Object 2000:	\$75,175.63	\$83,082.29	\$81,656.55	\$-1,425.74
3230	REPAIRS & MAINT SERVICES	\$129.50	\$129.50	\$1,120.00	\$990.50
3320	PROFESSIONAL DEVELOPMENT	\$1,578.22	\$1,578.22	\$2,425.00	\$846.78
	Total Object 3000:	\$1,707.72	\$1,707.72	\$3,545.00	\$1,837.28
4109	SUPPLIES-DEPARTMENTAL	\$6,859.29	\$6,842.55	\$10,105.00	\$3,262.45
4140	NON-CONSUMABLE SUPPLIES	\$3,761.46	\$3,761.46	\$0.00	\$-3,761.46
4300	LIBRARY BOOKS	\$110.00	\$110.00	\$270.00	\$160.00
	Total Object 4000:	\$10,730.75	\$10,714.01	\$10,375.00	\$-339.01
5400	EQUIPMENT	\$0.00	\$0.00	\$0.00	\$0.00
	Total Object 5000:	\$0.00	\$0.00	\$0.00	\$0.00
7140	NON-CONSUMABLE SUPPLIES	\$0.00	\$0.00	\$0.00	\$0.00

Glenbrook High School Dist 225

Expenditure Budget Report - by Program by Fund Group

FOR PERIOD ENDING: June 30, 2009

		<u>2009 Actual</u>	<u>2009 Budget</u>	<u>2010 Budget</u>	<u>Budget Variance</u>
Total Object 7000:		\$0.00	\$0.00	\$0.00	\$0.00
Total Program 2130 (Health Service) :		\$372,733.02	\$390,671.02	\$407,949.55	\$17,278.53
<u>Program Code: 2140 Social Work Services</u>					
1310	TEACHERS	\$799,523.80	\$797,388.00	\$887,897.00	\$90,509.00
1410	PARAPROFESSIONALS	\$62,400.00	\$64,000.00	\$60,800.00	\$-3,200.00
Total Object 1000:		\$861,923.80	\$861,388.00	\$948,697.00	\$87,309.00
2115	TRS-2.2	\$4,709.84	\$4,350.80	\$5,003.26	\$652.46
2118	TRS HEALTH INSURANCE	\$5,115.95	\$4,795.75	\$5,475.09	\$679.34
2120	IMRF CONTRIBUTION	\$0.00	\$0.00	\$0.00	\$0.00
2130	FICA CONTRIBUTION	\$3,868.80	\$3,463.86	\$4,118.62	\$654.76
2140	MEDICARE CONTRIBUTION	\$12,260.23	\$11,489.26	\$13,105.59	\$1,616.33
2210	LIFE/DISABILITY INSURANCE	\$1,087.11	\$1,423.46	\$1,151.91	\$-271.55
2220	MEDICAL/DENTAL INSURANCE	\$74,854.86	\$72,328.46	\$79,386.80	\$7,058.34
Total Object 2000:		\$101,896.79	\$97,851.59	\$108,241.27	\$10,389.68
3110	INSTRUCTION SERVICES	\$0.00	\$0.00	\$0.00	\$0.00
3120	CONSULTANTS	\$0.00	\$0.00	\$0.00	\$0.00
Total Object 3000:		\$0.00	\$0.00	\$0.00	\$0.00
Total Program 2140 (Social Work Services) :		\$963,820.59	\$959,239.59	\$1,056,938.27	\$97,698.68
<u>Program Code: 2150 Psychological Services</u>					
1310	TEACHERS	\$597,886.62	\$597,887.00	\$637,567.00	\$39,680.00
1340	TEACHERS-HRLY/PER DIEM	\$0.00	\$0.00	\$0.00	\$0.00
1410	PARAPROFESSIONALS	\$24,000.00	\$24,000.00	\$24,000.00	\$0.00
Total Object 1000:		\$621,886.62	\$621,887.00	\$661,567.00	\$39,680.00
2115	TRS-2.2	\$3,549.68	\$2,870.19	\$3,770.83	\$900.64
2118	TRS HEALTH INSURANCE	\$3,855.56	\$3,163.65	\$4,126.22	\$962.57

Glenbrook High School Dist 225

Expenditure Budget Report - by Program by Fund Group

FOR PERIOD ENDING: June 30, 2009

		<u>2009 Actual</u>	<u>2009 Budget</u>	<u>2010 Budget</u>	<u>Budget Variance</u>
2130	FICA CONTRIBUTION	\$1,574.80	\$782.49	\$1,676.49	\$894.00
2140	MEDICARE CONTRIBUTION	\$8,917.67	\$7,171.61	\$9,532.55	\$2,360.94
2210	LIFE/DISABILITY INSURANCE	\$811.81	\$890.73	\$860.20	\$-30.53
2220	MEDICAL/DENTAL INSURANCE	\$51,019.46	\$43,579.19	\$54,108.33	\$10,529.14
	Total Object 2000:	\$69,728.98	\$58,457.86	\$74,074.62	\$15,616.76
3127	PSYCHOLOGICAL EVALUATIONS	\$17,425.00	\$19,000.00	\$19,000.00	\$0.00
	Total Object 3000:	\$17,425.00	\$19,000.00	\$19,000.00	\$0.00
4109	SUPPLIES-DEPARTMENTAL	\$12,294.01	\$17,000.00	\$17,000.00	\$0.00
4140	NON-CONSUMABLE SUPPLIES	\$0.00	\$0.00	\$0.00	\$0.00
	Total Object 4000:	\$12,294.01	\$17,000.00	\$17,000.00	\$0.00
7140	NON-CONSUMABLE SUPPLIES	\$0.00	\$0.00	\$0.00	\$0.00
	Total Object 7000:	\$0.00	\$0.00	\$0.00	\$0.00
	Total Program 2150 (Psychological Services) :	\$721,334.61	\$716,344.86	\$771,641.62	\$55,296.76
<u>Program Code: 2190 Other (Hallway Supervision)</u>					
1410	PARAPROFESSIONALS	\$571,201.69	\$620,463.00	\$574,722.00	\$-45,741.00
1490	PARAPROFESSIONALS-SUBS/HOURLY	\$0.00	\$0.00	\$0.00	\$0.00
1510	SUPPORT STAFF	\$61,670.95	\$88,950.00	\$80,310.00	\$-8,640.00
	Total Object 1000:	\$632,872.64	\$709,413.00	\$655,032.00	\$-54,381.00
2115	TRS-2.2	\$18.04	\$0.00	\$19.16	\$19.16
2118	TRS HEALTH INSURANCE	\$19.56	\$0.00	\$20.93	\$20.93
2120	IMRF CONTRIBUTION	\$46,542.00	\$77,320.78	\$58,043.88	\$-19,276.90
2130	FICA CONTRIBUTION	\$38,572.78	\$42,885.59	\$41,063.58	\$-1,822.01
2140	MEDICARE CONTRIBUTION	\$9,064.96	\$10,090.79	\$9,690.00	\$-400.79
2210	LIFE/DISABILITY INSURANCE	\$2,135.69	\$3,187.63	\$2,263.00	\$-924.63
2220	MEDICAL/DENTAL INSURANCE	\$205,476.22	\$237,250.28	\$217,916.37	\$-19,333.91

Glenbrook High School Dist 225

Expenditure Budget Report - by Program by Fund Group

FOR PERIOD ENDING: June 30, 2009

		<u>2009 Actual</u>	<u>2009 Budget</u>	<u>2010 Budget</u>	<u>Budget Variance</u>
Total Object 2000:		\$301,829.25	\$370,735.07	\$329,016.92	\$-41,718.15
3120	CONSULTANTS	\$1,567.50	\$5,000.00	\$5,000.00	\$0.00
Total Object 3000:		\$1,567.50	\$5,000.00	\$5,000.00	\$0.00
otal Program 2190 (Other (Hallway Supervision)) :		\$936,269.39	\$1,085,148.07	\$989,048.92	\$-96,099.15
<u>Program Code: 2210 Improvement of Instruction</u>					
1139	CURRICULUM IMPROVEMENT	\$0.00	\$0.00	\$0.00	\$0.00
1148	CURRICULUM PROJECTS	\$86,100.50	\$146,010.67	\$98,800.00	\$-47,210.67
1330	TEACHERS-EXTRA RESPONSIBILITY	\$7,085.00	\$20,000.00	\$10,000.00	\$-10,000.00
1340	TEACHERS-HRLY/PER DIEM	\$26,800.00	\$28,000.00	\$30,000.00	\$2,000.00
1370	TEACHERS-SABBATICALS	\$101,308.00	\$102,000.00	\$0.00	\$-102,000.00
Total Object 1000:		\$221,293.50	\$296,010.67	\$138,800.00	\$-157,210.67
2110	TRS	\$0.00	\$0.00	\$0.00	\$0.00
2115	TRS-2.2	\$1,360.81	\$1,257.46	\$1,445.59	\$188.13
2118	TRS HEALTH INSURANCE	\$1,478.21	\$1,385.88	\$1,581.98	\$196.10
2120	IMRF CONTRIBUTION	\$179.11	\$28.61	\$223.37	\$194.76
2130	FICA CONTRIBUTION	\$246.84	\$67.40	\$262.78	\$195.38
2140	MEDICARE CONTRIBUTION	\$2,540.08	\$2,969.87	\$2,715.22	\$-254.65
2210	LIFE/DISABILITY INSURANCE	\$268.70	\$167.46	\$284.72	\$117.26
2220	MEDICAL/DENTAL INSURANCE	\$15,285.36	\$9,155.57	\$16,210.78	\$7,055.21
2300	TUITION REIMBURSEMENT-CERT	\$121,582.10	\$155,000.00	\$155,000.00	\$0.00
2302	TUITION REIMBURSEMENT-ESP	\$9,963.00	\$15,000.00	\$15,000.00	\$0.00
Total Object 2000:		\$152,904.21	\$185,032.25	\$192,724.44	\$7,692.19
3114	CURRICULUM EVALUATION	\$64.28	\$64.28	\$8,000.00	\$7,935.72
3116	INSERVICE	\$6,610.81	\$6,610.81	\$4,500.00	\$-2,110.81
3120	CONSULTANTS	\$22,746.75	\$22,750.00	\$20,000.00	\$-2,750.00
3142	STAFF DEVELOPMENT	\$1,700.00	\$1,785.40	\$12,000.00	\$10,214.60
3320	PROFESSIONAL DEVELOPMENT	\$17,401.81	\$19,907.81	\$22,000.00	\$2,092.19

Glenbrook High School Dist 225

Expenditure Budget Report - by Program by Fund Group

FOR PERIOD ENDING: June 30, 2009

		<u>2009 Actual</u>	<u>2009 Budget</u>	<u>2010 Budget</u>	<u>Budget Variance</u>
Total Object 3000:		\$48,523.65	\$51,118.30	\$66,500.00	\$15,381.70
4107	SUPPLIES-SUMMER READING PROG	\$0.00	\$0.00	\$3,000.00	\$3,000.00
4109	SUPPLIES-DEPARTMENTAL	\$4,406.91	\$4,406.91	\$13,150.00	\$8,743.09
4140	NON-CONSUMABLE SUPPLIES	\$71,292.93	\$73,000.00	\$0.00	\$-73,000.00
4700	SOFTWARE / NCON TECH SUPPLIES	\$0.00	\$0.00	\$0.00	\$0.00
Total Object 4000:		\$75,699.84	\$77,406.91	\$16,150.00	\$-61,256.91
5411	TECHNOLOGY EQUIPMENT	\$0.00	\$0.00	\$0.00	\$0.00
Total Object 5000:		\$0.00	\$0.00	\$0.00	\$0.00
7140	NON-CONSUMABLE SUPPLIES	\$0.00	\$0.00	\$48,780.00	\$48,780.00
Total Object 7000:		\$0.00	\$0.00	\$48,780.00	\$48,780.00
Total Program 2210 (Improvement of Instruction) :		\$498,421.20	\$609,568.13	\$462,954.44	\$-146,613.69
<u>Program Code: 2213 Glenbrook Days</u>					
1340	TEACHERS-HRLY/PER DIEM	\$554,117.43	\$556,500.00	\$583,500.00	\$27,000.00
Total Object 1000:		\$554,117.43	\$556,500.00	\$583,500.00	\$27,000.00
2115	TRS-2.2	\$3,242.53	\$3,198.42	\$3,444.54	\$246.12
2118	TRS HEALTH INSURANCE	\$3,522.06	\$3,525.37	\$3,769.31	\$243.94
2140	MEDICARE CONTRIBUTION	\$6,814.99	\$6,713.42	\$7,284.89	\$571.47
2210	LIFE/DISABILITY INSURANCE	\$919.16	\$947.73	\$973.95	\$26.22
2220	MEDICAL/DENTAL INSURANCE	\$43,384.79	\$43,605.02	\$46,011.44	\$2,406.42
Total Object 2000:		\$57,883.53	\$57,989.96	\$61,484.13	\$3,494.17
Total Program 2213 (Glenbrook Days) :		\$612,000.96	\$614,489.96	\$644,984.13	\$30,494.17
<u>Program Code: 2220 Instructional Materials Center</u>					
1110	ADMINISTRATORS	\$211,577.00	\$211,577.00	\$225,231.00	\$13,654.00
1210	CLERICAL	\$252,127.84	\$251,010.00	\$246,011.00	\$-4,999.00

Glenbrook High School Dist 225

Expenditure Budget Report - by Program by Fund Group

FOR PERIOD ENDING: June 30, 2009

		<u>2009 Actual</u>	<u>2009 Budget</u>	<u>2010 Budget</u>	<u>Budget Variance</u>
1310	TEACHERS	\$551,159.33	\$551,160.00	\$559,596.00	\$8,436.00
1340	TEACHERS-HRLY/PER DIEM	\$0.00	\$8,000.00	\$8,000.00	\$0.00
1410	PARAPROFESSIONALS	\$89,964.16	\$89,561.00	\$87,189.00	\$-2,372.00
1510	SUPPORT STAFF	\$0.00	\$0.00	\$0.00	\$0.00
1930	STUDENTS	\$9,126.12	\$9,126.12	\$11,000.00	\$1,873.88
	Total Object 1000:	\$1,113,954.45	\$1,120,434.12	\$1,137,027.00	\$16,592.88
2110	TRS	\$18,398.10	\$18,399.00	\$19,586.00	\$1,187.00
2115	TRS-2.2	\$4,570.09	\$3,915.35	\$4,854.81	\$939.46
2118	TRS HEALTH INSURANCE	\$4,963.95	\$4,315.37	\$5,312.42	\$997.05
2120	IMRF CONTRIBUTION	\$26,191.49	\$31,934.00	\$32,664.17	\$730.17
2130	FICA CONTRIBUTION	\$20,804.37	\$21,347.78	\$22,147.79	\$800.01
2140	MEDICARE CONTRIBUTION	\$15,688.86	\$14,730.29	\$16,770.62	\$2,040.33
2150	TRS-EARLY RETIREMENT	\$32,001.26	\$32,002.00	\$0.00	\$-32,002.00
2210	LIFE/DISABILITY INSURANCE	\$2,282.76	\$2,495.73	\$2,418.84	\$-76.89
2220	MEDICAL/DENTAL INSURANCE	\$145,547.06	\$133,974.27	\$154,358.92	\$20,384.65
	Total Object 2000:	\$270,447.94	\$263,113.79	\$258,113.57	\$-5,000.22
3230	REPAIRS & MAINT SERVICES	\$907.00	\$907.00	\$925.00	\$18.00
3234	MAINTENANCE AGREEMENTS	\$-401.11	\$40.26	\$800.00	\$759.74
3320	PROFESSIONAL DEVELOPMENT	\$1,008.97	\$1,233.97	\$4,800.00	\$3,566.03
3600	PRINTING & BINDING	\$0.00	\$0.00	\$0.00	\$0.00
	Total Object 3000:	\$1,514.86	\$2,181.23	\$6,525.00	\$4,343.77
4109	SUPPLIES-DEPARTMENTAL	\$6,915.67	\$7,269.26	\$13,000.00	\$5,730.74
4115	NON-PRINTED MATERIALS	\$19,667.39	\$19,717.39	\$24,600.00	\$4,882.61
4140	NON-CONSUMABLE SUPPLIES	\$24,325.04	\$24,325.04	\$0.00	\$-24,325.04
4300	LIBRARY BOOKS	\$26,825.24	\$27,064.83	\$33,301.00	\$6,236.17
4310	ELECTRONIC RESOURCES	\$0.00	\$0.00	\$0.00	\$0.00
4400	SUBSCRIPTIONS	\$28,802.55	\$28,826.35	\$34,500.00	\$5,673.65
	Total Object 4000:	\$106,535.89	\$107,202.87	\$105,401.00	\$-1,801.87

Glenbrook High School Dist 225

Expenditure Budget Report - by Program by Fund Group

FOR PERIOD ENDING: June 30, 2009

		<u>2009 Actual</u>	<u>2009 Budget</u>	<u>2010 Budget</u>	<u>Budget Variance</u>
5400	EQUIPMENT	\$0.00	\$0.00	\$0.00	\$0.00
5409	EQUIPMENT-SPEC ITEMS	\$0.00	\$0.00	\$0.00	\$0.00
Total Object 5000:		\$0.00	\$0.00	\$0.00	\$0.00
7140	NON-CONSUMABLE SUPPLIES	\$0.00	\$0.00	\$38,000.00	\$38,000.00
Total Object 7000:		\$0.00	\$0.00	\$38,000.00	\$38,000.00
tal Program 2220 (Instructional Materials Center) :		\$1,492,453.14	\$1,492,932.01	\$1,545,066.57	\$52,134.56
<u>Program Code: 2230 Audio Visual Services</u>					
3230	REPAIRS & MAINT SERVICES	\$11,720.32	\$12,590.18	\$17,000.00	\$4,409.82
3234	MAINTENANCE AGREEMENTS	\$1,461.54	\$1,500.00	\$1,500.00	\$0.00
3320	PROFESSIONAL DEVELOPMENT	\$0.00	\$0.00	\$1,000.00	\$1,000.00
3412	POSTAGE	\$0.00	\$0.00	\$0.00	\$0.00
Total Object 3000:		\$13,181.86	\$14,090.18	\$19,500.00	\$5,409.82
4109	SUPPLIES-DEPARTMENTAL	\$9,573.99	\$9,573.99	\$5,788.00	\$-3,785.99
4112	SUPPLIES-AUDIO VISUAL	\$9,633.04	\$10,000.00	\$10,000.00	\$0.00
4115	NON-PRINTED MATERIALS	\$6,150.49	\$6,300.00	\$6,300.00	\$0.00
4140	NON-CONSUMABLE SUPPLIES	\$178,785.82	\$179,602.04	\$0.00	\$-179,602.04
Total Object 4000:		\$204,143.34	\$205,476.03	\$22,088.00	\$-183,388.03
5400	EQUIPMENT	\$0.00	\$0.00	\$0.00	\$0.00
Total Object 5000:		\$0.00	\$0.00	\$0.00	\$0.00
7140	NON-CONSUMABLE SUPPLIES	\$0.00	\$0.00	\$149,850.00	\$149,850.00
Total Object 7000:		\$0.00	\$0.00	\$149,850.00	\$149,850.00
Total Program 2230 (Audio Visual Services) :		\$217,325.20	\$219,566.21	\$191,438.00	\$-28,128.21
<u>Program Code: 2310 Board of Education</u>					
1110	ADMINISTRATORS	\$29,960.96	\$27,682.00	\$28,719.00	\$1,037.00

Glenbrook High School Dist 225

Expenditure Budget Report - by Program by Fund Group

FOR PERIOD ENDING: June 30, 2009

		<u>2009 Actual</u>	<u>2009 Budget</u>	<u>2010 Budget</u>	<u>Budget Variance</u>
1119	ADMINISTRATORS HRLY/PER DIEM	\$3,105.00	\$3,500.00	\$3,500.00	\$0.00
1210	CLERICAL	\$11,556.60	\$11,557.00	\$12,146.00	\$589.00
	Total Object 1000:	\$44,622.56	\$42,739.00	\$44,365.00	\$1,626.00
2110	TRS	\$0.00	\$0.00	\$0.00	\$0.00
2115	TRS-2.2	\$191.84	\$162.35	\$203.79	\$41.44
2118	TRS HEALTH INSURANCE	\$208.32	\$178.88	\$222.94	\$44.06
2120	IMRF CONTRIBUTION	\$818.31	\$862.35	\$1,020.54	\$158.19
2130	FICA CONTRIBUTION	\$638.13	\$642.19	\$679.34	\$37.15
2140	MEDICARE CONTRIBUTION	\$623.70	\$556.09	\$666.70	\$110.61
2210	LIFE/DISABILITY INSURANCE	\$123.66	\$154.18	\$131.03	\$-23.15
2220	MEDICAL/DENTAL INSURANCE	\$5,253.16	\$5,395.80	\$5,571.20	\$175.40
	Total Object 2000:	\$7,857.12	\$7,951.84	\$8,495.54	\$543.70
3120	CONSULTANTS	\$37,433.00	\$64,000.00	\$65,000.00	\$1,000.00
3170	AUDIT SERVICES	\$36,645.46	\$33,200.00	\$38,150.00	\$4,950.00
3180	LEGAL SERVICES	\$107,061.62	\$250,000.00	\$300,000.00	\$50,000.00
3189	SUSPENSION/EXPULSION LEGAL GBN	\$0.00	\$0.00	\$0.00	\$0.00
3191	SUSPENSION/EXPULSION LEGAL GBS	\$0.00	\$0.00	\$0.00	\$0.00
3192	TREASURER'S OFFICE	\$36,022.00	\$37,000.00	\$37,710.00	\$710.00
3320	PROFESSIONAL DEVELOPMENT	\$9,003.19	\$9,000.00	\$9,000.00	\$0.00
3600	PRINTING & BINDING	\$0.00	\$2,500.00	\$2,500.00	\$0.00
3850	BUDGETED LOSSES	\$0.00	\$0.00	\$0.00	\$0.00
3860	APPRAISAL FEES	\$8,265.00	\$20,000.00	\$20,000.00	\$0.00
	Total Object 3000:	\$234,430.27	\$415,700.00	\$472,360.00	\$56,660.00
4400	SUBSCRIPTIONS	\$295.93	\$1,000.00	\$1,000.00	\$0.00
	Total Object 4000:	\$295.93	\$1,000.00	\$1,000.00	\$0.00
6400	DUES AND FEES	\$11,079.00	\$20,000.00	\$15,000.00	\$-5,000.00
6909	OTHER MISC	\$13,203.52	\$10,000.00	\$15,000.00	\$5,000.00

Glenbrook High School Dist 225

Expenditure Budget Report - by Program by Fund Group

FOR PERIOD ENDING: June 30, 2009

		<u>2009 Actual</u>	<u>2009 Budget</u>	<u>2010 Budget</u>	<u>Budget Variance</u>
Total Object 6000:		\$24,282.52	\$30,000.00	\$30,000.00	\$0.00
Total Program 2310 (Board of Education) :		\$311,488.40	\$497,390.84	\$556,220.54	\$58,829.70
 <u>Program Code: 2311 Tort</u>					
3810	PROPERTY INSURANCE	\$208,439.00	\$200,000.00	\$215,000.00	\$15,000.00
3820	LIABILITY INSURANCE	\$107,670.00	\$110,000.00	\$115,000.00	\$5,000.00
3822	AUTO LIABILITY INSURANCE	\$0.00	\$0.00	\$0.00	\$0.00
3830	WORKERS' COMP INSURANCE	\$101,379.00	\$101,379.00	\$103,000.00	\$1,621.00
3840	UNEMPLOYMENT COMPENSATION	\$16,159.00	\$52,000.00	\$27,000.00	\$-25,000.00
3850	BUDGETED LOSSES	\$179,673.99	\$353,000.00	\$250,000.00	\$-103,000.00
Total Object 3000:		\$613,320.99	\$816,379.00	\$710,000.00	\$-106,379.00
Total Program 2311 (Tort) :		\$613,320.99	\$816,379.00	\$710,000.00	\$-106,379.00
 <u>Program Code: 2312 District Retirement Program</u>					
1110	ADMINISTRATORS	\$0.00	\$0.00	\$0.00	\$0.00
1120	INSTRUCTIONAL SUPERVISORS	\$13,492.00	\$13,493.00	\$0.00	\$-13,493.00
1210	CLERICAL	\$3,815.02	\$3,816.00	\$0.00	\$-3,816.00
1310	TEACHERS	\$492,102.00	\$556,634.00	\$50,000.00	\$-506,634.00
1410	PARAPROFESSIONALS	\$1,056.35	\$1,057.00	\$0.00	\$-1,057.00
1510	SUPPORT STAFF	\$0.00	\$0.00	\$0.00	\$0.00
1610	CUSTODIANS	\$0.00	\$0.00	\$0.00	\$0.00
Total Object 1000:		\$510,465.37	\$575,000.00	\$50,000.00	\$-525,000.00
2115	TRS-2.2	\$2,947.08	\$2,652.22	\$0.00	\$-2,652.22
2118	TRS HEALTH INSURANCE	\$3,201.15	\$2,923.35	\$0.00	\$-2,923.35
2120	IMRF CONTRIBUTION	\$368.35	\$5,372.16	\$0.00	\$-5,372.16
2130	FICA CONTRIBUTION	\$292.01	\$1,088.99	\$0.00	\$-1,088.99
2140	MEDICARE CONTRIBUTION	\$4,306.90	\$4,221.34	\$0.00	\$-4,221.34
2210	LIFE/DISABILITY INSURANCE	\$104.50	\$214.94	\$0.00	\$-214.94

Glenbrook High School Dist 225

Expenditure Budget Report - by Program by Fund Group

FOR PERIOD ENDING: June 30, 2009

		<u>2009 Actual</u>	<u>2009 Budget</u>	<u>2010 Budget</u>	<u>Budget Variance</u>
2220	MEDICAL/DENTAL INSURANCE	\$9,139.58	\$9,867.42	\$0.00	\$-9,867.42
	Total Object 2000:	\$20,359.57	\$26,340.42	\$0.00	\$-26,340.42
	otal Program 2312 (District Retirement Program) :	\$530,824.94	\$601,340.42	\$50,000.00	\$-551,340.42
<u>Program Code: 2320 Superintendent's Office</u>					
1110	ADMINISTRATORS	\$217,880.00	\$217,880.00	\$226,145.00	\$8,265.00
1210	CLERICAL	\$53,890.33	\$53,891.00	\$70,489.00	\$16,598.00
1290	CLERICAL-SUBS/HOURLY	\$1,117.13	\$3,000.00	\$2,000.00	\$-1,000.00
	Total Object 1000:	\$272,887.46	\$274,771.00	\$298,634.00	\$23,863.00
2110	TRS	\$21,438.48	\$21,439.00	\$22,296.00	\$857.00
2115	TRS-2.2	\$1,326.48	\$1,362.36	\$1,409.12	\$46.76
2118	TRS HEALTH INSURANCE	\$3,372.84	\$3,433.57	\$3,609.61	\$176.04
2120	IMRF CONTRIBUTION	\$4,221.72	\$6,089.03	\$5,265.03	\$-824.00
2130	FICA CONTRIBUTION	\$3,779.55	\$5,735.36	\$4,023.61	\$-1,711.75
2140	MEDICARE CONTRIBUTION	\$3,886.92	\$4,515.98	\$4,154.93	\$-361.05
2210	LIFE/DISABILITY INSURANCE	\$1,061.75	\$914.78	\$1,125.04	\$210.26
2220	MEDICAL/DENTAL INSURANCE	\$17,611.75	\$14,239.71	\$18,678.02	\$4,438.31
	Total Object 2000:	\$56,699.49	\$57,729.79	\$60,561.36	\$2,831.57
3120	CONSULTANTS	\$0.00	\$250.00	\$250.00	\$0.00
3230	REPAIRS & MAINT SERVICES	\$0.00	\$100.00	\$100.00	\$0.00
3320	PROFESSIONAL DEVELOPMENT	\$3,549.22	\$6,000.00	\$6,000.00	\$0.00
3390	OTHER TRANSPORTATION SERVICES	\$6,000.00	\$6,000.00	\$6,000.00	\$0.00
	Total Object 3000:	\$9,549.22	\$12,350.00	\$12,350.00	\$0.00
4100	SUPPLIES-GENERAL	\$596.52	\$1,120.00	\$1,120.00	\$0.00
4140	NON-CONSUMABLE SUPPLIES	\$0.00	\$0.00	\$0.00	\$0.00
4400	SUBSCRIPTIONS	\$131.00	\$225.00	\$350.00	\$125.00
	Total Object 4000:	\$727.52	\$1,345.00	\$1,470.00	\$125.00

Glenbrook High School Dist 225

Expenditure Budget Report - by Program by Fund Group

FOR PERIOD ENDING: June 30, 2009

		<u>2009 Actual</u>	<u>2009 Budget</u>	<u>2010 Budget</u>	<u>Budget Variance</u>
5400	EQUIPMENT	\$0.00	\$0.00	\$0.00	\$0.00
	Total Object 5000:	\$0.00	\$0.00	\$0.00	\$0.00
6400	DUES AND FEES	\$2,193.00	\$2,200.00	\$2,200.00	\$0.00
6909	OTHER MISC	\$45.00	\$125.00	\$125.00	\$0.00
	Total Object 6000:	\$2,238.00	\$2,325.00	\$2,325.00	\$0.00
7140	NON-CONSUMABLE SUPPLIES	\$0.00	\$0.00	\$0.00	\$0.00
	Total Object 7000:	\$0.00	\$0.00	\$0.00	\$0.00
	Total Program 2320 (Superintendent's Office) :	\$342,101.69	\$348,520.79	\$375,340.36	\$26,819.57
<u>Program Code: 2324 Asst. Superintendent's Office</u>					
1110	ADMINISTRATORS	\$119,843.85	\$110,725.00	\$114,877.00	\$4,152.00
1210	CLERICAL	\$46,226.40	\$46,227.00	\$48,585.00	\$2,358.00
1290	CLERICAL-SUBS/HOURLY	\$0.00	\$2,000.00	\$2,000.00	\$0.00
	Total Object 1000:	\$166,070.25	\$158,952.00	\$165,462.00	\$6,510.00
2110	TRS	\$12,035.37	\$12,036.00	\$11,447.00	\$-589.00
2115	TRS-2.2	\$764.95	\$719.92	\$812.61	\$92.69
2118	TRS HEALTH INSURANCE	\$830.85	\$793.58	\$889.18	\$95.60
2120	IMRF CONTRIBUTION	\$3,272.98	\$3,498.23	\$4,081.83	\$583.60
2130	FICA CONTRIBUTION	\$2,552.58	\$2,588.84	\$2,717.41	\$128.57
2140	MEDICARE CONTRIBUTION	\$2,318.23	\$2,228.97	\$2,478.07	\$249.10
2210	LIFE/DISABILITY INSURANCE	\$494.46	\$616.82	\$523.93	\$-92.89
2220	MEDICAL/DENTAL INSURANCE	\$21,012.84	\$21,583.11	\$22,285.02	\$701.91
	Total Object 2000:	\$43,282.26	\$44,065.47	\$45,235.05	\$1,169.58
3320	PROFESSIONAL DEVELOPMENT	\$1,657.77	\$1,700.00	\$2,000.00	\$300.00
3600	PRINTING & BINDING	\$0.00	\$0.00	\$0.00	\$0.00
	Total Object 3000:	\$1,657.77	\$1,700.00	\$2,000.00	\$300.00

Glenbrook High School Dist 225

Expenditure Budget Report - by Program by Fund Group

FOR PERIOD ENDING: June 30, 2009

		<u>2009 Actual</u>	<u>2009 Budget</u>	<u>2010 Budget</u>	<u>Budget Variance</u>
4109	SUPPLIES-DEPARTMENTAL	\$2,196.75	\$2,200.00	\$1,900.00	\$-300.00
4140	NON-CONSUMABLE SUPPLIES	\$0.00	\$600.00	\$0.00	\$-600.00
4400	SUBSCRIPTIONS	\$200.00	\$200.00	\$200.00	\$0.00
	Total Object 4000:	\$2,396.75	\$3,000.00	\$2,100.00	\$-900.00
5400	EQUIPMENT	\$0.00	\$0.00	\$0.00	\$0.00
	Total Object 5000:	\$0.00	\$0.00	\$0.00	\$0.00
6909	OTHER MISC	\$1,155.01	\$1,200.00	\$1,200.00	\$0.00
	Total Object 6000:	\$1,155.01	\$1,200.00	\$1,200.00	\$0.00
7140	NON-CONSUMABLE SUPPLIES	\$0.00	\$0.00	\$600.00	\$600.00
	Total Object 7000:	\$0.00	\$0.00	\$600.00	\$600.00
	otal Program 2324 (Asst. Superintendent's Office) :	\$214,562.04	\$208,917.47	\$216,597.05	\$7,679.58

Program Code: 2410 Principal's Office

1110	ADMINISTRATORS	\$771,997.00	\$771,997.00	\$805,405.00	\$33,408.00
1120	INSTRUCTIONAL SUPERVISORS	\$1,556,651.60	\$1,540,976.00	\$1,648,375.00	\$107,399.00
1210	CLERICAL	\$869,008.03	\$870,260.00	\$885,595.00	\$15,335.00
1290	CLERICAL-SUBS/HOURLY	\$31,825.15	\$31,371.14	\$37,000.00	\$5,628.86
1291	ESP SUBS ILLNESS	\$23,563.93	\$26,500.00	\$26,000.00	\$-500.00
1320	TEACHERS-EXTRA DUTIES	\$10,045.57	\$10,045.57	\$11,000.00	\$954.43
1930	STUDENTS	\$1,886.08	\$7,200.00	\$9,200.00	\$2,000.00
	Total Object 1000:	\$3,264,977.36	\$3,258,349.71	\$3,422,575.00	\$164,225.29
2110	TRS	\$261,334.10	\$261,335.00	\$271,148.00	\$9,813.00
2115	TRS-2.2	\$15,133.26	\$15,314.49	\$16,076.06	\$761.57
2118	TRS HEALTH INSURANCE	\$16,437.30	\$16,879.68	\$17,591.20	\$711.52
2120	IMRF CONTRIBUTION	\$67,480.97	\$79,975.02	\$84,157.47	\$4,182.45
2130	FICA CONTRIBUTION	\$55,840.54	\$64,739.34	\$59,446.38	\$-5,292.96
2140	MEDICARE CONTRIBUTION	\$44,054.94	\$46,670.41	\$47,092.57	\$422.16

Glenbrook High School Dist 225

Expenditure Budget Report - by Program by Fund Group

FOR PERIOD ENDING: June 30, 2009

		<u>2009 Actual</u>	<u>2009 Budget</u>	<u>2010 Budget</u>	<u>Budget Variance</u>
2150	TRS-EARLY RETIREMENT	\$0.00	\$0.00	\$0.00	\$0.00
2210	LIFE/DISABILITY INSURANCE	\$10,291.01	\$12,939.88	\$10,904.46	\$-2,035.42
2220	MEDICAL/DENTAL INSURANCE	\$444,580.59	\$478,089.44	\$471,496.83	\$-6,592.61
	Total Object 2000:	\$915,152.71	\$975,943.26	\$977,912.97	\$1,969.71
3141	INSERVICE	\$198.95	\$2,431.96	\$6,325.77	\$3,893.81
3230	REPAIRS & MAINT SERVICES	\$3,094.88	\$3,946.37	\$4,500.00	\$553.63
3234	MAINTENANCE AGREEMENTS	\$70,062.11	\$69,841.48	\$67,500.00	\$-2,341.48
3320	PROFESSIONAL DEVELOPMENT	\$16,113.72	\$17,301.35	\$25,984.00	\$8,682.65
3410	POSTAGE	\$5,743.64	\$5,319.58	\$5,000.00	\$-319.58
	Total Object 3000:	\$95,213.30	\$98,840.74	\$109,309.77	\$10,469.03
4109	SUPPLIES-DEPARTMENTAL	\$29,119.80	\$29,119.80	\$32,774.23	\$3,654.43
4121	GRADUATION/HONORS & AWARDS	\$62,648.18	\$62,737.95	\$62,500.00	\$-237.95
4140	NON-CONSUMABLE SUPPLIES	\$19,246.38	\$9,679.70	\$0.00	\$-9,679.70
	Total Object 4000:	\$111,014.36	\$101,537.45	\$95,274.23	\$-6,263.22
5400	EQUIPMENT	\$91,287.17	\$101,371.00	\$32,900.00	\$-68,471.00
5409	EQUIPMENT-SPEC ITEMS	\$0.00	\$0.00	\$0.00	\$0.00
	Total Object 5000:	\$91,287.17	\$101,371.00	\$32,900.00	\$-68,471.00
7140	NON-CONSUMABLE SUPPLIES	\$0.00	\$0.00	\$11,092.00	\$11,092.00
	Total Object 7000:	\$0.00	\$0.00	\$11,092.00	\$11,092.00
	Total Program 2410 (Principal's Office) :	\$4,477,644.90	\$4,536,042.16	\$4,649,063.97	\$113,021.81
<u>Program Code: 2510 Business Office</u>					
1110	ADMINISTRATORS	\$200,824.84	\$187,426.00	\$176,290.00	\$-11,136.00
1210	CLERICAL	\$68,072.00	\$68,072.00	\$70,489.00	\$2,417.00
1290	CLERICAL-SUBS/HOURLY	\$981.90	\$2,000.00	\$2,000.00	\$0.00
	Total Object 1000:	\$269,878.74	\$257,498.00	\$248,779.00	\$-8,719.00

Glenbrook High School Dist 225

Expenditure Budget Report - by Program by Fund Group

FOR PERIOD ENDING: June 30, 2009

		<u>2009 Actual</u>	<u>2009 Budget</u>	<u>2010 Budget</u>	<u>Budget Variance</u>
2110	TRS	\$18,433.48	\$19,000.00	\$15,330.00	\$-3,670.00
2115	TRS-2.2	\$1,271.74	\$1,150.66	\$1,350.97	\$200.31
2118	TRS HEALTH INSURANCE	\$1,381.25	\$1,268.42	\$1,478.21	\$209.79
2120	IMRF CONTRIBUTION	\$5,128.93	\$5,171.34	\$6,396.44	\$1,225.10
2130	FICA CONTRIBUTION	\$3,999.15	\$3,974.46	\$4,257.39	\$282.93
2140	MEDICARE CONTRIBUTION	\$3,801.97	\$3,538.10	\$4,064.12	\$526.02
2150	TRS-EARLY RETIREMENT	\$0.00	\$0.00	\$0.00	\$0.00
2210	LIFE/DISABILITY INSURANCE	\$911.60	\$928.01	\$965.94	\$37.93
2220	MEDICAL/DENTAL INSURANCE	\$26,643.26	\$25,600.34	\$28,256.32	\$2,655.98
	Total Object 2000:	\$61,571.38	\$60,631.33	\$62,099.39	\$1,468.06
3230	REPAIRS & MAINT SERVICES	\$0.00	\$200.00	\$200.00	\$0.00
3320	PROFESSIONAL DEVELOPMENT	\$2,854.95	\$5,200.00	\$5,000.00	\$-200.00
3390	OTHER TRANSPORTATION SERVICES	\$5,400.00	\$5,500.00	\$5,500.00	\$0.00
3510	LEGAL NOTICES	\$1,279.40	\$2,970.00	\$2,000.00	\$-970.00
3600	PRINTING & BINDING	\$0.00	\$0.00	\$0.00	\$0.00
	Total Object 3000:	\$9,534.35	\$13,870.00	\$12,700.00	\$-1,170.00
4100	SUPPLIES-GENERAL	\$0.00	\$400.00	\$1,770.00	\$1,370.00
4140	NON-CONSUMABLE SUPPLIES	\$0.00	\$200.00	\$0.00	\$-200.00
4400	SUBSCRIPTIONS	\$150.00	\$200.00	\$200.00	\$0.00
	Total Object 4000:	\$150.00	\$800.00	\$1,970.00	\$1,170.00
5400	EQUIPMENT	\$0.00	\$0.00	\$0.00	\$0.00
	Total Object 5000:	\$0.00	\$0.00	\$0.00	\$0.00
6909	OTHER MISC	\$0.00	\$0.00	\$0.00	\$0.00
	Total Object 6000:	\$0.00	\$0.00	\$0.00	\$0.00
7140	NON-CONSUMABLE SUPPLIES	\$0.00	\$0.00	\$0.00	\$0.00
	Total Object 7000:	\$0.00	\$0.00	\$0.00	\$0.00

Glenbrook High School Dist 225

Expenditure Budget Report - by Program by Fund Group

FOR PERIOD ENDING: June 30, 2009

		<u>2009 Actual</u>	<u>2009 Budget</u>	<u>2010 Budget</u>	<u>Budget Variance</u>
Total Program 2510 (Business Office) :		\$341,134.47	\$332,799.33	\$325,548.39	\$-7,250.94
<u>Program Code: 2520 Fiscal Services</u>					
1110	ADMINISTRATORS	\$118,208.07	\$109,239.00	\$76,437.00	\$-32,802.00
1210	CLERICAL	\$330,210.32	\$330,211.00	\$351,489.00	\$21,278.00
1290	CLERICAL-SUBS/HOURLY	\$7,870.34	\$15,000.00	\$15,000.00	\$0.00
Total Object 1000:		\$456,288.73	\$454,450.00	\$442,926.00	\$-11,524.00
2110	TRS	\$8,624.13	\$8,900.00	\$6,647.00	\$-2,253.00
2115	TRS-2.2	\$735.59	\$683.76	\$781.42	\$97.66
2118	TRS HEALTH INSURANCE	\$798.98	\$753.71	\$855.07	\$101.36
2120	IMRF CONTRIBUTION	\$25,330.38	\$26,273.85	\$31,590.25	\$5,316.40
2130	FICA CONTRIBUTION	\$19,749.13	\$21,017.98	\$21,024.41	\$6.43
2140	MEDICARE CONTRIBUTION	\$6,274.24	\$6,466.90	\$6,706.86	\$239.96
2210	LIFE/DISABILITY INSURANCE	\$1,003.26	\$1,289.34	\$1,063.06	\$-226.28
2220	MEDICAL/DENTAL INSURANCE	\$76,635.84	\$74,796.43	\$81,275.60	\$6,479.17
Total Object 2000:		\$139,151.55	\$140,181.97	\$149,943.67	\$9,761.70
3120	CONSULTANTS	\$225.00	\$10,000.00	\$10,000.00	\$0.00
3230	REPAIRS & MAINT SERVICES	\$0.00	\$0.00	\$0.00	\$0.00
3234	MAINTENANCE AGREEMENTS	\$0.00	\$0.00	\$0.00	\$0.00
3320	PROFESSIONAL DEVELOPMENT	\$2,372.40	\$6,500.00	\$6,000.00	\$-500.00
3390	OTHER TRANSPORTATION SERVICES	\$0.00	\$0.00	\$0.00	\$0.00
3510	LEGAL NOTICES	\$0.00	\$150.00	\$150.00	\$0.00
3900	OTHER CONTRACTUAL SERVICES	\$0.00	\$0.00	\$0.00	\$0.00
Total Object 3000:		\$2,597.40	\$16,650.00	\$16,150.00	\$-500.00
4100	SUPPLIES-GENERAL	\$4,999.28	\$5,000.00	\$5,500.00	\$500.00
4140	NON-CONSUMABLE SUPPLIES	\$0.00	\$0.00	\$0.00	\$0.00
4400	SUBSCRIPTIONS	\$274.80	\$800.00	\$800.00	\$0.00
4700	SOFTWARE / NCON TECH SUPPLIES	\$0.00	\$200,000.00	\$200,000.00	\$0.00

Glenbrook High School Dist 225

Expenditure Budget Report - by Program by Fund Group

FOR PERIOD ENDING: June 30, 2009

		<u>2009 Actual</u>	<u>2009 Budget</u>	<u>2010 Budget</u>	<u>Budget Variance</u>
Total Object 4000:		\$5,274.08	\$205,800.00	\$206,300.00	\$500.00
5400	EQUIPMENT	\$0.00	\$0.00	\$0.00	\$0.00
Total Object 5000:		\$0.00	\$0.00	\$0.00	\$0.00
7140	NON-CONSUMABLE SUPPLIES	\$0.00	\$0.00	\$0.00	\$0.00
Total Object 7000:		\$0.00	\$0.00	\$0.00	\$0.00
Total Program 2520 (Fiscal Services) :		\$603,311.76	\$817,081.97	\$815,319.67	\$-1,762.30
<u>Program Code: 2550 Transportation</u>					
1110	ADMINISTRATORS	\$21,821.51	\$19,728.00	\$14,360.00	\$-5,368.00
1210	CLERICAL	\$15,546.75	\$15,547.00	\$16,097.00	\$550.00
1290	CLERICAL-SUBS/HOURLY	\$0.00	\$2,000.00	\$2,000.00	\$0.00
Total Object 1000:		\$37,368.26	\$37,275.00	\$32,457.00	\$-4,818.00
2110	TRS	\$2,046.82	\$2,047.00	\$1,249.00	\$-798.00
2115	TRS-2.2	\$138.40	\$121.76	\$147.02	\$25.26
2118	TRS HEALTH INSURANCE	\$150.35	\$134.24	\$160.90	\$26.66
2120	IMRF CONTRIBUTION	\$1,154.49	\$1,181.13	\$1,439.80	\$258.67
2130	FICA CONTRIBUTION	\$900.44	\$894.72	\$958.59	\$63.87
2140	MEDICARE CONTRIBUTION	\$522.92	\$485.03	\$558.98	\$73.95
2210	LIFE/DISABILITY INSURANCE	\$121.12	\$108.81	\$128.34	\$19.53
2220	MEDICAL/DENTAL INSURANCE	\$3,771.10	\$3,462.97	\$3,999.41	\$536.44
Total Object 2000:		\$8,805.64	\$8,435.66	\$8,642.04	\$206.38
3120	CONSULTANTS	\$0.00	\$1,000.00	\$1,000.00	\$0.00
3310	STUDENT TRANSPORTATION	\$440,275.91	\$500,000.00	\$510,000.00	\$10,000.00
3320	PROFESSIONAL DEVELOPMENT	\$0.00	\$0.00	\$1,000.00	\$1,000.00
3412	POSTAGE	\$3,000.00	\$3,000.00	\$3,000.00	\$0.00
3600	PRINTING & BINDING	\$5,500.00	\$5,500.00	\$7,500.00	\$2,000.00
3910	STUDENT AID	\$139,860.00	\$150,000.00	\$150,000.00	\$0.00

Glenbrook High School Dist 225

Expenditure Budget Report - by Program by Fund Group

FOR PERIOD ENDING: June 30, 2009

		<u>2009 Actual</u>	<u>2009 Budget</u>	<u>2010 Budget</u>	<u>Budget Variance</u>
Total Object 3000:		\$588,635.91	\$659,500.00	\$672,500.00	\$13,000.00
4100	SUPPLIES-GENERAL	\$500.00	\$500.00	\$500.00	\$0.00
4113	I.D. CARDS	\$3,149.69	\$3,000.00	\$0.00	\$-3,000.00
4140	NON-CONSUMABLE SUPPLIES	\$0.00	\$0.00	\$0.00	\$0.00
4700	SOFTWARE / NCON TECH SUPPLIES	\$0.00	\$0.00	\$0.00	\$0.00
Total Object 4000:		\$3,649.69	\$3,500.00	\$500.00	\$-3,000.00
5400	EQUIPMENT	\$0.00	\$0.00	\$0.00	\$0.00
Total Object 5000:		\$0.00	\$0.00	\$0.00	\$0.00
6400	DUES AND FEES	\$14,978.49	\$10,000.00	\$16,000.00	\$6,000.00
6900	CONTINGENCIES	\$0.00	\$50,000.00	\$50,000.00	\$0.00
Total Object 6000:		\$14,978.49	\$60,000.00	\$66,000.00	\$6,000.00
7140	NON-CONSUMABLE SUPPLIES	\$0.00	\$0.00	\$1,000.00	\$1,000.00
Total Object 7000:		\$0.00	\$0.00	\$1,000.00	\$1,000.00
Total Program 2550 (Transportation) :		\$653,437.99	\$768,710.66	\$781,099.04	\$12,388.38
<u>Program Code: 2560 Food Service</u>					
3132	MANAGEMENT FEES	\$0.00	\$0.00	\$0.00	\$0.00
3133	CONTRACT LABOR COSTS	\$0.00	\$0.00	\$0.00	\$0.00
3134	ADMINISTRATION FEES	\$0.00	\$0.00	\$0.00	\$0.00
3270	MAINTENANCE SERVICES	\$2,343.75	\$5,000.00	\$5,000.00	\$0.00
Total Object 3000:		\$2,343.75	\$5,000.00	\$5,000.00	\$0.00
4100	SUPPLIES-GENERAL	\$0.00	\$0.00	\$0.00	\$0.00
4140	NON-CONSUMABLE SUPPLIES	\$24,733.70	\$25,000.00	\$0.00	\$-25,000.00
4902	FOOD FOR RESALE	\$0.00	\$0.00	\$0.00	\$0.00
4904	VENDING FOR RESALE	\$0.00	\$0.00	\$0.00	\$0.00

Glenbrook High School Dist 225

Expenditure Budget Report - by Program by Fund Group

FOR PERIOD ENDING: June 30, 2009

		<u>2009 Actual</u>	<u>2009 Budget</u>	<u>2010 Budget</u>	<u>Budget Variance</u>
Total Object 4000:		\$24,733.70	\$25,000.00	\$0.00	\$-25,000.00
5400	EQUIPMENT	\$0.00	\$0.00	\$0.00	\$0.00
Total Object 5000:		\$0.00	\$0.00	\$0.00	\$0.00
6400	DUES AND FEES	\$28,479.78	\$25,000.00	\$30,000.00	\$5,000.00
Total Object 6000:		\$28,479.78	\$25,000.00	\$30,000.00	\$5,000.00
7140	NON-CONSUMABLE SUPPLIES	\$0.00	\$0.00	\$25,000.00	\$25,000.00
Total Object 7000:		\$0.00	\$0.00	\$25,000.00	\$25,000.00
Total Program 2560 (Food Service) :		\$55,557.23	\$55,000.00	\$60,000.00	\$5,000.00
<u>Program Code: 2573 Bookstores</u>					
1210	CLERICAL	\$0.00	\$0.00	\$0.00	\$0.00
1290	CLERICAL-SUBS/HOURLY	\$0.00	\$0.00	\$0.00	\$0.00
1930	STUDENTS	\$0.00	\$0.00	\$0.00	\$0.00
Total Object 1000:		\$0.00	\$0.00	\$0.00	\$0.00
2120	IMRF CONTRIBUTION	\$0.00	\$11,993.31	\$0.00	\$-11,993.31
2130	FICA CONTRIBUTION	\$0.00	\$1,029.01	\$0.00	\$-1,029.01
2140	MEDICARE CONTRIBUTION	\$0.00	\$520.88	\$0.00	\$-520.88
2210	LIFE/DISABILITY INSURANCE	\$0.00	\$9.43	\$0.00	\$-9.43
2220	MEDICAL/DENTAL INSURANCE	\$0.00	\$738.11	\$0.00	\$-738.11
Total Object 2000:		\$0.00	\$14,290.74	\$0.00	\$-14,290.74
3133	CONTRACT LABOR COSTS	\$10,699.86	\$10,000.00	\$10,000.00	\$0.00
3230	REPAIRS & MAINT SERVICES	\$0.00	\$0.00	\$0.00	\$0.00
3600	PRINTING & BINDING	\$0.00	\$0.00	\$0.00	\$0.00
3900	OTHER CONTRACTUAL SERVICES	\$159,165.50	\$170,000.00	\$170,000.00	\$0.00
Total Object 3000:		\$169,865.36	\$180,000.00	\$180,000.00	\$0.00

Glenbrook High School Dist 225

Expenditure Budget Report - by Program by Fund Group

FOR PERIOD ENDING: June 30, 2009

		<u>2009 Actual</u>	<u>2009 Budget</u>	<u>2010 Budget</u>	<u>Budget Variance</u>
4100	SUPPLIES-GENERAL	\$0.00	\$5,000.00	\$5,500.00	\$500.00
4140	NON-CONSUMABLE SUPPLIES	\$0.00	\$0.00	\$0.00	\$0.00
4700	SOFTWARE / NCON TECH SUPPLIES	\$4,385.32	\$9,500.00	\$7,500.00	\$-2,000.00
4901	BOOKS & SUPPLIES FOR RESALE	\$30,558.06	\$35,000.00	\$35,000.00	\$0.00
4903	BOOK BUYBACKS FROM STUDENTS	\$150.81	\$0.00	\$0.00	\$0.00
	Total Object 4000:	\$35,094.19	\$49,500.00	\$48,000.00	\$-1,500.00
5400	EQUIPMENT	\$0.00	\$0.00	\$0.00	\$0.00
	Total Object 5000:	\$0.00	\$0.00	\$0.00	\$0.00
6400	DUES AND FEES	\$33,025.29	\$6,300.00	\$40,000.00	\$33,700.00
	Total Object 6000:	\$33,025.29	\$6,300.00	\$40,000.00	\$33,700.00
7140	NON-CONSUMABLE SUPPLIES	\$0.00	\$0.00	\$0.00	\$0.00
	Total Object 7000:	\$0.00	\$0.00	\$0.00	\$0.00
	Total Program 2573 (Bookstores) :	\$237,984.84	\$250,090.74	\$268,000.00	\$17,909.26
<u>Program Code: 2574 Printing and Duplicating</u>					
1510	SUPPORT STAFF	\$0.00	\$0.00	\$0.00	\$0.00
	Total Object 1000:	\$0.00	\$0.00	\$0.00	\$0.00
2120	IMRF CONTRIBUTION	\$0.00	\$909.43	\$0.00	\$-909.43
2130	FICA CONTRIBUTION	\$0.00	\$0.00	\$0.00	\$0.00
2140	MEDICARE CONTRIBUTION	\$0.00	\$0.00	\$0.00	\$0.00
2210	LIFE/DISABILITY INSURANCE	\$0.00	\$0.00	\$0.00	\$0.00
2220	MEDICAL/DENTAL INSURANCE	\$0.00	\$0.00	\$0.00	\$0.00
	Total Object 2000:	\$0.00	\$909.43	\$0.00	\$-909.43
3133	CONTRACT LABOR COSTS	\$170,907.94	\$170,000.00	\$180,000.00	\$10,000.00
3230	REPAIRS & MAINT SERVICES	\$80,000.00	\$80,000.00	\$85,000.00	\$5,000.00
3240	COPIER LEASE/MAINTENANCE	\$173,389.60	\$169,000.00	\$170,000.00	\$1,000.00

Glenbrook High School Dist 225

Expenditure Budget Report - by Program by Fund Group

FOR PERIOD ENDING: June 30, 2009

		<u>2009 Actual</u>	<u>2009 Budget</u>	<u>2010 Budget</u>	<u>Budget Variance</u>
3600	PRINTING & BINDING	\$41,302.60	\$41,302.60	\$40,500.00	\$-802.60
	Total Object 3000:	\$465,600.14	\$460,302.60	\$475,500.00	\$15,197.40
4101	SUPPLIES-PRODUCTION	\$113,555.27	\$119,651.90	\$124,400.00	\$4,748.10
4140	NON-CONSUMABLE SUPPLIES	\$15,610.00	\$15,610.00	\$0.00	\$-15,610.00
	Total Object 4000:	\$129,165.27	\$135,261.90	\$124,400.00	\$-10,861.90
5400	EQUIPMENT	\$0.00	\$0.00	\$0.00	\$0.00
	Total Object 5000:	\$0.00	\$0.00	\$0.00	\$0.00
7140	NON-CONSUMABLE SUPPLIES	\$0.00	\$0.00	\$0.00	\$0.00
	Total Object 7000:	\$0.00	\$0.00	\$0.00	\$0.00
	Total Program 2574 (Printing and Duplicating) :	\$594,765.41	\$596,473.93	\$599,900.00	\$3,426.07
<u>Program Code: 2610 General Administration</u>					
1210	CLERICAL	\$23,971.25	\$24,233.00	\$25,738.00	\$1,505.00
1290	CLERICAL-SUBS/HOURLY	\$145.44	\$0.00	\$0.00	\$0.00
	Total Object 1000:	\$24,116.69	\$24,233.00	\$25,738.00	\$1,505.00
2120	IMRF CONTRIBUTION	\$1,055.18	\$0.00	\$1,315.95	\$1,315.95
2130	FICA CONTRIBUTION	\$1,442.09	\$871.59	\$1,535.21	\$663.62
2140	MEDICARE CONTRIBUTION	\$337.24	\$205.06	\$360.49	\$155.43
2210	LIFE/DISABILITY INSURANCE	\$55.26	\$75.48	\$58.55	\$-16.93
2220	MEDICAL/DENTAL INSURANCE	\$6,305.20	\$7,482.81	\$6,686.94	\$-795.87
	Total Object 2000:	\$9,194.97	\$8,634.94	\$9,957.14	\$1,322.20
3102	MICROFILMING	\$0.00	\$0.00	\$0.00	\$0.00
3234	MAINTENANCE AGREEMENTS	\$5,972.40	\$6,000.00	\$6,000.00	\$0.00
3240	COPIER LEASE/MAINTENANCE	\$21,053.66	\$20,000.00	\$20,000.00	\$0.00
3411	POSTAGE METER RENTAL	\$300.00	\$1,000.00	\$1,000.00	\$0.00
3412	POSTAGE	\$129,729.05	\$130,000.00	\$130,000.00	\$0.00

Glenbrook High School Dist 225

Expenditure Budget Report - by Program by Fund Group

FOR PERIOD ENDING: June 30, 2009

		<u>2009 Actual</u>	<u>2009 Budget</u>	<u>2010 Budget</u>	<u>Budget Variance</u>
Total Object 3000:		\$157,055.11	\$157,000.00	\$157,000.00	\$0.00
4109	SUPPLIES-DEPARTMENTAL	\$20,482.86	\$20,000.00	\$22,000.00	\$2,000.00
4140	NON-CONSUMABLE SUPPLIES	\$69,176.65	\$69,189.70	\$0.00	\$-69,189.70
4700	SOFTWARE / NCON TECH SUPPLIES	\$1,226.35	\$1,226.35	\$0.00	\$-1,226.35
Total Object 4000:		\$90,885.86	\$90,416.05	\$22,000.00	\$-68,416.05
5400	EQUIPMENT	\$30,099.73	\$30,000.00	\$30,000.00	\$0.00
5411	TECHNOLOGY EQUIPMENT	\$0.00	\$0.00	\$0.00	\$0.00
Total Object 5000:		\$30,099.73	\$30,000.00	\$30,000.00	\$0.00
6400	DUES AND FEES	\$0.00	\$0.00	\$0.00	\$0.00
Total Object 6000:		\$0.00	\$0.00	\$0.00	\$0.00
7140	NON-CONSUMABLE SUPPLIES	\$0.00	\$0.00	\$30,674.00	\$30,674.00
Total Object 7000:		\$0.00	\$0.00	\$30,674.00	\$30,674.00
Total Program 2610 (General Administration) :		\$311,352.36	\$310,283.99	\$275,369.14	\$-34,914.85
<u>Program Code: 2630 Public Information Office</u>					
1110	ADMINISTRATORS	\$89,372.00	\$89,372.00	\$94,735.00	\$5,363.00
Total Object 1000:		\$89,372.00	\$89,372.00	\$94,735.00	\$5,363.00
2120	IMRF CONTRIBUTION	\$7,152.62	\$6,971.59	\$8,920.24	\$1,948.65
2130	FICA CONTRIBUTION	\$5,578.28	\$5,537.01	\$5,938.49	\$401.48
2140	MEDICARE CONTRIBUTION	\$1,304.58	\$1,302.84	\$1,394.53	\$91.69
2210	LIFE/DISABILITY INSURANCE	\$313.26	\$377.39	\$331.93	\$-45.46
2220	MEDICAL/DENTAL INSURANCE	\$14,606.00	\$15,022.44	\$15,490.29	\$467.85
Total Object 2000:		\$28,954.74	\$29,211.27	\$32,075.48	\$2,864.21
3320	PROFESSIONAL DEVELOPMENT	\$839.01	\$2,300.00	\$2,300.00	\$0.00
3500	ADVERTISING	\$3,652.95	\$3,700.00	\$3,700.00	\$0.00

Glenbrook High School Dist 225

Expenditure Budget Report - by Program by Fund Group

FOR PERIOD ENDING: June 30, 2009

		<u>2009 Actual</u>	<u>2009 Budget</u>	<u>2010 Budget</u>	<u>Budget Variance</u>
3600	PRINTING & BINDING	\$28,122.50	\$30,000.00	\$30,000.00	\$0.00
3601	PHOTOGRAPHIC SERVICES	\$572.99	\$1,000.00	\$1,000.00	\$0.00
	Total Object 3000:	\$33,187.45	\$37,000.00	\$37,000.00	\$0.00
4100	SUPPLIES-GENERAL	\$103.26	\$500.00	\$500.00	\$0.00
4135	RECOGNITION SUPPLIES	\$1,969.74	\$3,200.00	\$3,200.00	\$0.00
4140	NON-CONSUMABLE SUPPLIES	\$0.00	\$500.00	\$0.00	-\$500.00
4400	SUBSCRIPTIONS	\$216.08	\$450.00	\$450.00	\$0.00
	Total Object 4000:	\$2,289.08	\$4,650.00	\$4,150.00	-\$500.00
5400	EQUIPMENT	\$0.00	\$0.00	\$0.00	\$0.00
	Total Object 5000:	\$0.00	\$0.00	\$0.00	\$0.00
6400	DUES AND FEES	\$90.00	\$300.00	\$300.00	\$0.00
	Total Object 6000:	\$90.00	\$300.00	\$300.00	\$0.00
7140	NON-CONSUMABLE SUPPLIES	\$0.00	\$0.00	\$500.00	\$500.00
	Total Object 7000:	\$0.00	\$0.00	\$500.00	\$500.00
	Total Program 2630 (Public Information Office) :	\$153,893.27	\$160,533.27	\$168,760.48	\$8,227.21

Program Code: 2640 Human Resource Department

1110	ADMINISTRATORS	\$137,942.00	\$137,942.00	\$143,596.00	\$5,654.00
1210	CLERICAL	\$120,204.78	\$138,946.00	\$147,285.00	\$8,339.00
1290	CLERICAL-SUBS/HOURLY	\$45,388.70	\$46,700.00	\$10,000.00	-\$36,700.00
	Total Object 1000:	\$303,535.48	\$323,588.00	\$300,881.00	-\$22,707.00
2110	TRS	\$11,995.02	\$11,996.00	\$12,487.00	\$491.00
2115	TRS-2.2	\$869.64	\$856.49	\$923.82	\$67.33
2118	TRS HEALTH INSURANCE	\$944.64	\$943.99	\$1,010.95	\$66.96
2120	IMRF CONTRIBUTION	\$12,046.49	\$11,441.91	\$15,023.53	\$3,581.62
2130	FICA CONTRIBUTION	\$9,636.61	\$10,612.32	\$10,258.88	-\$353.44

Glenbrook High School Dist 225

Expenditure Budget Report - by Program by Fund Group

FOR PERIOD ENDING: June 30, 2009

		<u>2009 Actual</u>	<u>2009 Budget</u>	<u>2010 Budget</u>	<u>Budget Variance</u>
2140	MEDICARE CONTRIBUTION	\$4,235.20	\$4,483.03	\$4,527.22	\$44.19
2150	TRS-EARLY RETIREMENT	\$0.00	\$0.00	\$0.00	\$0.00
2210	LIFE/DISABILITY INSURANCE	\$759.42	\$861.19	\$804.69	\$-56.50
2220	MEDICAL/DENTAL INSURANCE	\$38,212.20	\$31,746.62	\$40,525.68	\$8,779.06
2403	PHYSICAL EXAMINATION REIMB	\$7,211.00	\$8,000.00	\$10,000.00	\$2,000.00
2405	REGISTRATION-TEACH CERTIF	\$0.00	\$5,000.00	\$5,000.00	\$0.00
	Total Object 2000:	\$85,910.22	\$85,941.55	\$100,561.77	\$14,620.22
3153	PERSONNEL SEARCH	\$1,847.99	\$9,000.00	\$9,000.00	\$0.00
3230	REPAIRS & MAINT SERVICES	\$0.00	\$500.00	\$500.00	\$0.00
3320	PROFESSIONAL DEVELOPMENT	\$1,352.93	\$2,000.00	\$2,000.00	\$0.00
3520	RECRUITMENT ADV-ESP	\$7,717.96	\$11,000.00	\$11,000.00	\$0.00
3525	RECRUITMENT ADV-CERTIFIED	\$1,102.00	\$11,000.00	\$11,000.00	\$0.00
	Total Object 3000:	\$12,020.88	\$33,500.00	\$33,500.00	\$0.00
4109	SUPPLIES-DEPARTMENTAL	\$4,062.30	\$4,000.00	\$4,000.00	\$0.00
4140	NON-CONSUMABLE SUPPLIES	\$82.80	\$0.00	\$0.00	\$0.00
4400	SUBSCRIPTIONS	\$74.94	\$500.00	\$500.00	\$0.00
4700	SOFTWARE/NCON TECH SUPPLIES	\$0.00	\$0.00	\$0.00	\$0.00
	Total Object 4000:	\$4,220.04	\$4,500.00	\$4,500.00	\$0.00
5400	EQUIPMENT	\$0.00	\$0.00	\$0.00	\$0.00
	Total Object 5000:	\$0.00	\$0.00	\$0.00	\$0.00
6400	DUES AND FEES	\$748.00	\$1,000.00	\$1,000.00	\$0.00
6909	OTHER MISC	\$68.00	\$500.00	\$500.00	\$0.00
	Total Object 6000:	\$816.00	\$1,500.00	\$1,500.00	\$0.00
7140	NON-CONSUMABLE SUPPLIES	\$0.00	\$0.00	\$0.00	\$0.00
	Total Object 7000:	\$0.00	\$0.00	\$0.00	\$0.00

Glenbrook High School Dist 225

Expenditure Budget Report - by Program by Fund Group

FOR PERIOD ENDING: June 30, 2009

		<u>2009 Actual</u>	<u>2009 Budget</u>	<u>2010 Budget</u>	<u>Budget Variance</u>
otal Program 2640 (Human Resource Department) :		\$406,502.62	\$449,029.55	\$440,942.77	\$-8,086.78
<u>Program Code: 2645 Employee Assistance Program</u>					
2406	EMPLOYEE ASSISTANCE PROGRAM	\$15,525.00	\$25,000.00	\$25,000.00	\$0.00
Total Object 2000:		\$15,525.00	\$25,000.00	\$25,000.00	\$0.00
tal Program 2645 (Employee Assistance Program) :		\$15,525.00	\$25,000.00	\$25,000.00	\$0.00
<u>Program Code: 2649 Health Promotion Program</u>					
1310	TEACHERS	\$0.00	\$0.00	\$0.00	\$0.00
1340	TEACHERS-HRLY/PER DIEM	\$6,084.00	\$6,200.00	\$6,500.00	\$300.00
Total Object 1000:		\$6,084.00	\$6,200.00	\$6,500.00	\$300.00
2115	TRS-2.2	\$18.45	\$18.66	\$19.60	\$0.94
2118	TRS HEALTH INSURANCE	\$20.04	\$20.51	\$21.45	\$0.94
2120	IMRF CONTRIBUTION	\$225.35	\$160.37	\$281.04	\$120.67
2130	FICA CONTRIBUTION	\$176.79	\$180.97	\$188.21	\$7.24
2140	MEDICARE CONTRIBUTION	\$63.46	\$65.22	\$67.84	\$2.62
2210	LIFE/DISABILITY INSURANCE	\$0.00	\$0.00	\$0.00	\$0.00
2220	MEDICAL/DENTAL INSURANCE	\$170,462.11	\$168,185.99	\$180,782.40	\$12,596.41
2291	WELLNESS PROGRAM	\$5,525.34	\$5,525.34	\$5,350.00	\$-175.34
Total Object 2000:		\$176,491.54	\$174,157.06	\$186,710.54	\$12,553.48
4109	SUPPLIES-DEPARTMENTAL	\$3,198.00	\$0.00	\$0.00	\$0.00
Total Object 4000:		\$3,198.00	\$0.00	\$0.00	\$0.00
5400	EQUIPMENT	\$0.00	\$0.00	\$0.00	\$0.00
Total Object 5000:		\$0.00	\$0.00	\$0.00	\$0.00
Total Program 2649 (Health Promotion Program) :		\$185,773.54	\$180,357.06	\$193,210.54	\$12,853.48

Glenbrook High School Dist 225

Expenditure Budget Report - by Program by Fund Group

FOR PERIOD ENDING: June 30, 2009

		<u>2009 Actual</u>	<u>2009 Budget</u>	<u>2010 Budget</u>	<u>Budget Variance</u>
<u>Program Code: 2660 Information Systems</u>					
1110	ADMINISTRATORS	\$132,160.00	\$132,160.00	\$132,160.00	\$0.00
1210	CLERICAL	\$43,778.00	\$43,778.00	\$125,590.00	\$81,812.00
1310	TEACHERS	\$0.00	\$0.00	\$0.00	\$0.00
1510	SUPPORT STAFF	\$562,428.48	\$603,605.00	\$565,468.00	\$-38,137.00
1590	SUPPORT STAFF-SUBS/HOURLY	\$37,328.51	\$46,000.00	\$37,000.00	\$-9,000.00
Total Object 1000:		\$775,694.99	\$825,543.00	\$860,218.00	\$34,675.00
2110	TRS	\$0.00	\$0.00	\$0.00	\$0.00
2115	TRS-2.2	\$0.00	\$0.80	\$0.00	\$-0.80
2118	TRS HEALTH INSURANCE	\$0.00	\$0.88	\$0.00	\$-0.88
2120	IMRF CONTRIBUTION	\$59,465.94	\$64,617.56	\$74,161.69	\$9,544.13
2130	FICA CONTRIBUTION	\$44,950.63	\$45,952.88	\$47,853.27	\$1,900.39
2140	MEDICARE CONTRIBUTION	\$10,957.51	\$10,879.80	\$11,713.04	\$833.24
2210	LIFE/DISABILITY INSURANCE	\$1,421.28	\$1,630.31	\$1,506.00	\$-124.31
2220	MEDICAL/DENTAL INSURANCE	\$97,706.39	\$100,606.99	\$103,621.83	\$3,014.84
Total Object 2000:		\$214,501.75	\$223,689.22	\$238,855.83	\$15,166.61
3118	IMPROVEMENT OF INSTRUCTION	\$119,578.20	\$85,000.00	\$0.00	\$-85,000.00
3120	CONSULTANTS	\$66,345.84	\$81,500.00	\$0.00	\$-81,500.00
3142	STAFF DEVELOPMENT	\$0.00	\$0.00	\$0.00	\$0.00
3161	PROGRAM MAINTENANCE	\$95,276.10	\$110,000.00	\$0.00	\$-110,000.00
3230	REPAIRS & MAINT SERVICES	\$9,540.25	\$13,106.90	\$10,350.00	\$-2,756.90
3234	MAINTENANCE AGREEMENTS	\$184,063.38	\$280,000.00	\$0.00	\$-280,000.00
3320	PROFESSIONAL DEVELOPMENT	\$32,984.46	\$25,987.25	\$50,500.00	\$24,512.75
3420	TELEPHONE	\$5,056.09	\$12,200.00	\$0.00	\$-12,200.00
3430	TELECOMMUNICATIONS	\$72,327.04	\$72,000.00	\$0.00	\$-72,000.00
3900	OTHER CONTRACTUAL SERVICES	\$13,386.22	\$5,000.00	\$0.00	\$-5,000.00
Total Object 3000:		\$598,557.58	\$684,794.15	\$60,850.00	\$-623,944.15
4109	SUPPLIES-DEPARTMENTAL	\$33,206.61	\$36,721.63	\$32,615.00	\$-4,106.63
4129	COMPUTER MAINTENANCE SUPPLIES	\$0.00	\$0.00	\$0.00	\$0.00

Glenbrook High School Dist 225

Expenditure Budget Report - by Program by Fund Group

FOR PERIOD ENDING: June 30, 2009

		<u>2009 Actual</u>	<u>2009 Budget</u>	<u>2010 Budget</u>	<u>Budget Variance</u>
4140	NON-CONSUMABLE SUPPLIES	\$75,619.82	\$79,977.48	\$0.00	\$-79,977.48
4300	LIBRARY BOOKS	\$157.23	\$200.00	\$200.00	\$0.00
4310	ELECTRONIC RESOURCES	\$70,125.24	\$74,369.41	\$26,000.00	\$-48,369.41
4400	SUBSCRIPTIONS	\$0.00	\$0.00	\$0.00	\$0.00
4700	SOFTWARE / NCON TECH SUPPLIES	\$76,688.71	\$227,000.00	\$0.00	\$-227,000.00
	Total Object 4000:	\$255,797.61	\$418,268.52	\$58,815.00	\$-359,453.52
5400	EQUIPMENT	\$0.00	\$0.00	\$0.00	\$0.00
5411	TECHNOLOGY EQUIPMENT	\$10,110.58	\$10,000.00	\$0.00	\$-10,000.00
	Total Object 5000:	\$10,110.58	\$10,000.00	\$0.00	\$-10,000.00
6909	OTHER MISC	\$-19.27	\$0.00	\$0.00	\$0.00
	Total Object 6000:	\$-19.27	\$0.00	\$0.00	\$0.00
7140	NON-CONSUMABLE SUPPLIES	\$0.00	\$0.00	\$56,200.00	\$56,200.00
	Total Object 7000:	\$0.00	\$0.00	\$56,200.00	\$56,200.00
	Total Program 2660 (Information Systems) :	\$1,854,643.24	\$2,162,294.89	\$1,274,938.83	\$-887,356.06
<u>Program Code: 2661 Information Systems - Applications</u>					
1591	TECH PLAN-SUBS/HOURLY	\$29,722.22	\$0.00	\$0.00	\$0.00
	Total Object 1000:	\$29,722.22	\$0.00	\$0.00	\$0.00
2115	TRS-2.2	\$156.47	\$164.27	\$166.22	\$1.95
2118	TRS HEALTH INSURANCE	\$169.50	\$181.41	\$181.40	\$-0.01
2120	IMRF CONTRIBUTION	\$230.36	\$249.44	\$287.29	\$37.85
2130	FICA CONTRIBUTION	\$180.29	\$437.15	\$191.93	\$-245.22
2140	MEDICARE CONTRIBUTION	\$405.36	\$506.78	\$433.31	\$-73.47
2220	MEDICAL/DENTAL INSURANCE	\$-41.33	\$-24.87	\$-43.83	\$-18.96
	Total Object 2000:	\$1,100.65	\$1,514.18	\$1,216.32	\$-297.86
3120	CONSULTANTS	\$0.00	\$0.00	\$0.00	\$0.00

Glenbrook High School Dist 225

Expenditure Budget Report - by Program by Fund Group

FOR PERIOD ENDING: June 30, 2009

		<u>2009 Actual</u>	<u>2009 Budget</u>	<u>2010 Budget</u>	<u>Budget Variance</u>
3142	STAFF DEVELOPMENT	\$0.00	\$0.00	\$0.00	\$0.00
3320	PROFESSIONAL DEVELOPMENT	\$0.00	\$0.00	\$0.00	\$0.00
3420	TELEPHONE	\$0.00	\$0.00	\$0.00	\$0.00
3900	OTHER CONTRACTUAL SERVICES	\$0.00	\$0.00	\$0.00	\$0.00
	Total Object 3000:	\$0.00	\$0.00	\$0.00	\$0.00
4100	SUPPLIES-GENERAL	\$0.00	\$0.00	\$0.00	\$0.00
4109	SUPPLIES-DEPARTMENTAL	\$0.00	\$0.00	\$0.00	\$0.00
4140	NON-CONSUMABLE SUPPLIES	\$0.00	\$0.00	\$0.00	\$0.00
4700	SOFTWARE / NCON TECH SUPPLIES	\$0.00	\$0.00	\$250,000.00	\$250,000.00
	Total Object 4000:	\$0.00	\$0.00	\$250,000.00	\$250,000.00
5400	EQUIPMENT	\$0.00	\$0.00	\$0.00	\$0.00
5411	TECHNOLOGY EQUIPMENT	\$0.00	\$0.00	\$0.00	\$0.00
	Total Object 5000:	\$0.00	\$0.00	\$0.00	\$0.00
7140	NON-CONSUMABLE SUPPLIES	\$0.00	\$0.00	\$0.00	\$0.00
	Total Object 7000:	\$0.00	\$0.00	\$0.00	\$0.00
	rogram 2661 (Information Systems - Applications) :	\$30,822.87	\$1,514.18	\$251,216.32	\$249,702.14
<u>Program Code: 2662 Information Systems - Recurring</u>					
1110	ADMINISTRATORS	\$113,064.00	\$103,146.00	\$0.00	\$-103,146.00
1510	SUPPORT STAFF	\$266,082.32	\$317,178.00	\$686,536.00	\$369,358.00
1590	SUPPORT STAFF-SUBS/HOURLY	\$26,162.41	\$26,500.00	\$26,000.00	\$-500.00
	Total Object 1000:	\$405,308.73	\$446,824.00	\$712,536.00	\$265,712.00
2115	TRS-2.2	\$0.00	\$0.00	\$0.00	\$0.00
2120	IMRF CONTRIBUTION	\$30,792.19	\$27,708.32	\$38,401.83	\$10,693.51
2130	FICA CONTRIBUTION	\$24,812.41	\$17,752.38	\$26,414.65	\$8,662.27
2140	MEDICARE CONTRIBUTION	\$5,851.94	\$4,201.72	\$6,255.44	\$2,053.72
2150	TRS-EARLY RETIREMENT	\$0.00	\$0.00	\$0.00	\$0.00

Glenbrook High School Dist 225

Expenditure Budget Report - by Program by Fund Group

FOR PERIOD ENDING: June 30, 2009

		<u>2009 Actual</u>	<u>2009 Budget</u>	<u>2010 Budget</u>	<u>Budget Variance</u>
2210	LIFE/DISABILITY INSURANCE	\$1,007.50	\$789.68	\$1,067.56	\$277.88
2220	MEDICAL/DENTAL INSURANCE	\$54,583.28	\$42,868.82	\$57,887.92	\$15,019.10
	Total Object 2000:	\$117,047.32	\$93,320.92	\$130,027.40	\$36,706.48
3118	IMPROVEMENT OF INSTRUCTION	\$0.00	\$0.00	\$85,000.00	\$85,000.00
3120	CONSULTANTS	\$76,638.95	\$100,000.00	\$112,000.00	\$12,000.00
3230	REPAIRS & MAINT SERVICES	\$0.00	\$20,000.00	\$170,000.00	\$150,000.00
3320	PROFESSIONAL DEVELOPMENT	\$12,418.80	\$12,500.00	\$0.00	-\$12,500.00
3430	TELECOMMUNICATIONS	\$0.00	\$0.00	\$75,000.00	\$75,000.00
3900	OTHER CONTRACTUAL SERVICES	\$4,865.00	\$0.00	\$10,000.00	\$10,000.00
	Total Object 3000:	\$93,922.75	\$132,500.00	\$452,000.00	\$319,500.00
4100	SUPPLIES-GENERAL	\$7,721.11	\$3,000.00	\$3,000.00	\$0.00
4140	NON-CONSUMABLE SUPPLIES	\$17,348.56	\$50,000.00	\$0.00	-\$50,000.00
4310	ELECTRONIC RESOURCES	\$0.00	\$0.00	\$46,000.00	\$46,000.00
4700	SOFTWARE / NCON TECH SUPPLIES	\$38,791.65	\$50,000.00	\$80,000.00	\$30,000.00
	Total Object 4000:	\$63,861.32	\$103,000.00	\$129,000.00	\$26,000.00
5400	EQUIPMENT	\$0.00	\$0.00	\$0.00	\$0.00
5411	TECHNOLOGY EQUIPMENT	\$201,385.94	\$112,000.00	\$80,000.00	-\$32,000.00
	Total Object 5000:	\$201,385.94	\$112,000.00	\$80,000.00	-\$32,000.00
7140	NON-CONSUMABLE SUPPLIES	\$0.00	\$0.00	\$18,000.00	\$18,000.00
	Total Object 7000:	\$0.00	\$0.00	\$18,000.00	\$18,000.00
	I Program 2662 (Information Systems - Recurring) :	\$881,526.06	\$887,644.92	\$1,521,563.40	\$633,918.48
	<u>Program Code: 2663 Information Systems - Tech Plan</u>				
1591	TECH PLAN-SUBS/HOURLY	\$41,662.28	\$42,000.00	\$42,000.00	\$0.00
	Total Object 1000:	\$41,662.28	\$42,000.00	\$42,000.00	\$0.00
2120	IMRF CONTRIBUTION	\$2,912.58	\$0.00	\$3,632.36	\$3,632.36

Glenbrook High School Dist 225

Expenditure Budget Report - by Program by Fund Group

FOR PERIOD ENDING: June 30, 2009

		<u>2009 Actual</u>	<u>2009 Budget</u>	<u>2010 Budget</u>	<u>Budget Variance</u>
2130	FICA CONTRIBUTION	\$2,520.97	\$14.08	\$2,683.76	\$2,669.68
2140	MEDICARE CONTRIBUTION	\$589.60	\$3.31	\$630.25	\$626.94
	Total Object 2000:	\$6,023.15	\$17.39	\$6,946.37	\$6,928.98
3120	CONSULTANTS	\$1,800.00	\$0.00	\$100,000.00	\$100,000.00
3234	MAINTENANCE AGREEMENTS	\$0.00	\$0.00	\$0.00	\$0.00
3320	PROFESSIONAL DEVELOPMENT	\$4,054.80	\$15,000.00	\$20,000.00	\$5,000.00
3322	LEASES	\$194,073.01	\$192,500.00	\$192,500.00	\$0.00
	Total Object 3000:	\$199,927.81	\$207,500.00	\$312,500.00	\$105,000.00
4140	NON-CONSUMABLE SUPPLIES	\$240,760.62	\$202,500.00	\$0.00	\$-202,500.00
4700	SOFTWARE/NCON TECH SUPPLIES	\$23,195.79	\$31,000.00	\$212,000.00	\$181,000.00
	Total Object 4000:	\$263,956.41	\$233,500.00	\$212,000.00	\$-21,500.00
5411	TECHNOLOGY EQUIPMENT	\$1,118,764.50	\$1,061,815.00	\$520,000.00	\$-541,815.00
	Total Object 5000:	\$1,118,764.50	\$1,061,815.00	\$520,000.00	\$-541,815.00
7140	NON-CONSUMABLE SUPPLIES	\$0.00	\$0.00	\$0.00	\$0.00
	Total Object 7000:	\$0.00	\$0.00	\$0.00	\$0.00
	1 Program 2663 (Information Systems - Tech Plan) :	\$1,630,334.15	\$1,544,832.39	\$1,093,446.37	\$-451,386.02

Program Code: 3200 Community Swim Program

1340	TEACHERS-HRLY/PER DIEM	\$18,480.85	\$20,000.00	\$20,000.00	\$0.00
1930	STUDENTS	\$12,145.26	\$11,000.00	\$14,000.00	\$3,000.00
	Total Object 1000:	\$30,626.11	\$31,000.00	\$34,000.00	\$3,000.00
2115	TRS-2.2	\$0.00	\$0.00	\$0.00	\$0.00
2118	TRS HEALTH INSURANCE	\$0.00	\$0.00	\$0.00	\$0.00
2130	FICA CONTRIBUTION	\$1,898.80	\$1,743.40	\$2,021.41	\$278.01
2140	MEDICARE CONTRIBUTION	\$444.11	\$410.25	\$474.73	\$64.48
2210	LIFE/DISABILITY INSURANCE	\$0.00	\$0.00	\$0.00	\$0.00

Glenbrook High School Dist 225

Expenditure Budget Report - by Program by Fund Group

FOR PERIOD ENDING: June 30, 2009

		<u>2009 Actual</u>	<u>2009 Budget</u>	<u>2010 Budget</u>	<u>Budget Variance</u>
2220	MEDICAL/DENTAL INSURANCE	\$0.00	\$0.00	\$0.00	\$0.00
	Total Object 2000:	\$2,342.91	\$2,153.65	\$2,496.14	\$342.49
4100	SUPPLIES-GENERAL	\$1,368.59	\$2,000.00	\$2,000.00	\$0.00
	Total Object 4000:	\$1,368.59	\$2,000.00	\$2,000.00	\$0.00
	Total Program 3200 (Community Swim Program) :	\$34,337.61	\$35,153.65	\$38,496.14	\$3,342.49
<u>Program Code: 3202 Summer Athletic Camps (1917)</u>					
1330	TEACHERS-EXTRA RESPONSIBILITY	\$60,625.14	\$55,000.00	\$65,000.00	\$10,000.00
	Total Object 1000:	\$60,625.14	\$55,000.00	\$65,000.00	\$10,000.00
2115	TRS-2.2	\$289.32	\$0.00	\$307.34	\$307.34
2118	TRS HEALTH INSURANCE	\$314.30	\$0.00	\$336.36	\$336.36
2120	IMRF CONTRIBUTION	\$347.32	\$0.00	\$433.15	\$433.15
2130	FICA CONTRIBUTION	\$578.28	\$0.00	\$714.30	\$714.30
2140	MEDICARE CONTRIBUTION	\$873.85	\$0.00	\$957.28	\$957.28
	Total Object 2000:	\$2,403.07	\$0.00	\$2,748.43	\$2,748.43
3105	OFFICIALS FEES	\$0.00	\$0.00	\$8,000.00	\$8,000.00
3234	MAINTENANCE AGREEMENTS	\$1,920.00	\$0.00	\$1,920.00	\$1,920.00
3903	ENTRY FEES	\$6,191.76	\$0.00	\$8,000.00	\$8,000.00
	Total Object 3000:	\$8,111.76	\$0.00	\$17,920.00	\$17,920.00
4109	SUPPLIES-DEPARTMENTAL	\$1,639.44	\$0.00	\$4,000.00	\$4,000.00
4700	SOFTWARE / NCON TECH SUPPLIES	\$4,340.00	\$0.00	\$0.00	\$0.00
	Total Object 4000:	\$5,979.44	\$0.00	\$4,000.00	\$4,000.00
	al Program 3202 (Summer Athletic Camps (1917)) :	\$77,119.41	\$55,000.00	\$89,668.43	\$34,668.43

Program Code: 3205 Glenbrook Aquatics

2120	IMRF CONTRIBUTION	\$7,617.38	\$7,534.66	\$9,499.86	\$1,965.20
------	-------------------	------------	------------	------------	------------

Glenbrook High School Dist 225

Expenditure Budget Report - by Program by Fund Group

FOR PERIOD ENDING: June 30, 2009

		<u>2009 Actual</u>	<u>2009 Budget</u>	<u>2010 Budget</u>	<u>Budget Variance</u>
2130	FICA CONTRIBUTION	\$13,170.86	\$12,524.67	\$14,021.36	\$1,496.69
2140	MEDICARE CONTRIBUTION	\$3,376.81	\$3,190.85	\$3,609.64	\$418.79
	Total Object 2000:	\$24,165.05	\$23,250.18	\$27,130.86	\$3,880.68
	Total Program 3205 (Glenbrook Aquatics) :	\$24,165.05	\$23,250.18	\$27,130.86	\$3,880.68
<u>Program Code: 4850 ARRA General State Aid (SFSF)</u>					
1310	TEACHERS	\$279,775.92	\$0.00	\$0.00	\$0.00
1340	TEACHERS-HRLY/PER DIEM	\$69,944.13	\$0.00	\$0.00	\$0.00
	Total Object 1000:	\$349,720.05	\$0.00	\$0.00	\$0.00
	I Program 4850 (ARRA General State Aid (SFSF)) :	\$349,720.05	\$0.00	\$0.00	\$0.00
<u>Program Code: 4851 ARRA Title I - Low Income</u>					
1310	TEACHERS	\$0.00	\$0.00	\$0.00	\$0.00
	Total Object 1000:	\$0.00	\$0.00	\$0.00	\$0.00
	Total Program 4851 (ARRA Title I - Low Income) :	\$0.00	\$0.00	\$0.00	\$0.00
<u>Program Code: 4870 ARRA Other - I</u>					
1340	TEACHERS-HRLY/PER DIEM	\$0.00	\$0.00	\$0.00	\$0.00
	Total Object 1000:	\$0.00	\$0.00	\$0.00	\$0.00
	Total Program 4870 (ARRA Other - I) :	\$0.00	\$0.00	\$0.00	\$0.00
<u>Program Code: 5100 Athletics</u>					
1110	ADMINISTRATORS	\$345,416.60	\$345,418.00	\$363,277.00	\$17,859.00
1210	CLERICAL	\$132,825.61	\$132,826.00	\$138,230.00	\$5,404.00
1320	TEACHERS-EXTRA DUTIES	\$200,456.22	\$210,000.00	\$210,000.00	\$0.00
1330	TEACHERS-EXTRA RESPONSIBILITY	\$1,671,779.03	\$1,680,000.00	\$1,760,000.00	\$80,000.00
1350	TEACHERS-STIPENDS	\$22,440.00	\$24,000.00	\$38,000.00	\$14,000.00

Glenbrook High School Dist 225

Expenditure Budget Report - by Program by Fund Group

FOR PERIOD ENDING: June 30, 2009

		<u>2009 Actual</u>	<u>2009 Budget</u>	<u>2010 Budget</u>	<u>Budget Variance</u>
1610	CUSTODIANS	\$191,228.16	\$191,229.00	\$135,919.00	\$-55,310.00
	Total Object 1000:	\$2,564,145.62	\$2,583,473.00	\$2,645,426.00	\$61,953.00
2110	TRS	\$20,484.03	\$20,485.00	\$21,503.00	\$1,018.00
2115	TRS-2.2	\$10,166.80	\$10,260.42	\$10,920.80	\$660.38
2118	TRS HEALTH INSURANCE	\$11,043.41	\$11,309.14	\$11,950.65	\$641.51
2120	IMRF CONTRIBUTION	\$39,310.44	\$41,922.42	\$49,025.19	\$7,102.77
2130	FICA CONTRIBUTION	\$45,963.58	\$46,743.58	\$47,639.49	\$895.91
2140	MEDICARE CONTRIBUTION	\$34,939.62	\$34,714.45	\$37,348.74	\$2,634.29
2150	TRS-EARLY RETIREMENT	\$0.00	\$0.00	\$0.00	\$0.00
2210	LIFE/DISABILITY INSURANCE	\$1,737.20	\$2,204.64	\$1,840.75	\$-363.89
2220	MEDICAL/DENTAL INSURANCE	\$86,267.10	\$91,157.26	\$91,489.97	\$332.71
	Total Object 2000:	\$249,912.18	\$258,796.91	\$271,718.59	\$12,921.68
3105	OFFICIALS FEES	\$0.00	\$0.00	\$0.00	\$0.00
3133	CONTRACT LABOR COSTS	\$52,500.00	\$55,000.00	\$54,652.00	\$-348.00
3230	REPAIRS & MAINT SERVICES	\$3,517.16	\$6,517.16	\$9,840.00	\$3,322.84
3234	MAINTENANCE AGREEMENTS	\$0.00	\$0.00	\$0.00	\$0.00
3251	FILM RENTAL	\$0.00	\$0.00	\$0.00	\$0.00
3320	PROFESSIONAL DEVELOPMENT	\$10,578.79	\$10,578.79	\$9,635.00	\$-943.79
3322	LEASES	\$42,965.00	\$46,000.00	\$45,000.00	\$-1,000.00
3343	NATL TOURNAMENTS-GBS	\$0.00	\$0.00	\$0.00	\$0.00
3770	SECURITY SERVICES	\$11,357.25	\$11,357.25	\$8,000.00	\$-3,357.25
3903	ENTRY FEES	\$280.85	\$1,177.06	\$1,850.00	\$672.94
	Total Object 3000:	\$121,199.05	\$130,630.26	\$128,977.00	\$-1,653.26
4100	SUPPLIES-GENERAL	\$773.93	\$3,766.00	\$3,700.00	\$-66.00
4109	SUPPLIES-DEPARTMENTAL	\$30,521.99	\$30,564.46	\$30,679.00	\$114.54
4140	NON-CONSUMABLE SUPPLIES	\$28,643.13	\$40,768.75	\$0.00	\$-40,768.75
4700	SOFTWARE / NCON TECH SUPPLIES	\$0.00	\$0.00	\$0.00	\$0.00
	Total Object 4000:	\$59,939.05	\$75,099.21	\$34,379.00	\$-40,720.21

Glenbrook High School Dist 225

Expenditure Budget Report - by Program by Fund Group

FOR PERIOD ENDING: June 30, 2009

		<u>2009 Actual</u>	<u>2009 Budget</u>	<u>2010 Budget</u>	<u>Budget Variance</u>
5400	EQUIPMENT	\$0.00	\$0.00	\$0.00	\$0.00
5411	TECHNOLOGY EQUIPMENT	\$0.00	\$0.00	\$0.00	\$0.00
	Total Object 5000:	\$0.00	\$0.00	\$0.00	\$0.00
7140	NON-CONSUMABLE SUPPLIES	\$0.00	\$0.00	\$8,300.00	\$8,300.00
	Total Object 7000:	\$0.00	\$0.00	\$8,300.00	\$8,300.00
	Total Program 5100 (Athletics) :	\$2,995,195.90	\$3,047,999.38	\$3,088,800.59	\$40,801.21
<u>Program Code: 5110 Training Room</u>					
1510	SUPPORT STAFF	\$298,316.77	\$298,317.00	\$310,986.00	\$12,669.00
1590	SUPPORT STAFF-SUBS/HOURLY	\$0.00	\$0.00	\$0.00	\$0.00
	Total Object 1000:	\$298,316.77	\$298,317.00	\$310,986.00	\$12,669.00
2120	IMRF CONTRIBUTION	\$22,429.90	\$24,122.18	\$27,972.98	\$3,850.80
2130	FICA CONTRIBUTION	\$17,497.69	\$17,916.77	\$18,627.59	\$710.82
2140	MEDICARE CONTRIBUTION	\$4,092.06	\$4,215.79	\$4,374.21	\$158.42
2210	LIFE/DISABILITY INSURANCE	\$514.29	\$662.31	\$544.95	\$-117.36
2220	MEDICAL/DENTAL INSURANCE	\$45,368.56	\$46,306.18	\$48,115.31	\$1,809.13
	Total Object 2000:	\$89,902.50	\$93,223.23	\$99,635.04	\$6,411.81
3320	PROFESSIONAL DEVELOPMENT	\$0.00	\$0.00	\$1,000.00	\$1,000.00
	Total Object 3000:	\$0.00	\$0.00	\$1,000.00	\$1,000.00
4109	SUPPLIES-DEPARTMENTAL	\$22,671.67	\$23,437.67	\$23,500.00	\$62.33
	Total Object 4000:	\$22,671.67	\$23,437.67	\$23,500.00	\$62.33
	Total Program 5110 (Training Room) :	\$410,890.94	\$414,977.90	\$435,121.04	\$20,143.14

Program Code: 5200 Athletics - Boys

2120	IMRF CONTRIBUTION	\$0.00	\$48.12	\$0.00	\$-48.12
2130	FICA CONTRIBUTION	\$99.01	\$183.51	\$105.40	\$-78.11

Glenbrook High School Dist 225

Expenditure Budget Report - by Program by Fund Group

FOR PERIOD ENDING: June 30, 2009

		<u>2009 Actual</u>	<u>2009 Budget</u>	<u>2010 Budget</u>	<u>Budget Variance</u>
2140	MEDICARE CONTRIBUTION	\$23.15	\$43.17	\$24.75	\$-18.42
2220	MEDICAL/DENTAL INSURAN	\$0.00	\$0.00	\$0.00	\$0.00
	Total Object 2000:	\$122.16	\$274.80	\$130.15	\$-144.65
3310	STUDENT TRANSPORTATION	\$98,638.29	\$110,910.00	\$104,910.00	\$-6,000.00
	Total Object 3000:	\$98,638.29	\$110,910.00	\$104,910.00	\$-6,000.00
	Total Program 5200 (Athletics - Boys) :	\$98,760.45	\$111,184.80	\$105,040.15	\$-6,144.65

Program Code: 5210 Baseball

2115	TRS-2.2	\$0.00	\$0.00	\$0.00	\$0.00
2118	TRS HEALTH INSURANCE	\$0.00	\$0.00	\$0.00	\$0.00
2120	IMRF CONTRIBUTION	\$0.00	\$0.00	\$0.00	\$0.00
2130	FICA CONTRIBUTION	\$0.00	\$0.00	\$0.00	\$0.00
2140	MEDICARE CONTRIBUTION	\$0.00	\$0.00	\$0.00	\$0.00
	Total Object 2000:	\$0.00	\$0.00	\$0.00	\$0.00
3105	OFFICIALS FEES	\$9,579.45	\$10,533.32	\$9,950.00	\$-583.32
3230	REPAIRS & MAINT SERVICES	\$0.00	\$0.00	\$0.00	\$0.00
3320	PROFESSIONAL DEVELOPMENT	\$180.00	\$180.00	\$0.00	\$-180.00
	Total Object 3000:	\$9,759.45	\$10,713.32	\$9,950.00	\$-763.32
4109	SUPPLIES-DEPARTMENTAL	\$6,773.59	\$6,999.85	\$7,400.00	\$400.15
	Total Object 4000:	\$6,773.59	\$6,999.85	\$7,400.00	\$400.15
	Total Program 5210 (Baseball) :	\$16,533.04	\$17,713.17	\$17,350.00	\$-363.17

Program Code: 5215 Basketball

2115	TRS-2.2	\$0.00	\$0.00	\$0.00	\$0.00
2118	TRS HEALTH INSURANCE	\$0.00	\$0.00	\$0.00	\$0.00
2140	MEDICARE	\$0.00	\$0.00	\$0.00	\$0.00

Glenbrook High School Dist 225

Expenditure Budget Report - by Program by Fund Group

FOR PERIOD ENDING: June 30, 2009

		<u>2009 Actual</u>	<u>2009 Budget</u>	<u>2010 Budget</u>	<u>Budget Variance</u>
Total Object 2000:		\$0.00	\$0.00	\$0.00	\$0.00
3105	OFFICIALS FEES	\$11,880.91	\$11,881.25	\$11,625.00	\$-256.25
3230	REPAIRS & MAINT SERVICES	\$0.00	\$0.00	\$0.00	\$0.00
3320	PROFESSIONAL DEVELOPMENT	\$220.00	\$220.00	\$0.00	\$-220.00
3903	ENTRY FEES	\$1,750.00	\$1,775.00	\$1,375.00	\$-400.00
Total Object 3000:		\$13,850.91	\$13,876.25	\$13,000.00	\$-876.25
4109	SUPPLIES-DEPARTMENTAL	\$5,573.03	\$5,573.50	\$3,900.00	\$-1,673.50
Total Object 4000:		\$5,573.03	\$5,573.50	\$3,900.00	\$-1,673.50
Total Program 5215 (Basketball) :		\$19,423.94	\$19,449.75	\$16,900.00	\$-2,549.75
<u>Program Code: 5220 Cross Country</u>					
3320	PROFESSIONAL DEVELOPMENT	\$700.00	\$700.00	\$900.00	\$200.00
3903	ENTRY FEES	\$1,195.00	\$1,195.00	\$1,195.00	\$0.00
Total Object 3000:		\$1,895.00	\$1,895.00	\$2,095.00	\$200.00
4109	SUPPLIES-DEPARTMENTAL	\$444.46	\$444.46	\$5,650.00	\$5,205.54
Total Object 4000:		\$444.46	\$444.46	\$5,650.00	\$5,205.54
Total Program 5220 (Cross Country) :		\$2,339.46	\$2,339.46	\$7,745.00	\$5,405.54
<u>Program Code: 5225 Football</u>					
3105	OFFICIALS FEES	\$10,135.45	\$10,135.45	\$7,925.00	\$-2,210.45
3230	REPAIRS & MAINT SERVICES	\$24,585.97	\$24,605.86	\$20,000.00	\$-4,605.86
3320	PROFESSIONAL DEVELOPMENT	\$577.68	\$577.68	\$525.00	\$-52.68
Total Object 3000:		\$35,299.10	\$35,318.99	\$28,450.00	\$-6,868.99
4109	SUPPLIES-DEPARTMENTAL	\$25,719.85	\$26,752.71	\$35,115.00	\$8,362.29
Total Object 4000:		\$25,719.85	\$26,752.71	\$35,115.00	\$8,362.29

Glenbrook High School Dist 225

Expenditure Budget Report - by Program by Fund Group

FOR PERIOD ENDING: June 30, 2009

		<u>2009 Actual</u>	<u>2009 Budget</u>	<u>2010 Budget</u>	<u>Budget Variance</u>
5400	EQUIPMENT	\$0.00	\$0.00	\$0.00	\$0.00
	Total Object 5000:	\$0.00	\$0.00	\$0.00	\$0.00
	Total Program 5225 (Football) :	\$61,018.95	\$62,071.70	\$63,565.00	\$1,493.30
<u>Program Code: 5230 Golf</u>					
2130	FICA CONTRIBUTION	\$0.00	\$0.00	\$0.00	\$0.00
2140	MEDICARE CONTRIBUTION	\$0.00	\$0.00	\$0.00	\$0.00
	Total Object 2000:	\$0.00	\$0.00	\$0.00	\$0.00
3320	PROFESSIONAL DEVELOPMENT	\$0.00	\$0.00	\$0.00	\$0.00
3903	ENTRY FEES	\$4,238.00	\$4,238.00	\$4,700.00	\$462.00
	Total Object 3000:	\$4,238.00	\$4,238.00	\$4,700.00	\$462.00
4109	SUPPLIES-DEPARTMENTAL	\$2,031.00	\$2,034.26	\$3,700.00	\$1,665.74
	Total Object 4000:	\$2,031.00	\$2,034.26	\$3,700.00	\$1,665.74
	Total Program 5230 (Golf) :	\$6,269.00	\$6,272.26	\$8,400.00	\$2,127.74
<u>Program Code: 5235 Gymnastics</u>					
2115	TRS-2.2	\$0.00	\$0.51	\$0.00	\$-0.51
2118	TRS HEALTH INSURANCE	\$0.00	\$0.56	\$0.00	\$-0.56
2120	IMRF CONTRIBUTION	\$0.00	\$7.35	\$0.00	\$-7.35
2130	FICA CONTRIBUTION	\$0.00	\$0.00	\$0.00	\$0.00
2140	MEDICARE CONTRIBUTION	\$1.64	\$1.28	\$1.75	\$0.47
	Total Object 2000:	\$1.64	\$9.70	\$1.75	\$-7.95
3105	OFFICIALS FEES	\$1,787.96	\$1,787.96	\$1,925.00	\$137.04
3230	REPAIRS & MAINT SERVICES	\$0.00	\$0.00	\$100.00	\$100.00
3320	PROFESSIONAL DEVELOPMENT	\$-55.43	\$-55.43	\$200.00	\$255.43
3903	ENTRY FEES	\$1,805.00	\$1,805.00	\$1,625.00	\$-180.00

Glenbrook High School Dist 225

Expenditure Budget Report - by Program by Fund Group

FOR PERIOD ENDING: June 30, 2009

		<u>2009 Actual</u>	<u>2009 Budget</u>	<u>2010 Budget</u>	<u>Budget Variance</u>
Total Object 3000:		\$3,537.53	\$3,537.53	\$3,850.00	\$312.47
4109	SUPPLIES-DEPARTMENTAL	\$3,464.05	\$3,482.58	\$3,500.00	\$17.42
Total Object 4000:		\$3,464.05	\$3,482.58	\$3,500.00	\$17.42
5400	EQUIPMENT	\$0.00	\$0.00	\$0.00	\$0.00
Total Object 5000:		\$0.00	\$0.00	\$0.00	\$0.00
Total Program 5235 (Gymnastics) :		\$7,003.22	\$7,029.81	\$7,351.75	\$321.94
<u>Program Code: 5240 Lacrosse</u>					
3105	OFFICIALS FEES	\$6,796.63	\$6,796.63	\$5,500.00	\$-1,296.63
3230	REPAIRS & MAINT SERVICES	\$2,407.66	\$2,407.66	\$3,250.00	\$842.34
3320	PROFESSIONAL DEVELOPMENT	\$0.00	\$0.00	\$0.00	\$0.00
3903	ENTRY FEES	\$2,595.56	\$3,130.56	\$2,025.00	\$-1,105.56
Total Object 3000:		\$11,799.85	\$12,334.85	\$10,775.00	\$-1,559.85
4109	SUPPLIES-DEPARTMENTAL	\$7,724.18	\$7,943.81	\$3,570.00	\$-4,373.81
Total Object 4000:		\$7,724.18	\$7,943.81	\$3,570.00	\$-4,373.81
5400	EQUIPMENT	\$0.00	\$0.00	\$0.00	\$0.00
5409	EQUIPMENT-SPEC ITEMS	\$0.00	\$0.00	\$0.00	\$0.00
Total Object 5000:		\$0.00	\$0.00	\$0.00	\$0.00
Total Program 5240 (Lacrosse) :		\$19,524.03	\$20,278.66	\$14,345.00	\$-5,933.66
<u>Program Code: 5245 Soccer</u>					
2115	TRS-2.2	\$0.00	\$0.64	\$0.00	\$-0.64
2118	TRS HEALTH INSURANCE	\$0.00	\$0.70	\$0.00	\$-0.70
2130	FICA CONTRIBUTION	\$0.00	\$0.00	\$0.00	\$0.00
2140	MEDICARE CONTRIBUTION	\$0.00	\$1.60	\$0.00	\$-1.60

Glenbrook High School Dist 225

Expenditure Budget Report - by Program by Fund Group

FOR PERIOD ENDING: June 30, 2009

		<u>2009 Actual</u>	<u>2009 Budget</u>	<u>2010 Budget</u>	<u>Budget Variance</u>
Total Object 2000:		\$0.00	\$2.94	\$0.00	\$-2.94
3105	OFFICIALS FEES	\$12,156.52	\$12,156.52	\$13,700.00	\$1,543.48
3320	PROFESSIONAL DEVELOPMENT	\$559.94	\$559.94	\$300.00	\$-259.94
3903	ENTRY FEES	\$750.00	\$750.00	\$750.00	\$0.00
Total Object 3000:		\$13,466.46	\$13,466.46	\$14,750.00	\$1,283.54
4109	SUPPLIES-DEPARTMENTAL	\$10,066.00	\$10,066.00	\$4,500.00	\$-5,566.00
Total Object 4000:		\$10,066.00	\$10,066.00	\$4,500.00	\$-5,566.00
5400	EQUIPMENT	\$0.00	\$0.00	\$0.00	\$0.00
Total Object 5000:		\$0.00	\$0.00	\$0.00	\$0.00
Total Program 5245 (Soccer) :		\$23,532.46	\$23,535.40	\$19,250.00	\$-4,285.40
<u>Program Code: 5260 Swimming</u>					
3105	OFFICIALS FEES	\$3,466.60	\$3,466.64	\$5,043.00	\$1,576.36
3230	REPAIRS & MAINT SERVICES	\$0.00	\$0.00	\$0.00	\$0.00
3320	PROFESSIONAL DEVELOPMENT	\$592.09	\$592.09	\$0.00	\$-592.09
3903	ENTRY FEES	\$2,383.50	\$2,408.50	\$1,425.00	\$-983.50
Total Object 3000:		\$6,442.19	\$6,467.23	\$6,468.00	\$0.77
4109	SUPPLIES-DEPARTMENTAL	\$3,034.67	\$3,040.36	\$3,200.00	\$159.64
Total Object 4000:		\$3,034.67	\$3,040.36	\$3,200.00	\$159.64
5400	EQUIPMENT	\$0.00	\$0.00	\$0.00	\$0.00
Total Object 5000:		\$0.00	\$0.00	\$0.00	\$0.00
Total Program 5260 (Swimming) :		\$9,476.86	\$9,507.59	\$9,668.00	\$160.41
<u>Program Code: 5270 Tennis</u>					
3230	REPAIRS & MAINT SERVICES	\$0.00	\$0.00	\$100.00	\$100.00

Glenbrook High School Dist 225

Expenditure Budget Report - by Program by Fund Group

FOR PERIOD ENDING: June 30, 2009

		<u>2009 Actual</u>	<u>2009 Budget</u>	<u>2010 Budget</u>	<u>Budget Variance</u>
3320	PROFESSIONAL DEVELOPMENT	\$295.00	\$295.00	\$200.00	\$-95.00
3903	ENTRY FEES	\$800.50	\$800.50	\$500.00	\$-300.50
	Total Object 3000:	\$1,095.50	\$1,095.50	\$800.00	\$-295.50
4109	SUPPLIES-DEPARTMENTAL	\$4,615.42	\$4,620.01	\$3,690.00	\$-930.01
	Total Object 4000:	\$4,615.42	\$4,620.01	\$3,690.00	\$-930.01
	Total Program 5270 (Tennis) :	\$5,710.92	\$5,715.51	\$4,490.00	\$-1,225.51

Program Code: 5280 Track

2140	MEDICARE	\$7.52	\$14.99	\$8.04	\$-6.95
	Total Object 2000:	\$7.52	\$14.99	\$8.04	\$-6.95
3105	OFFICIALS FEES	\$3,552.16	\$3,552.16	\$3,450.00	\$-102.16
3230	REPAIRS & MAINT SERVICES	\$0.00	\$0.00	\$0.00	\$0.00
3320	PROFESSIONAL DEVELOPMENT	\$315.00	\$315.00	\$500.00	\$185.00
3903	ENTRY FEES	\$2,535.00	\$2,635.00	\$2,300.00	\$-335.00
	Total Object 3000:	\$6,402.16	\$6,502.16	\$6,250.00	\$-252.16
4109	SUPPLIES-DEPARTMENTAL	\$8,293.70	\$8,368.01	\$5,965.00	\$-2,403.01
	Total Object 4000:	\$8,293.70	\$8,368.01	\$5,965.00	\$-2,403.01
	Total Program 5280 (Track) :	\$14,703.38	\$14,885.16	\$12,223.04	\$-2,662.12

Program Code: 5285 Volleyball

3105	OFFICIALS FEES	\$7,579.06	\$8,235.00	\$8,600.00	\$365.00
3230	REPAIRS & MAINT SERVICES	\$0.00	\$0.00	\$0.00	\$0.00
3320	PROFESSIONAL DEVELOPMENT	\$440.00	\$440.00	\$0.00	\$-440.00
3903	ENTRY FEES	\$3,090.00	\$3,310.00	\$3,350.00	\$40.00
	Total Object 3000:	\$11,109.06	\$11,985.00	\$11,950.00	\$-35.00
4109	SUPPLIES-DEPARTMENTAL	\$1,363.77	\$1,375.78	\$4,885.00	\$3,509.22

Glenbrook High School Dist 225

Expenditure Budget Report - by Program by Fund Group

FOR PERIOD ENDING: June 30, 2009

		<u>2009 Actual</u>	<u>2009 Budget</u>	<u>2010 Budget</u>	<u>Budget Variance</u>
Total Object 4000:		\$1,363.77	\$1,375.78	\$4,885.00	\$3,509.22
Total Program 5285 (Volleyball) :		\$12,472.83	\$13,360.78	\$16,835.00	\$3,474.22
<u>Program Code: 5290 Water Polo</u>					
2140	MEDICARE CONTRIBUTION	\$0.00	\$0.00	\$0.00	\$0.00
Total Object 2000:		\$0.00	\$0.00	\$0.00	\$0.00
3105	OFFICIALS FEES	\$8,194.00	\$9,106.00	\$5,497.00	\$-3,609.00
3230	REPAIRS & MAINT SERVICES	\$0.00	\$0.00	\$0.00	\$0.00
3320	PROFESSIONAL DEVELOPMENT	\$0.00	\$0.00	\$0.00	\$0.00
3903	ENTRY FEES	\$1,010.00	\$1,045.00	\$1,425.00	\$380.00
Total Object 3000:		\$9,204.00	\$10,151.00	\$6,922.00	\$-3,229.00
4109	SUPPLIES-DEPARTMENTAL	\$4,045.29	\$4,376.86	\$2,500.00	\$-1,876.86
Total Object 4000:		\$4,045.29	\$4,376.86	\$2,500.00	\$-1,876.86
5400	EQUIPMENT	\$0.00	\$0.00	\$0.00	\$0.00
5409	EQUIPMENT-SPEC ITEMS	\$0.00	\$0.00	\$0.00	\$0.00
Total Object 5000:		\$0.00	\$0.00	\$0.00	\$0.00
Total Program 5290 (Water Polo) :		\$13,249.29	\$14,527.86	\$9,422.00	\$-5,105.86
<u>Program Code: 5295 Wrestling</u>					
3105	OFFICIALS FEES	\$7,098.71	\$7,116.06	\$9,100.00	\$1,983.94
3230	REPAIRS & MAINT SERVICES	\$0.00	\$0.00	\$0.00	\$0.00
3320	PROFESSIONAL DEVELOPMENT	\$1,411.26	\$1,411.26	\$600.00	\$-811.26
3903	ENTRY FEES	\$2,630.00	\$2,630.00	\$2,500.00	\$-130.00
Total Object 3000:		\$11,139.97	\$11,157.32	\$12,200.00	\$1,042.68
4109	SUPPLIES-DEPARTMENTAL	\$6,452.07	\$6,452.07	\$3,600.00	\$-2,852.07

Glenbrook High School Dist 225

Expenditure Budget Report - by Program by Fund Group

FOR PERIOD ENDING: June 30, 2009

		<u>2009 Actual</u>	<u>2009 Budget</u>	<u>2010 Budget</u>	<u>Budget Variance</u>
Total Object 4000:		\$6,452.07	\$6,452.07	\$3,600.00	\$-2,852.07
5400	EQUIPMENT	\$0.00	\$0.00	\$0.00	\$0.00
Total Object 5000:		\$0.00	\$0.00	\$0.00	\$0.00
Total Program 5295 (Wrestling) :		\$17,592.04	\$17,609.39	\$15,800.00	\$-1,809.39
<u>Program Code: 5300 Athletics - Girls</u>					
2120	IMRF CONTRIBUTION	\$0.00	\$48.64	\$0.00	\$-48.64
2130	FICA CONTRIBUTION	\$40.41	\$89.82	\$43.02	\$-46.80
2140	MEDICARE CONTRIBUTION	\$9.47	\$21.14	\$10.12	\$-11.02
2220	MEDICAL/DENTAL INSURANCE	\$0.00	\$0.00	\$0.00	\$0.00
Total Object 2000:		\$49.88	\$159.60	\$53.14	\$-106.46
3310	STUDENT TRANSPORTATION	\$77,314.55	\$97,450.00	\$88,910.00	\$-8,540.00
Total Object 3000:		\$77,314.55	\$97,450.00	\$88,910.00	\$-8,540.00
Total Program 5300 (Athletics - Girls) :		\$77,364.43	\$97,609.60	\$88,963.14	\$-8,646.46
<u>Program Code: 5305 Badminton</u>					
3105	OFFICIALS FEES	\$0.00	\$0.00	\$0.00	\$0.00
3230	REPAIRS & MAINT SERVICES	\$0.00	\$0.00	\$0.00	\$0.00
3320	PROFESSIONAL DEVELOPMENT	\$0.00	\$0.00	\$200.00	\$200.00
3903	ENTRY FEES	\$910.46	\$925.23	\$650.00	\$-275.23
Total Object 3000:		\$910.46	\$925.23	\$850.00	\$-75.23
4109	SUPPLIES-DEPARTMENTAL	\$4,580.32	\$4,580.32	\$2,100.00	\$-2,480.32
Total Object 4000:		\$4,580.32	\$4,580.32	\$2,100.00	\$-2,480.32
5400	EQUIPMENT	\$0.00	\$0.00	\$0.00	\$0.00
5409	EQUIPMENT-SPEC ITEMS	\$0.00	\$0.00	\$0.00	\$0.00

Glenbrook High School Dist 225

Expenditure Budget Report - by Program by Fund Group

FOR PERIOD ENDING: June 30, 2009

	<u>2009 Actual</u>	<u>2009 Budget</u>	<u>2010 Budget</u>	<u>Budget Variance</u>
Total Object 5000:	\$0.00	\$0.00	\$0.00	\$0.00
Total Program 5305 (Badminton) :	\$5,490.78	\$5,505.55	\$2,950.00	\$-2,555.55

Program Code: 5315 Basketball

2115	TRS-2.2	\$0.00	\$0.00	\$0.00	\$0.00
2118	TRS HEALTH INSURANCE	\$0.00	\$0.00	\$0.00	\$0.00
2120	IMRF CONTRIBUTION	\$0.00	\$4.64	\$0.00	\$-4.64
2130	FICA CONTRIBUTION	\$0.00	\$0.00	\$0.00	\$0.00
2140	MEDICARE CONTRIBUTION	\$0.00	\$0.00	\$0.00	\$0.00
	Total Object 2000:	\$0.00	\$4.64	\$0.00	\$-4.64
3105	OFFICIALS FEES	\$11,425.66	\$11,425.66	\$9,725.00	\$-1,700.66
3230	REPAIRS & MAINT SERVICES	\$0.00	\$0.00	\$0.00	\$0.00
3320	PROFESSIONAL DEVELOPMENT	\$0.00	\$0.00	\$200.00	\$200.00
3903	ENTRY FEES	\$2,515.00	\$2,515.00	\$2,400.00	\$-115.00
	Total Object 3000:	\$13,940.66	\$13,940.66	\$12,325.00	\$-1,615.66
4109	SUPPLIES-DEPARTMENTAL	\$1,828.07	\$1,832.21	\$1,750.00	\$-82.21
	Total Object 4000:	\$1,828.07	\$1,832.21	\$1,750.00	\$-82.21
	Total Program 5315 (Basketball) :	\$15,768.73	\$15,777.51	\$14,075.00	\$-1,702.51

Program Code: 5318 Cheerleading

4109	CHEERLEADING	\$5,282.43	\$5,283.00	\$3,915.00	\$-1,368.00
	Total Object 4000:	\$5,282.43	\$5,283.00	\$3,915.00	\$-1,368.00
	Total Program 5318 (Cheerleading) :	\$5,282.43	\$5,283.00	\$3,915.00	\$-1,368.00

Program Code: 5320 Cross Country

2140	MEDICARE CONTRIBUTION	\$1.22	\$4.33	\$1.30	\$-3.03
------	-----------------------	--------	--------	--------	---------

Glenbrook High School Dist 225

Expenditure Budget Report - by Program by Fund Group

FOR PERIOD ENDING: June 30, 2009

		<u>2009 Actual</u>	<u>2009 Budget</u>	<u>2010 Budget</u>	<u>Budget Variance</u>
Total Object 2000:		\$1.22	\$4.33	\$1.30	\$-3.03
3105	OFFICIALS FEES	\$84.00	\$84.00	\$500.00	\$416.00
3320	PROFESSIONAL DEVELOPMENT	\$0.00	\$0.00	\$500.00	\$500.00
3903	ENTRY FEES	\$635.00	\$635.00	\$500.00	\$-135.00
Total Object 3000:		\$719.00	\$719.00	\$1,500.00	\$781.00
4109	SUPPLIES-DEPARTMENTAL	\$1,206.25	\$1,206.25	\$5,400.00	\$4,193.75
Total Object 4000:		\$1,206.25	\$1,206.25	\$5,400.00	\$4,193.75
Total Program 5320 (Cross Country) :		\$1,926.47	\$1,929.58	\$6,901.30	\$4,971.72
<u>Program Code: 5323 Field Hockey</u>					
3105	OFFICIALS FEES	\$2,062.41	\$2,062.41	\$1,000.00	\$-1,062.41
3230	REPAIRS & MAINT SERVICES	\$0.00	\$0.00	\$0.00	\$0.00
3320	PROFESSIONAL DEVELOPMENT	\$0.00	\$0.00	\$0.00	\$0.00
3903	ENTRY FEES	\$435.00	\$435.00	\$0.00	\$-435.00
Total Object 3000:		\$2,497.41	\$2,497.41	\$1,000.00	\$-1,497.41
4109	SUPPLIES-DEPARTMENTAL	\$1,248.12	\$1,248.12	\$2,000.00	\$751.88
Total Object 4000:		\$1,248.12	\$1,248.12	\$2,000.00	\$751.88
Total Program 5323 (Field Hockey) :		\$3,745.53	\$3,745.53	\$3,000.00	\$-745.53
<u>Program Code: 5330 Golf</u>					
3320	PROFESSIONAL DEVELOPMENT	\$1,794.06	\$1,794.06	\$1,000.00	\$-794.06
3903	ENTRY FEES	\$3,393.00	\$3,443.00	\$2,800.00	\$-643.00
Total Object 3000:		\$5,187.06	\$5,237.06	\$3,800.00	\$-1,437.06
4109	SUPPLIES-DEPARTMENTAL	\$1,391.50	\$1,391.50	\$2,325.00	\$933.50
Total Object 4000:		\$1,391.50	\$1,391.50	\$2,325.00	\$933.50

Glenbrook High School Dist 225

Expenditure Budget Report - by Program by Fund Group

FOR PERIOD ENDING: June 30, 2009

		<u>2009 Actual</u>	<u>2009 Budget</u>	<u>2010 Budget</u>	<u>Budget Variance</u>
Total Program 5330 (Golf) :		\$6,578.56	\$6,628.56	\$6,125.00	\$-503.56
<u>Program Code: 5335 Gymnastics</u>					
2115	TRS-2.2	\$0.00	\$0.00	\$0.00	\$0.00
2118	TRS HEALTH INSURANCE	\$0.00	\$0.00	\$0.00	\$0.00
2130	FICA CONTRIBUTION	\$0.00	\$0.00	\$0.00	\$0.00
2140	MEDICARE CONTRIBUTION	\$0.00	\$2.62	\$0.00	\$-2.62
2220	MEDICAL/DENTAL INSURANCE	\$0.00	\$0.00	\$0.00	\$0.00
Total Object 2000:		\$0.00	\$2.62	\$0.00	\$-2.62
3105	OFFICIALS FEES	\$4,172.25	\$4,217.48	\$2,825.00	\$-1,392.48
3230	REPAIRS & MAINT SERVICES	\$0.00	\$0.00	\$0.00	\$0.00
3320	PROFESSIONAL DEVELOPMENT	\$250.00	\$250.00	\$200.00	\$-50.00
3903	ENTRY FEES	\$1,485.00	\$1,485.00	\$1,325.00	\$-160.00
Total Object 3000:		\$5,907.25	\$5,952.48	\$4,350.00	\$-1,602.48
4109	SUPPLIES-DEPARTMENTAL	\$4,073.21	\$4,073.21	\$2,050.00	\$-2,023.21
Total Object 4000:		\$4,073.21	\$4,073.21	\$2,050.00	\$-2,023.21
5400	EQUIPMENT	\$0.00	\$0.00	\$0.00	\$0.00
Total Object 5000:		\$0.00	\$0.00	\$0.00	\$0.00
Total Program 5335 (Gymnastics) :		\$9,980.46	\$10,028.31	\$6,400.00	\$-3,628.31
<u>Program Code: 5340 Lacrosse</u>					
3105	OFFICIALS FEES	\$2,043.00	\$3,000.00	\$3,000.00	\$0.00
3230	REPAIRS & MAINT SERVICES	\$0.00	\$0.00	\$0.00	\$0.00
3320	PROFESSIONAL DEVELOPMENT	\$0.00	\$0.00	\$0.00	\$0.00
3903	ENTRY FEES	\$717.00	\$964.63	\$1,000.00	\$35.37
Total Object 3000:		\$2,760.00	\$3,964.63	\$4,000.00	\$35.37
4109	SUPPLIES-DEPARTMENTAL	\$385.37	\$385.37	\$450.00	\$64.63

Glenbrook High School Dist 225

Expenditure Budget Report - by Program by Fund Group

FOR PERIOD ENDING: June 30, 2009

		<u>2009 Actual</u>	<u>2009 Budget</u>	<u>2010 Budget</u>	<u>Budget Variance</u>
Total Object 4000:		\$385.37	\$385.37	\$450.00	\$64.63
5400	EQUIPMENT	\$0.00	\$0.00	\$0.00	\$0.00
5409	EQUIPMENT-SPEC ITEMS	\$0.00	\$0.00	\$0.00	\$0.00
Total Object 5000:		\$0.00	\$0.00	\$0.00	\$0.00
Total Program 5340 (Lacrosse) :		\$3,145.37	\$4,350.00	\$4,450.00	\$100.00
<u>Program Code: 5345 Soccer</u>					
2130	FICA CONTRIBUTION	\$0.00	\$0.00	\$0.00	\$0.00
2140	MEDICARE CONTRIBUTION	\$0.00	\$0.00	\$0.00	\$0.00
Total Object 2000:		\$0.00	\$0.00	\$0.00	\$0.00
3105	OFFICIALS FEES	\$8,149.55	\$9,373.13	\$10,000.00	\$626.87
3320	PROFESSIONAL DEVELOPMENT	\$225.00	\$225.00	\$0.00	-\$225.00
3903	ENTRY FEES	\$1,365.00	\$1,365.00	\$1,275.00	-\$90.00
Total Object 3000:		\$9,739.55	\$10,963.13	\$11,275.00	\$311.87
4109	SUPPLIES-DEPARTMENTAL	\$4,111.44	\$4,270.44	\$3,000.00	-\$1,270.44
Total Object 4000:		\$4,111.44	\$4,270.44	\$3,000.00	-\$1,270.44
5400	EQUIPMENT	\$0.00	\$0.00	\$0.00	\$0.00
Total Object 5000:		\$0.00	\$0.00	\$0.00	\$0.00
Total Program 5345 (Soccer) :		\$13,850.99	\$15,233.57	\$14,275.00	-\$958.57
<u>Program Code: 5350 Softball</u>					
3105	OFFICIALS FEES	\$5,625.24	\$6,294.60	\$7,797.00	\$1,502.40
3230	REPAIRS & MAINT SERVICES	\$0.00	\$0.00	\$0.00	\$0.00
3320	PROFESSIONAL DEVELOPMENT	\$494.80	\$494.80	\$0.00	-\$494.80
3903	ENTRY FEES	\$685.00	\$800.00	\$600.00	-\$200.00

Glenbrook High School Dist 225

Expenditure Budget Report - by Program by Fund Group

FOR PERIOD ENDING: June 30, 2009

		<u>2009 Actual</u>	<u>2009 Budget</u>	<u>2010 Budget</u>	<u>Budget Variance</u>
Total Object 3000:		\$6,805.04	\$7,589.40	\$8,397.00	\$807.60
4109	SUPPLIES-DEPARTMENTAL	\$3,776.45	\$3,902.42	\$3,900.00	\$-2.42
Total Object 4000:		\$3,776.45	\$3,902.42	\$3,900.00	\$-2.42
Total Program 5350 (Softball) :		\$10,581.49	\$11,491.82	\$12,297.00	\$805.18
<u>Program Code: 5360 Swimming</u>					
3105	OFFICIALS FEES	\$3,307.67	\$3,307.67	\$3,800.00	\$492.33
3230	REPAIRS & MAINT SERVICES	\$0.00	\$0.00	\$0.00	\$0.00
3320	PROFESSIONAL DEVELOPMENT	\$0.00	\$0.00	\$0.00	\$0.00
3903	ENTRY FEES	\$1,095.00	\$1,095.00	\$1,125.00	\$30.00
Total Object 3000:		\$4,402.67	\$4,402.67	\$4,925.00	\$522.33
4109	SUPPLIES-DEPARTMENTAL	\$2,866.87	\$2,866.87	\$3,800.00	\$933.13
Total Object 4000:		\$2,866.87	\$2,866.87	\$3,800.00	\$933.13
5400	EQUIPMENT	\$0.00	\$0.00	\$0.00	\$0.00
Total Object 5000:		\$0.00	\$0.00	\$0.00	\$0.00
Total Program 5360 (Swimming) :		\$7,269.54	\$7,269.54	\$8,725.00	\$1,455.46
<u>Program Code: 5370 Tennis</u>					
3230	REPAIRS & MAINT SERVICES	\$0.00	\$0.00	\$0.00	\$0.00
3320	PROFESSIONAL DEVELOPMENT	\$115.00	\$115.00	\$200.00	\$85.00
3903	ENTRY FEES	\$525.00	\$535.00	\$550.00	\$15.00
Total Object 3000:		\$640.00	\$650.00	\$750.00	\$100.00
4109	SUPPLIES-DEPARTMENTAL	\$5,020.25	\$5,020.25	\$2,400.00	\$-2,620.25
Total Object 4000:		\$5,020.25	\$5,020.25	\$2,400.00	\$-2,620.25

Glenbrook High School Dist 225

Expenditure Budget Report - by Program by Fund Group

FOR PERIOD ENDING: June 30, 2009

		<u>2009 Actual</u>	<u>2009 Budget</u>	<u>2010 Budget</u>	<u>Budget Variance</u>
Total Program 5370 (Tennis) :		\$5,660.25	\$5,670.25	\$3,150.00	\$-2,520.25
<u>Program Code: 5380 Track</u>					
3230	REPAIRS & MAINT SERVICES	\$0.00	\$0.00	\$0.00	\$0.00
3320	PROFESSIONAL DEVELOPMENT	\$0.00	\$0.00	\$0.00	\$0.00
3903	ENTRY FEES	\$765.00	\$765.00	\$765.00	\$0.00
Total Object 3000:		\$765.00	\$765.00	\$765.00	\$0.00
4109	SUPPLIES-DEPARTMENTAL	\$999.66	\$1,000.00	\$500.00	\$-500.00
Total Object 4000:		\$999.66	\$1,000.00	\$500.00	\$-500.00
Total Program 5380 (Track) :		\$1,764.66	\$1,765.00	\$1,265.00	\$-500.00
<u>Program Code: 5390 Volleyball</u>					
2115	TRS-2.2	\$0.00	\$0.00	\$0.00	\$0.00
2118	TRS HEALTH INSURANCE	\$0.00	\$0.00	\$0.00	\$0.00
2140	MEDICARE CONTRIBUTION	\$0.00	\$0.00	\$0.00	\$0.00
Total Object 2000:		\$0.00	\$0.00	\$0.00	\$0.00
3105	OFFICIALS FEES	\$10,044.23	\$10,044.23	\$10,300.00	\$255.77
3230	REPAIRS & MAINT SERVICES	\$0.00	\$0.00	\$0.00	\$0.00
3320	PROFESSIONAL DEVELOPMENT	\$175.00	\$175.00	\$0.00	\$-175.00
3903	ENTRY FEES	\$3,030.00	\$3,030.00	\$2,575.00	\$-455.00
Total Object 3000:		\$13,249.23	\$13,249.23	\$12,875.00	\$-374.23
4109	SUPPLIES-DEPARTMENTAL	\$2,287.89	\$2,287.89	\$2,250.00	\$-37.89
Total Object 4000:		\$2,287.89	\$2,287.89	\$2,250.00	\$-37.89
Total Program 5390 (Volleyball) :		\$15,537.12	\$15,537.12	\$15,125.00	\$-412.12
<u>Program Code: 5800 Extra/Co-Curricular Activities</u>					

Glenbrook High School Dist 225

Expenditure Budget Report - by Program by Fund Group

FOR PERIOD ENDING: June 30, 2009

		<u>2009 Actual</u>	<u>2009 Budget</u>	<u>2010 Budget</u>	<u>Budget Variance</u>
1110	ADMINISTRATORS	\$248,379.00	\$248,589.00	\$260,576.00	\$11,987.00
1210	CLERICAL	\$84,715.29	\$91,991.00	\$86,009.00	\$-5,982.00
1320	TEACHERS-EXTRA DUTIES	\$1,170.00	\$2,500.00	\$2,500.00	\$0.00
1330	TEACHERS-EXTRA RESPONSIBILITY	\$372,739.66	\$370,000.00	\$400,000.00	\$30,000.00
1340	TEACHERS-HRLY/PER DIEM	\$0.00	\$2,500.00	\$2,500.00	\$0.00
	Total Object 1000:	\$707,003.95	\$715,580.00	\$751,585.00	\$36,005.00
2110	TRS	\$21,598.31	\$21,381.00	\$22,659.00	\$1,278.00
2115	TRS-2.2	\$3,294.42	\$3,325.33	\$3,499.66	\$174.33
2118	TRS HEALTH INSURANCE	\$3,578.55	\$3,665.26	\$3,829.77	\$164.51
2120	IMRF CONTRIBUTION	\$10,533.58	\$12,476.92	\$13,136.73	\$659.81
2130	FICA CONTRIBUTION	\$10,156.02	\$11,258.00	\$10,811.84	\$-446.16
2140	MEDICARE CONTRIBUTION	\$9,589.18	\$9,938.02	\$10,250.36	\$312.34
2210	LIFE/DISABILITY INSURANCE	\$1,074.42	\$1,338.31	\$1,138.47	\$-199.84
2220	MEDICAL/DENTAL INSURANCE	\$44,188.27	\$50,638.23	\$46,863.56	\$-3,774.67
	Total Object 2000:	\$104,012.75	\$114,021.07	\$112,189.39	\$-1,831.68
3230	REPAIRS & MAINT SERVICES	\$0.00	\$0.00	\$0.00	\$0.00
3292	SECURITY SERVICES	\$2,641.97	\$2,987.00	\$3,000.00	\$13.00
3317	CONTESTS	\$39,843.26	\$57,584.43	\$47,000.00	\$-10,584.43
3320	PROFESSIONAL DEVELOPMENT	\$810.56	\$672.56	\$1,700.00	\$1,027.44
3324	STUDENT-LODGING/MEALS	\$37,618.46	\$37,618.46	\$24,400.00	\$-13,218.46
3343	NATL TOURNAMENTS-GBS	\$6,618.37	\$6,618.37	\$0.00	\$-6,618.37
3903	ENTRY FEES	\$4,227.00	\$4,227.00	\$1,020.00	\$-3,207.00
	Total Object 3000:	\$91,759.62	\$109,707.82	\$77,120.00	\$-32,587.82
4100	SUPPLIES-GENERAL	\$0.00	\$0.00	\$2,132.00	\$2,132.00
4109	SUPPLIES-DEPARTMENTAL	\$2,598.26	\$2,802.91	\$3,109.00	\$306.09
4140	NON-CONSUMABLE SUPPLIES	\$10,750.07	\$12,000.00	\$0.00	\$-12,000.00
	Total Object 4000:	\$13,348.33	\$14,802.91	\$5,241.00	\$-9,561.91
5400	EQUIPMENT	\$0.00	\$0.00	\$0.00	\$0.00

Glenbrook High School Dist 225

Expenditure Budget Report - by Program by Fund Group

FOR PERIOD ENDING: June 30, 2009

		<u>2009 Actual</u>	<u>2009 Budget</u>	<u>2010 Budget</u>	<u>Budget Variance</u>
5409	EQUIPMENT-SPEC ITEMS	\$0.00	\$0.00	\$0.00	\$0.00
	Total Object 5000:	\$0.00	\$0.00	\$0.00	\$0.00
7140	NON-CONSUMABLE SUPPLIES	\$0.00	\$0.00	\$7,920.00	\$7,920.00
	Total Object 7000:	\$0.00	\$0.00	\$7,920.00	\$7,920.00
	tal Program 5800 (Extra/Co-Curricular Activities) :	\$916,124.65	\$954,111.80	\$954,055.39	\$-56.41
<u>Program Code: 5805 Auditorium/CPA</u>					
1510	SUPPORT STAFF	\$119,058.00	\$119,058.00	\$123,283.00	\$4,225.00
	Total Object 1000:	\$119,058.00	\$119,058.00	\$123,283.00	\$4,225.00
2120	IMRF CONTRIBUTION	\$8,843.85	\$9,043.14	\$11,029.42	\$1,986.28
2130	FICA CONTRIBUTION	\$6,898.00	\$6,925.57	\$7,343.43	\$417.86
2140	MEDICARE CONTRIBUTION	\$1,613.24	\$1,629.56	\$1,724.47	\$94.91
2210	LIFE/DISABILITY INSURANCE	\$177.12	\$226.43	\$187.68	\$-38.75
2220	MEDICAL/DENTAL INSURANCE	\$18,797.00	\$19,310.20	\$19,935.03	\$624.83
	Total Object 2000:	\$36,329.21	\$37,134.90	\$40,220.03	\$3,085.13
3230	REPAIRS & MAINT SERVICES	\$8,573.85	\$8,573.85	\$6,500.00	\$-2,073.85
3320	PROFESSIONAL DEVELOPMENT	\$38.26	\$38.26	\$1,350.00	\$1,311.74
	Total Object 3000:	\$8,612.11	\$8,612.11	\$7,850.00	\$-762.11
4109	SUPPLIES-DEPARTMENTAL	\$18,185.71	\$18,185.71	\$16,416.00	\$-1,769.71
4140	NON-CONSUMABLE SUPPLIES	\$9,870.00	\$9,870.00	\$0.00	\$-9,870.00
	Total Object 4000:	\$28,055.71	\$28,055.71	\$16,416.00	\$-11,639.71
5400	EQUIPMENT	\$4,866.38	\$4,866.38	\$5,000.00	\$133.62
5409	EQUIPMENT-SPEC ITEMS	\$0.00	\$0.00	\$7,475.00	\$7,475.00
	Total Object 5000:	\$4,866.38	\$4,866.38	\$12,475.00	\$7,608.62
7140	NON-CONSUMABLE SUPPLIES	\$0.00	\$0.00	\$2,200.00	\$2,200.00

Glenbrook High School Dist 225

Expenditure Budget Report - by Program by Fund Group

FOR PERIOD ENDING: June 30, 2009

		<u>2009 Actual</u>	<u>2009 Budget</u>	<u>2010 Budget</u>	<u>Budget Variance</u>
Total Object 7000:		\$0.00	\$0.00	\$2,200.00	\$2,200.00
Total Program 5805 (Auditorium/CPA) :		\$196,921.41	\$197,727.10	\$202,444.03	\$4,716.93
 <u>Program Code: 5815 Pom Pons</u>					
4109	SUPPLIES-DEPARTMENTAL	\$7,000.40	\$7,000.40	\$6,588.00	-\$412.40
Total Object 4000:		\$7,000.40	\$7,000.40	\$6,588.00	-\$412.40
Total Program 5815 (Pom Pons) :		\$7,000.40	\$7,000.40	\$6,588.00	-\$412.40
 <u>Program Code: 5820 Debate</u>					
1310	TEACHERS	\$46,828.30	\$46,829.00	\$58,630.00	\$11,801.00
1330	TEACHERS-EXTRA RESPONSIBILITY	\$67,502.44	\$63,000.00	\$70,000.00	\$7,000.00
Total Object 1000:		\$114,330.74	\$109,829.00	\$128,630.00	\$18,801.00
2115	TRS-2.2	\$475.90	\$430.49	\$505.55	\$75.06
2118	TRS HEALTH INSURANCE	\$516.95	\$474.39	\$553.24	\$78.85
2120	IMRF CONTRIBUTION	\$691.01	\$579.62	\$861.78	\$282.16
2130	FICA CONTRIBUTION	\$2,624.51	\$2,784.71	\$2,793.99	\$9.28
2140	MEDICARE CONTRIBUTION	\$1,793.13	\$1,732.63	\$1,916.77	\$184.14
2210	LIFE/DISABILITY INSURANCE	\$96.59	\$100.47	\$102.35	\$1.88
2220	MEDICAL/DENTAL INSURANCE	\$4,776.56	\$3,841.69	\$5,065.75	\$1,224.06
Total Object 2000:		\$10,974.65	\$9,944.00	\$11,799.43	\$1,855.43
3105	OFFICIALS FEES	\$19,225.00	\$19,225.00	\$17,000.00	-\$2,225.00
3230	REPAIRS & MAINT SERVICES	\$0.00	\$0.00	\$0.00	\$0.00
3234	MAINTENANCE AGREEMENTS	\$0.00	\$0.00	\$0.00	\$0.00
3310	STUDENT TRANSPORTATION	\$52,000.00	\$52,000.00	\$57,000.00	\$5,000.00
3320	PROFESSIONAL DEVELOPMENT	\$0.00	\$0.00	\$106.00	\$106.00
3324	STUDENT-LODGING/MEALS	\$25,443.30	\$25,443.30	\$27,520.00	\$2,076.70
3342	NATL TOURNAMENTS-GBN	\$16,257.05	\$16,257.05	\$0.00	-\$16,257.05
3343	NATL TOURNAMENTS-GBS	\$18,224.79	\$18,224.79	\$0.00	-\$18,224.79

Glenbrook High School Dist 225

Expenditure Budget Report - by Program by Fund Group

FOR PERIOD ENDING: June 30, 2009

		<u>2009 Actual</u>	<u>2009 Budget</u>	<u>2010 Budget</u>	<u>Budget Variance</u>
3903	ENTRY FEES	\$17,250.00	\$17,250.00	\$18,000.00	\$750.00
	Total Object 3000:	\$148,400.14	\$148,400.14	\$119,626.00	\$-28,774.14
4109	SUPPLIES-DEPARTMENTAL	\$3,264.82	\$3,337.72	\$3,500.00	\$162.28
4300	LIBRARY BOOKS	\$0.00	\$0.00	\$250.00	\$250.00
	Total Object 4000:	\$3,264.82	\$3,337.72	\$3,750.00	\$412.28
	Total Program 5820 (Debate) :	\$276,970.35	\$271,510.86	\$263,805.43	\$-7,705.43
<u>Program Code: 5825 Drama</u>					
1310	TEACHERS	\$65,478.01	\$61,406.00	\$70,379.00	\$8,973.00
	Total Object 1000:	\$65,478.01	\$61,406.00	\$70,379.00	\$8,973.00
2115	TRS-2.2	\$379.80	\$208.47	\$403.46	\$194.99
2118	TRS HEALTH INSURANCE	\$412.55	\$229.94	\$441.51	\$211.57
2140	MEDICARE CONTRIBUTION	\$941.87	\$524.35	\$1,006.81	\$482.46
2210	LIFE/DISABILITY INSURANCE	\$120.79	\$100.48	\$127.99	\$27.51
2220	MEDICAL/DENTAL INSURANCE	\$6,216.64	\$3,841.69	\$6,593.01	\$2,751.32
	Total Object 2000:	\$8,071.65	\$4,904.93	\$8,572.78	\$3,667.85
3320	PROFESSIONAL DEVELOPMENT	\$0.00	\$0.00	\$175.00	\$175.00
	Total Object 3000:	\$0.00	\$0.00	\$175.00	\$175.00
4101	SUPPLIES-PRODUCTION	\$5,033.40	\$5,033.40	\$5,500.00	\$466.60
4109	SUPPLIES-DEPARTMENTAL	\$4,048.66	\$4,148.66	\$3,550.00	\$-598.66
4300	LIBRARY BOOKS	\$0.00	\$400.00	\$400.00	\$0.00
	Total Object 4000:	\$9,082.06	\$9,582.06	\$9,450.00	\$-132.06
	Total Program 5825 (Drama) :	\$82,631.72	\$75,892.99	\$88,576.78	\$12,683.79
<u>Program Code: 5835 Forensics</u>					
1330	TEACHERS-EXTRA RESPONSIBILITY	\$62,492.35	\$68,000.00	\$67,000.00	\$-1,000.00

Glenbrook High School Dist 225

Expenditure Budget Report - by Program by Fund Group

FOR PERIOD ENDING: June 30, 2009

		<u>2009 Actual</u>	<u>2009 Budget</u>	<u>2010 Budget</u>	<u>Budget Variance</u>
Total Object 1000:		\$62,492.35	\$68,000.00	\$67,000.00	\$-1,000.00
2115	TRS-2.2	\$232.50	\$285.48	\$275.80	\$-9.68
2118	TRS HEALTH INSURANCE	\$252.66	\$314.89	\$301.92	\$-12.97
2120	IMRF CONTRIBUTION	\$150.89	\$30.23	\$188.18	\$157.95
2130	FICA CONTRIBUTION	\$1,444.30	\$899.99	\$1,228.84	\$328.85
2140	MEDICARE CONTRIBUTION	\$911.73	\$866.51	\$974.59	\$108.08
2210	LIFE/DISABILITY INSURANCE	\$0.00	\$0.00	\$0.00	\$0.00
2220	MEDICAL/DENTAL INSURANCE	\$-7.03	\$-203.88	\$-7.46	\$196.42
Total Object 2000:		\$2,985.05	\$2,193.22	\$2,961.87	\$768.65
3105	OFFICIALS FEES	\$8,940.00	\$9,175.73	\$8,439.00	\$-736.73
3320	PROFESSIONAL DEVELOPMENT	\$0.00	\$0.00	\$220.00	\$220.00
3324	STUDENT-LODGING/MEALS	\$6,083.46	\$7,149.85	\$10,828.00	\$3,678.15
3342	NATL TOURNAMENTS-GBN	\$0.00	\$0.00	\$0.00	\$0.00
3343	NATL TOURNAMENTS-GBS	\$5,775.41	\$5,775.41	\$0.00	\$-5,775.41
3903	ENTRY FEES	\$4,225.00	\$5,080.00	\$5,101.00	\$21.00
Total Object 3000:		\$25,023.87	\$27,180.99	\$24,588.00	\$-2,592.99
4109	SUPPLIES-DEPARTMENTAL	\$1,437.32	\$1,437.32	\$1,830.00	\$392.68
4300	LIBRARY BOOKS	\$0.00	\$0.00	\$337.00	\$337.00
Total Object 4000:		\$1,437.32	\$1,437.32	\$2,167.00	\$729.68
Total Program 5835 (Forensics) :		\$91,938.59	\$98,811.53	\$96,716.87	\$-2,094.66
<u>Program Code: 5850 Mathletes</u>					
1330	TEACHERS-EXTRA RESPONSIBILITY	\$68,040.00	\$69,000.00	\$69,000.00	\$0.00
Total Object 1000:		\$68,040.00	\$69,000.00	\$69,000.00	\$0.00
2115	TRS-2.2	\$399.42	\$361.65	\$424.30	\$62.65
2118	TRS HEALTH INSURANCE	\$433.77	\$398.46	\$464.22	\$65.76
2120	IMRF CONTRIBUTION	\$0.00	\$0.00	\$0.00	\$0.00

Glenbrook High School Dist 225

Expenditure Budget Report - by Program by Fund Group

FOR PERIOD ENDING: June 30, 2009

		<u>2009 Actual</u>	<u>2009 Budget</u>	<u>2010 Budget</u>	<u>Budget Variance</u>
2140	MEDICARE CONTRIBUTION	\$699.43	\$669.75	\$747.66	\$77.91
2220	MEDICAL/DENTAL INSURANCE	\$-560.67	\$-607.86	\$-594.61	\$13.25
	Total Object 2000:	\$971.95	\$822.00	\$1,041.57	\$219.57
3105	OFFICIALS FEES	\$105.00	\$210.00	\$220.00	\$10.00
3234	MAINTENANCE AGREEMENTS	\$0.00	\$0.00	\$0.00	\$0.00
3324	STUDENT-LODGING/MEALS	\$3,130.16	\$3,900.00	\$4,100.00	\$200.00
3903	ENTRY FEES	\$2,480.66	\$2,480.66	\$2,990.00	\$509.34
	Total Object 3000:	\$5,715.82	\$6,590.66	\$7,310.00	\$719.34
4109	SUPPLIES-DEPARTMENTAL	\$1,860.26	\$1,911.60	\$2,165.00	\$253.40
4300	LIBRARY BOOKS	\$14.97	\$115.00	\$120.00	\$5.00
	Total Object 4000:	\$1,875.23	\$2,026.60	\$2,285.00	\$258.40
5400	EQUIPMENT	\$0.00	\$0.00	\$0.00	\$0.00
	Total Object 5000:	\$0.00	\$0.00	\$0.00	\$0.00
	Total Program 5850 (Mathletes) :	\$76,603.00	\$78,439.26	\$79,636.57	\$1,197.31
<u>Program Code: 5890 Extra-Activities/Discretionary</u>					
1330	TEACHERS-EXTRA RESPONSIBILITY	\$234,111.15	\$238,058.79	\$248,750.00	\$10,691.21
	Total Object 1000:	\$234,111.15	\$238,058.79	\$248,750.00	\$10,691.21
2115	TRS-2.2	\$1,043.33	\$1,219.51	\$1,108.33	\$-111.18
2118	TRS HEALTH INSURANCE	\$1,133.16	\$1,343.51	\$1,212.71	\$-130.80
2120	IMRF CONTRIBUTION	\$1,863.56	\$3,624.46	\$2,324.10	\$-1,300.36
2130	FICA CONTRIBUTION	\$3,312.75	\$2,969.79	\$3,526.67	\$556.88
2140	MEDICARE CONTRIBUTION	\$2,899.30	\$3,272.49	\$3,099.21	\$-173.28
2220	MEDICAL/DENTAL INSURANCE	\$-1,309.90	\$-1,430.35	\$-1,389.21	\$41.14
	Total Object 2000:	\$8,942.20	\$10,999.41	\$9,881.81	\$-1,117.60

Glenbrook High School Dist 225

Expenditure Budget Report - by Program by Fund Group

FOR PERIOD ENDING: June 30, 2009

		<u>2009 Actual</u>	<u>2009 Budget</u>	<u>2010 Budget</u>	<u>Budget Variance</u>
tal Program 5890 (Extra-Activities/Discretionary) :		\$243,053.35	\$249,058.20	\$258,631.81	\$9,573.61
<u>Program Code: 6000 State/Federal Grants</u>					
6900	CONTINGENCIES	\$0.00	\$0.00	\$0.00	\$0.00
Total Object 6000:		\$0.00	\$0.00	\$0.00	\$0.00
Total Program 6000 (State/Federal Grants) :		\$0.00	\$0.00	\$0.00	\$0.00
<u>Program Code: 6105 Bi-Lingual Education - TPI/TBE (3305)</u>					
1340	TEACHERS-HRLY/PER DIEM	\$0.00	\$0.00	\$0.00	\$0.00
1410	PARAPROFESSIONALS	\$107,473.00	\$107,473.00	\$0.00	\$-107,473.00
Total Object 1000:		\$107,473.00	\$107,473.00	\$0.00	\$-107,473.00
2115	TRS-22	\$7.84	\$0.00	\$0.00	\$0.00
2118	TRS-HEALTH INSURANCE	\$8.52	\$0.00	\$0.00	\$0.00
2120	IMRF CONTRIBUTION	\$7,882.84	\$7,482.32	\$9,830.92	\$2,348.60
2130	FICA CONTRIBUTION	\$6,167.22	\$6,252.39	\$6,565.46	\$313.07
2140	MEDICARE CONTRIBUTION	\$1,462.07	\$1,472.63	\$1,562.88	\$90.25
2210	LIFE/DISABILITY INSURANCE	\$355.80	\$0.00	\$0.00	\$0.00
2220	MEDICAL/DENTAL INSURANCE	\$30,696.26	\$0.00	\$0.00	\$0.00
Total Object 2000:		\$46,580.55	\$15,207.34	\$17,959.26	\$2,751.92
3113	TESTING SERVICES	\$0.00	\$0.00	\$0.00	\$0.00
3320	PROFESSIONAL DEVELOPMENT	\$0.00	\$0.00	\$0.00	\$0.00
Total Object 3000:		\$0.00	\$0.00	\$0.00	\$0.00
4109	SUPPLIES-DEPARTMENTAL	\$-24.95	\$0.00	\$0.00	\$0.00
4140	NON-CONSUMABLE SUPPLIES	\$0.00	\$0.00	\$0.00	\$0.00
Total Object 4000:		\$-24.95	\$0.00	\$0.00	\$0.00
7140	NON-CONSUMABLE SUPPLIES	\$0.00	\$0.00	\$0.00	\$0.00

Glenbrook High School Dist 225

Expenditure Budget Report - by Program by Fund Group

FOR PERIOD ENDING: June 30, 2009

		<u>2009 Actual</u>	<u>2009 Budget</u>	<u>2010 Budget</u>	<u>Budget Variance</u>
Total Object 7000:		\$0.00	\$0.00	\$0.00	\$0.00
ram 6105 (Bi-Lingual Education - TPI/TBE (3305)) :		\$154,028.60	\$122,680.34	\$17,959.26	\$-104,721.08
<u>Program Code: 6110 Title III - IEP (4905)</u>					
1340	TEACHERS-HRLY/PER DIEM	\$0.00	\$0.00	\$0.00	\$0.00
1350	TEACHERS-STIPENDS	\$0.00	\$0.00	\$0.00	\$0.00
1410	PARAPROFESSIONALS	\$0.00	\$0.00	\$0.00	\$0.00
Total Object 1000:		\$0.00	\$0.00	\$0.00	\$0.00
2112	TRS-FED FUNDS CONTRIBUTION	\$0.00	\$0.00	\$0.00	\$0.00
2115	TRS-2.2	\$0.00	\$0.00	\$0.00	\$0.00
2118	TRS HEALTH INSURANCE	\$0.00	\$0.00	\$0.00	\$0.00
2120	IMRF CONTRIBUTION	\$0.00	\$0.00	\$0.00	\$0.00
2130	FICA CONTRIBUTION	\$0.00	\$0.00	\$0.00	\$0.00
2140	MEDICARE CONTRIBUTION	\$0.00	\$0.00	\$0.00	\$0.00
2220	MEDICAL/DENTAL INSURANCE	\$0.00	\$0.00	\$0.00	\$0.00
Total Object 2000:		\$0.00	\$0.00	\$0.00	\$0.00
3310	STUDENT TRANSPORTATION	\$0.00	\$0.00	\$0.00	\$0.00
3320	PROFESSIONAL DEVELOPMENT	\$0.00	\$0.00	\$0.00	\$0.00
Total Object 3000:		\$0.00	\$0.00	\$0.00	\$0.00
4100	SUPPLIES-GENERAL	\$0.00	\$0.00	\$0.00	\$0.00
Total Object 4000:		\$0.00	\$0.00	\$0.00	\$0.00
Total Program 6110 (Title III - IEP (4905)) :		\$0.00	\$0.00	\$0.00	\$0.00
<u>Program Code: 6150 Title I - Disadvantaged (4300)</u>					
1310	TEACHERS	\$0.00	\$0.00	\$0.00	\$0.00
1340	TEACHERS-HRLY/PER DIEM	\$16,963.00	\$45,676.00	\$0.00	\$-45,676.00
1410	PARAPROFESSIONALS	\$58,833.72	\$53,924.00	\$0.00	\$-53,924.00

Glenbrook High School Dist 225

Expenditure Budget Report - by Program by Fund Group

FOR PERIOD ENDING: June 30, 2009

		<u>2009 Actual</u>	<u>2009 Budget</u>	<u>2010 Budget</u>	<u>Budget Variance</u>
Total Object 1000:		\$75,796.72	\$99,600.00	\$0.00	\$-99,600.00
2112	TRS-FED FUNDS CONTRIBUTION	\$1,875.39	\$0.00	\$0.00	\$0.00
2115	TRS-2.2	\$116.94	\$0.00	\$0.00	\$0.00
2118	TRS HEALTH INSURANCE	\$127.00	\$0.00	\$0.00	\$0.00
2120	IMRF CONTRIBUTION	\$4,340.38	\$3,329.24	\$5,413.01	\$2,083.77
2130	FICA CONTRIBUTION	\$3,395.68	\$2,613.00	\$3,614.95	\$1,001.95
2140	MEDICARE CONTRIBUTION	\$1,054.72	\$887.66	\$1,127.44	\$239.78
2210	LIFE/DISABILITY INSURANCE	\$169.20	\$0.00	\$0.00	\$0.00
2220	MEDICAL/DENTAL INSURANCE	\$10,939.01	\$27,044.00	\$0.00	\$-27,044.00
Total Object 2000:		\$22,018.32	\$33,873.90	\$10,155.40	\$-23,718.50
3110	INSTRUCTION SERVICES	\$0.00	\$0.00	\$0.00	\$0.00
3118	IMPROVEMENT OF INSTRUCTION	\$34,075.00	\$34,155.00	\$0.00	\$-34,155.00
3310	STUDENT TRANSPORTATION	\$0.00	\$950.00	\$0.00	\$-950.00
3320	PROFESSIONAL DEVELOPMENT	\$0.00	\$0.00	\$0.00	\$0.00
Total Object 3000:		\$34,075.00	\$35,105.00	\$0.00	\$-35,105.00
4109	SUPPLIES-DEPARTMENTAL	\$58,362.00	\$58,362.00	\$0.00	\$-58,362.00
Total Object 4000:		\$58,362.00	\$58,362.00	\$0.00	\$-58,362.00
5400	EQUIPMENT	\$0.00	\$0.00	\$0.00	\$0.00
Total Object 5000:		\$0.00	\$0.00	\$0.00	\$0.00
otal Program 6150 (Title I - Disadvantaged (4300)) :		\$190,252.04	\$226,940.90	\$10,155.40	\$-216,785.50
<u>Program Code: 6155 Title II - Teacher Quality (4930)</u>					
1310	TEACHERS	\$50,000.00	\$50,000.00	\$0.00	\$-50,000.00
1340	TEACHERS-HRLY/PER DIEM	\$1,380.00	\$1,350.00	\$0.00	\$-1,350.00
Total Object 1000:		\$51,380.00	\$51,350.00	\$0.00	\$-51,350.00
2112	TRS-FED FUNDS CONTRIBUTION	\$4,882.02	\$0.00	\$0.00	\$0.00

Glenbrook High School Dist 225

Expenditure Budget Report - by Program by Fund Group

FOR PERIOD ENDING: June 30, 2009

		<u>2009 Actual</u>	<u>2009 Budget</u>	<u>2010 Budget</u>	<u>Budget Variance</u>
2115	TRS-2.2	\$293.73	\$0.00	\$0.00	\$0.00
2118	TRS HEALTH INSURANCE	\$320.53	\$0.00	\$0.00	\$0.00
2120	IMRF CONTRIBUTION	\$0.00	\$0.00	\$0.00	\$0.00
2130	FICA CONTRIBUTION	\$5.70	\$0.00	\$6.07	\$6.07
2140	MEDICARE CONTRIBUTION	\$621.30	\$702.43	\$664.14	\$-38.29
2220	MEDICAL/DENTAL INSURANCE	\$-329.77	\$0.00	\$0.00	\$0.00
	Total Object 2000:	\$5,793.51	\$702.43	\$670.21	\$-32.22
3120	CONSULTANTS	\$0.00	\$0.00	\$0.00	\$0.00
3320	PROFESSIONAL DEVELOPMENT	\$0.00	\$0.00	\$0.00	\$0.00
	Total Object 3000:	\$0.00	\$0.00	\$0.00	\$0.00
4100	SUPPLIES-GENERAL	\$0.00	\$0.00	\$0.00	\$0.00
	Total Object 4000:	\$0.00	\$0.00	\$0.00	\$0.00
	1 Program 6155 (Title II - Teacher Quality (4930)) :	\$57,173.51	\$52,052.43	\$670.21	\$-51,382.22
<u>Program Code: 6157 Title III - LIPLEPS (4909)</u>					
1310	TEACHERS	\$7,110.00	\$0.00	\$0.00	\$0.00
1340	TEACHERS-HRLY/PER DIEM	\$0.00	\$1,850.00	\$0.00	\$-1,850.00
1350	TEACHERS-STIPENDS	\$5,624.00	\$8,470.00	\$0.00	\$-8,470.00
1410	PARAPROFESSIONALS	\$1,850.00	\$1,850.00	\$0.00	\$-1,850.00
	Total Object 1000:	\$14,584.00	\$12,170.00	\$0.00	\$-12,170.00
2112	TRS-FED FUNDS CONTRIBUTION	\$1,621.75	\$0.00	\$0.00	\$0.00
2115	TRS-2.2	\$51.15	\$0.00	\$0.00	\$0.00
2118	TRS HEALTH INSURANCE	\$55.55	\$0.00	\$0.00	\$0.00
2120	IMRF CONTRIBUTION	\$93.75	\$930.36	\$116.92	\$-813.44
2130	FICA CONTRIBUTION	\$71.95	\$0.00	\$76.60	\$76.60
2140	MEDICARE CONTRIBUTION	\$141.74	\$10.09	\$151.51	\$141.42
2210	LIFE/DISABILITY INSURANCE	\$0.00	\$0.00	\$0.00	\$0.00
2220	MEDICAL/DENTAL INSURANCE	\$0.00	\$12,354.00	\$0.00	\$-12,354.00

Glenbrook High School Dist 225

Expenditure Budget Report - by Program by Fund Group

FOR PERIOD ENDING: June 30, 2009

		<u>2009 Actual</u>	<u>2009 Budget</u>	<u>2010 Budget</u>	<u>Budget Variance</u>
Total Object 2000:		\$2,035.89	\$13,294.45	\$345.03	\$-12,949.42
3118	IMPROVEMENT OF INSTRUCTION	\$0.00	\$0.00	\$0.00	\$0.00
3310	STUDENT TRANSPORTATION	\$618.00	\$0.00	\$0.00	\$0.00
3320	PROFESSIONAL DEVELOPMENT	\$0.00	\$0.00	\$0.00	\$0.00
Total Object 3000:		\$618.00	\$0.00	\$0.00	\$0.00
4100	SUPPLIES-GENERAL	\$3,138.99	\$3,142.00	\$0.00	\$-3,142.00
Total Object 4000:		\$3,138.99	\$3,142.00	\$0.00	\$-3,142.00
Total Program 6157 (Title III - LIPLEPS (4909)) :		\$20,376.88	\$28,606.45	\$345.03	\$-28,261.42
<u>Program Code: 6160 Title IV - Drug Free Schools (4400)</u>					
1340	TEACHERS-HRLY/PER DIEM	\$8,317.00	\$8,317.00	\$0.00	\$-8,317.00
1350	TEACHERS-STIPENDS	\$0.00	\$0.00	\$0.00	\$0.00
Total Object 1000:		\$8,317.00	\$8,317.00	\$0.00	\$-8,317.00
2112	TRS-FED FUNDS CONTRIBUTION	\$828.66	\$0.00	\$0.00	\$0.00
2115	TRS-2.2	\$48.84	\$0.00	\$0.00	\$0.00
2118	TRS HEALTH INSURANCE	\$53.59	\$0.00	\$0.00	\$0.00
2120	IMRF CONTRIBUTION	\$0.00	\$0.00	\$0.00	\$0.00
2140	MEDICARE CONTRIBUTION	\$119.14	\$134.76	\$127.35	\$-7.41
2220	MEDICAL/DENTAL INSURANCE	\$-77.75	\$0.00	\$0.00	\$0.00
Total Object 2000:		\$972.48	\$134.76	\$127.35	\$-7.41
3110	INSTRUCTION SERVICES	\$0.00	\$0.00	\$0.00	\$0.00
3120	CONSULTANTS	\$0.00	\$0.00	\$0.00	\$0.00
Total Object 3000:		\$0.00	\$0.00	\$0.00	\$0.00
4100	SUPPLIES-GENERAL	\$0.00	\$0.00	\$0.00	\$0.00
Total Object 4000:		\$0.00	\$0.00	\$0.00	\$0.00

Glenbrook High School Dist 225

Expenditure Budget Report - by Program by Fund Group

FOR PERIOD ENDING: June 30, 2009

		<u>2009 Actual</u>	<u>2009 Budget</u>	<u>2010 Budget</u>	<u>Budget Variance</u>
rogram 6160 (Title IV - Drug Free Schools (4400)) :		\$9,289.48	\$8,451.76	\$127.35	\$-8,324.41
<u>Program Code: 6170 Title V - Innovative Programs (4100)</u>					
1310	TEACHERS	\$0.00	\$0.00	\$0.00	\$0.00
1340	TEACHERS-HRLY/PER DIEM	\$0.00	\$0.00	\$0.00	\$0.00
1410	PARAPROFESSIONALS	\$8,720.00	\$8,720.00	\$0.00	\$-8,720.00
Total Object 1000:		\$8,720.00	\$8,720.00	\$0.00	\$-8,720.00
2112	TRS-FED FUNDS CONTRIBUTION	\$0.00	\$0.00	\$0.00	\$0.00
2115	TRS-2.2	\$0.00	\$0.00	\$0.00	\$0.00
2118	TRS HEALTH INSURANCE	\$0.00	\$0.00	\$0.00	\$0.00
2120	IMRF CONTRIBUTION	\$458.60	\$804.73	\$571.93	\$-232.80
2130	FICA CONTRIBUTION	\$358.76	\$0.00	\$381.93	\$381.93
2140	MEDICARE CONTRIBUTION	\$83.94	\$0.00	\$89.73	\$89.73
2210	LIFE/DISABILITY INSURANCE	\$18.36	\$0.00	\$0.00	\$0.00
2220	MEDICAL/DENTAL INSURANCE	\$1,072.62	\$2,515.00	\$0.00	\$-2,515.00
Total Object 2000:		\$1,992.28	\$3,319.73	\$1,043.59	\$-2,276.14
3118	IMPROVEMENT OF INSTRUCTION	\$0.00	\$0.00	\$0.00	\$0.00
3120	CONSULTANTS	\$0.00	\$0.00	\$0.00	\$0.00
3320	PROFESSIONAL DEVELOPMENT	\$0.00	\$0.00	\$0.00	\$0.00
Total Object 3000:		\$0.00	\$0.00	\$0.00	\$0.00
4100	SUPPLIES-GENERAL	\$0.00	\$0.00	\$0.00	\$0.00
Total Object 4000:		\$0.00	\$0.00	\$0.00	\$0.00
5400	EQUIPMENT	\$0.00	\$0.00	\$0.00	\$0.00
Total Object 5000:		\$0.00	\$0.00	\$0.00	\$0.00
rogram 6170 (Title V - Innovative Programs (4100)) :		\$10,712.28	\$12,039.73	\$1,043.59	\$-10,996.14

Program Code: 6215 School Safety/Ed Block Grant (3775)

Glenbrook High School Dist 225

Expenditure Budget Report - by Program by Fund Group

FOR PERIOD ENDING: June 30, 2009

		<u>2009 Actual</u>	<u>2009 Budget</u>	<u>2010 Budget</u>	<u>Budget Variance</u>
1410	PARAPROFESSIONALS	\$0.00	\$0.00	\$0.00	\$0.00
	Total Object 1000:	\$0.00	\$0.00	\$0.00	\$0.00
2115	TRS-2.2	\$17.69	\$0.00	\$0.00	\$0.00
2118	TRS HEALTH INSURANCE	\$19.21	\$0.00	\$0.00	\$0.00
2120	IMRF CONTRIBUTION	\$0.00	\$0.00	\$0.00	\$0.00
2130	FICA CONTRIBUTION	\$0.00	\$0.00	\$0.00	\$0.00
2140	MEDICARE CONTRIBUTION	\$41.78	\$110.56	\$44.66	\$-65.90
2220	MEDICAL/DENTAL INSURANCE	\$-33.98	\$0.00	\$0.00	\$0.00
	Total Object 2000:	\$44.70	\$110.56	\$44.66	\$-65.90
3128	STUDENT EVALUATIONS	\$16,816.27	\$20,000.00	\$0.00	\$-20,000.00
3159	CRIMINAL BACKGROUND CHECKS	\$7,911.75	\$10,000.00	\$0.00	\$-10,000.00
3320	PROFESSIONAL DEVELOPMENT	\$0.00	\$0.00	\$0.00	\$0.00
3770	SECURITY SERVICES	\$195,146.18	\$133,887.23	\$0.00	\$-133,887.23
	Total Object 3000:	\$219,874.20	\$163,887.23	\$0.00	\$-163,887.23
4100	SUPPLIES-GENERAL	\$0.00	\$0.00	\$0.00	\$0.00
4114	REPORT CARDS	\$0.00	\$0.00	\$0.00	\$0.00
	Total Object 4000:	\$0.00	\$0.00	\$0.00	\$0.00
	rogram 6215 (School Safety/Ed Block Grant (3775)) :	\$219,918.90	\$163,997.79	\$44.66	\$-163,953.13
<u>Program Code: 6354 DORS - Step Program (4951)</u>					
1310	TEACHERS	\$53,161.20	\$53,162.00	\$32,425.00	\$-20,737.00
1930	STUDENTS	\$17,474.00	\$11,000.00	\$18,000.00	\$7,000.00
	Total Object 1000:	\$70,635.20	\$64,162.00	\$50,425.00	\$-13,737.00
2115	TRS-2.2	\$316.44	\$305.16	\$336.15	\$30.99
2118	TRS HEALTH INSURANCE	\$343.67	\$336.36	\$367.80	\$31.44
2120	IMRF CONTRIBUTION	\$0.00	\$0.00	\$0.00	\$0.00
2130	FICA CONTRIBUTION	\$0.00	\$0.00	\$0.00	\$0.00

Glenbrook High School Dist 225

Expenditure Budget Report - by Program by Fund Group

FOR PERIOD ENDING: June 30, 2009

		<u>2009 Actual</u>	<u>2009 Budget</u>	<u>2010 Budget</u>	<u>Budget Variance</u>
2140	MEDICARE CONTRIBUTION	\$752.42	\$732.92	\$804.30	\$71.38
2210	LIFE/DISABILITY INSURANCE	\$72.49	\$100.48	\$76.81	\$-23.67
2220	MEDICAL/DENTAL INSURANCE	\$5,574.15	\$5,712.45	\$5,911.63	\$199.18
	Total Object 2000:	\$7,059.17	\$7,187.37	\$7,496.69	\$309.32
3114	CURRICULUM EVALUATION	\$0.00	\$0.00	\$0.00	\$0.00
3320	PROFESSIONAL DEVELOPMENT	\$0.00	\$0.00	\$0.00	\$0.00
	Total Object 3000:	\$0.00	\$0.00	\$0.00	\$0.00
4109	SUPPLIES-DEPARTMENTAL	\$0.00	\$0.00	\$0.00	\$0.00
	Total Object 4000:	\$0.00	\$0.00	\$0.00	\$0.00
	otal Program 6354 (DORS - Step Program (4951)) :	\$77,694.37	\$71,349.37	\$57,921.69	\$-13,427.68
<u>Program Code: 6366 IDEA-PL 94-142 (4620)</u>					
1310	TEACHERS	\$187,705.10	\$187,706.00	\$180,793.00	\$-6,913.00
1340	TEACHERS-HRLY/PER DIEM	\$0.00	\$0.00	\$0.00	\$0.00
1410	PARAPROFESSIONALS	\$0.00	\$0.00	\$0.00	\$0.00
1930	STUDENTS	\$0.00	\$0.00	\$0.00	\$0.00
	Total Object 1000:	\$187,705.10	\$187,706.00	\$180,793.00	\$-6,913.00
2112	TRS-FED FUNDS CONTRIBUTION	\$16,794.40	\$50,000.00	\$40,000.00	\$-10,000.00
2115	TRS-2.2	\$1,082.52	\$1,405.17	\$1,149.96	\$-255.21
2118	TRS HEALTH INSURANCE	\$1,175.87	\$1,548.73	\$1,258.41	\$-290.32
2120	IMRF CONTRIBUTION	\$124.69	\$114.25	\$155.50	\$41.25
2130	FICA CONTRIBUTION	\$97.60	\$86.45	\$103.90	\$17.45
2140	MEDICARE CONTRIBUTION	\$2,748.24	\$3,583.88	\$2,937.74	\$-646.14
2210	LIFE/DISABILITY INSURANCE	\$400.89	\$696.76	\$424.79	\$-271.97
2220	MEDICAL/DENTAL INSURANCE	\$31,811.19	\$41,341.79	\$33,737.13	\$-7,604.66
	Total Object 2000:	\$54,235.40	\$98,777.03	\$79,767.43	\$-19,009.60
3120	CONSULTANTS	\$55,780.57	\$106,000.00	\$120,000.00	\$14,000.00

Glenbrook High School Dist 225

Expenditure Budget Report - by Program by Fund Group

FOR PERIOD ENDING: June 30, 2009

		<u>2009 Actual</u>	<u>2009 Budget</u>	<u>2010 Budget</u>	<u>Budget Variance</u>
3190	OTHER PROF & TECH SVCS	\$0.00	\$0.00	\$0.00	\$0.00
	Total Object 3000:	\$55,780.57	\$106,000.00	\$120,000.00	\$14,000.00
4100	SUPPLIES-GENERAL	\$17,373.27	\$20,000.00	\$42,500.00	\$22,500.00
4109	SUPPLIES-DEPARTMENTAL	\$0.00	\$0.00	\$0.00	\$0.00
	Total Object 4000:	\$17,373.27	\$20,000.00	\$42,500.00	\$22,500.00
5400	EQUIPMENT	\$0.00	\$91,000.00	\$29,556.00	\$-61,444.00
	Total Object 5000:	\$0.00	\$91,000.00	\$29,556.00	\$-61,444.00
	Total Program 6366 (IDEA-PL 94-142 (4620)) :	\$315,094.34	\$503,483.03	\$452,616.43	\$-50,866.60

Program Code: 6380 Medicaid (4900)

1510	SUPPORT STAFF	\$0.00	\$0.00	\$0.00	\$0.00
	Total Object 1000:	\$0.00	\$0.00	\$0.00	\$0.00
2115	TRS-2.2	\$0.00	\$0.00	\$0.00	\$0.00
2120	IMRF CONTRIBUTION	\$0.00	\$0.00	\$0.00	\$0.00
2130	FICA CONTRIBUTION	\$0.00	\$0.00	\$0.00	\$0.00
2140	MEDICARE CONTRIBUTION	\$0.00	\$0.00	\$0.00	\$0.00
2210	LIFE/DISABILITY INSURANCE	\$0.00	\$0.00	\$0.00	\$0.00
2220	MEDICAL/DENTAL INSURANCE	\$0.00	\$0.00	\$0.00	\$0.00
	Total Object 2000:	\$0.00	\$0.00	\$0.00	\$0.00
3118	IMPROVEMENT OF INSTRUCTION	\$0.00	\$0.00	\$0.00	\$0.00
3120	CONSULTANTS	\$0.00	\$0.00	\$0.00	\$0.00
3142	STAFF DEVELOPMENT	\$0.00	\$0.00	\$0.00	\$0.00
3190	OTHER PROF & TECH SVCS	\$1,409.74	\$0.00	\$0.00	\$0.00
3320	PROFESSIONAL DEVELOPMENT	\$0.00	\$0.00	\$0.00	\$0.00
3900	OTHER CONTRACTUAL SERVICES	\$0.00	\$0.00	\$0.00	\$0.00
	Total Object 3000:	\$1,409.74	\$0.00	\$0.00	\$0.00

Glenbrook High School Dist 225

Expenditure Budget Report - by Program by Fund Group

FOR PERIOD ENDING: June 30, 2009

		<u>2009 Actual</u>	<u>2009 Budget</u>	<u>2010 Budget</u>	<u>Budget Variance</u>
4100	SUPPLIES-GENERAL	\$0.00	\$0.00	\$0.00	\$0.00
4700	SOFTWARE / NCON TECH SUPPLIES	\$0.00	\$0.00	\$0.00	\$0.00
	Total Object 4000:	\$0.00	\$0.00	\$0.00	\$0.00
5400	EQUIPMENT	\$0.00	\$0.00	\$0.00	\$0.00
5409	EQUIPMENT-SPEC ITEMS	\$0.00	\$0.00	\$0.00	\$0.00
5411	TECHNOLOGY EQUIPMENT	\$0.00	\$0.00	\$0.00	\$0.00
	Total Object 5000:	\$0.00	\$0.00	\$0.00	\$0.00
6900	CONTINGENCIES	\$0.00	\$0.00	\$0.00	\$0.00
	Total Object 6000:	\$0.00	\$0.00	\$0.00	\$0.00
	Total Program 6380 (Medicaid (4900)) :	\$1,409.74	\$0.00	\$0.00	\$0.00
<u>Program Code: 6420 Carl Perkins (4745)</u>					
1310	TEACHERS	\$25,563.49	\$22,797.00	\$0.00	\$-22,797.00
1350	TEACHERS-STIPENDS	\$3,800.00	\$3,800.00	\$0.00	\$-3,800.00
1410	PARAPROFESSIONALS	\$0.00	\$0.00	\$0.00	\$0.00
	Total Object 1000:	\$29,363.49	\$26,597.00	\$0.00	\$-26,597.00
2112	TRS-FED FUNDS CONTRIBUTION	\$3,274.67	\$0.00	\$0.00	\$0.00
2115	TRS-2.2	\$171.75	\$0.00	\$0.00	\$0.00
2118	TRS HEALTH INSURANCE	\$186.59	\$0.00	\$0.00	\$0.00
2130	FICA CONTRIBUTION	\$0.00	\$0.00	\$0.00	\$0.00
2140	MEDICARE CONTRIBUTION	\$47.10	\$53.70	\$50.35	\$-3.35
2210	LIFE/DISABILITY INSURANCE	\$89.64	\$0.00	\$0.00	\$0.00
2220	MEDICAL/DENTAL INSURANCE	\$2,921.20	\$0.00	\$0.00	\$0.00
	Total Object 2000:	\$6,690.95	\$53.70	\$50.35	\$-3.35
3113	TESTING SERVICES	\$0.00	\$0.00	\$0.00	\$0.00
3230	REPAIRS & MAINT SERVICES	\$3,500.00	\$3,500.00	\$0.00	\$-3,500.00
3320	PROFESSIONAL DEVELOPMENT	\$0.00	\$0.00	\$0.00	\$0.00

Glenbrook High School Dist 225

Expenditure Budget Report - by Program by Fund Group

FOR PERIOD ENDING: June 30, 2009

		<u>2009 Actual</u>	<u>2009 Budget</u>	<u>2010 Budget</u>	<u>Budget Variance</u>
Total Object 3000:		\$3,500.00	\$3,500.00	\$0.00	\$-3,500.00
4109	SUPPLIES-DEPARTMENTAL	\$6,533.81	\$6,534.00	\$0.00	\$-6,534.00
4140	NON-CONSUMABLE SUPPLIES	\$0.00	\$0.00	\$0.00	\$0.00
4700	SOFTWARE / NCON TECH SUPPLIES	\$0.00	\$0.00	\$0.00	\$0.00
Total Object 4000:		\$6,533.81	\$6,534.00	\$0.00	\$-6,534.00
5400	EQUIPMENT	\$59,041.99	\$58,597.00	\$0.00	\$-58,597.00
Total Object 5000:		\$59,041.99	\$58,597.00	\$0.00	\$-58,597.00
7140	NON-CONSUMABLE SUPPLIES	\$0.00	\$0.00	\$0.00	\$0.00
Total Object 7000:		\$0.00	\$0.00	\$0.00	\$0.00
Total Program 6420 (Carl Perkins (4745)) :		\$105,130.24	\$95,281.70	\$50.35	\$-95,231.35
<u>Program Code: 6460 Career & Tech Ed Improvement (3220)</u>					
1310	TEACHERS	\$2,800.00	\$2,800.00	\$0.00	\$-2,800.00
Total Object 1000:		\$2,800.00	\$2,800.00	\$0.00	\$-2,800.00
2115	TRS-2.2	\$16.24	\$0.00	\$0.00	\$0.00
2118	TRS HEALTH INSURANCE	\$17.64	\$0.00	\$0.00	\$0.00
2140	MEDICARE CONTRIBUTION	\$27.26	\$59.18	\$29.14	\$-30.04
2220	MEDICAL/DENTAL INSURANCE	\$0.00	\$0.00	\$0.00	\$0.00
Total Object 2000:		\$61.14	\$59.18	\$29.14	\$-30.04
3118	IMPROVEMENT OF INSTRUCTION	\$0.00	\$0.00	\$0.00	\$0.00
3320	PROFESSIONAL DEVELOPMENT	\$2,994.74	\$3,000.00	\$0.00	\$-3,000.00
Total Object 3000:		\$2,994.74	\$3,000.00	\$0.00	\$-3,000.00
4100	SUPPLIES-GENERAL	\$36,777.63	\$36,750.00	\$0.00	\$-36,750.00
4140	NON-CONSUMABLE SUPPLIES	\$29,977.63	\$30,000.00	\$0.00	\$-30,000.00
4700	SOFTWARE / NCON TECH SUPPLIES	\$0.00	\$0.00	\$0.00	\$0.00

Glenbrook High School Dist 225

Expenditure Budget Report - by Program by Fund Group

FOR PERIOD ENDING: June 30, 2009

		<u>2009 Actual</u>	<u>2009 Budget</u>	<u>2010 Budget</u>	<u>Budget Variance</u>
Total Object 4000:		\$66,755.26	\$66,750.00	\$0.00	\$-66,750.00
5400	EQUIPMENT	\$0.00	\$0.00	\$0.00	\$0.00
Total Object 5000:		\$0.00	\$0.00	\$0.00	\$0.00
7140	NON-CONSUMABLE SUPPLIES	\$0.00	\$0.00	\$0.00	\$0.00
Total Object 7000:		\$0.00	\$0.00	\$0.00	\$0.00
ram 6460 (Career & Tech Ed Improvement (3220)) :		\$72,611.14	\$72,609.18	\$29.14	\$-72,580.04
<u>Program Code: 6480 Technology Enhancing Ed Formula (4971)</u>					
1350	TEACHERS-STIPENDS	\$0.00	\$0.00	\$0.00	\$0.00
Total Object 1000:		\$0.00	\$0.00	\$0.00	\$0.00
2115	TRS-2.2	\$0.00	\$0.00	\$0.00	\$0.00
Total Object 2000:		\$0.00	\$0.00	\$0.00	\$0.00
3320	PROFESSIONAL DEVELOPMENT	\$1,892.00	\$1,892.00	\$0.00	\$-1,892.00
Total Object 3000:		\$1,892.00	\$1,892.00	\$0.00	\$-1,892.00
4100	SUPPLIES-GENERAL	\$0.00	\$0.00	\$0.00	\$0.00
Total Object 4000:		\$0.00	\$0.00	\$0.00	\$0.00
6480 (Technology Enhancing Ed Formula (4971)) :		\$1,892.00	\$1,892.00	\$0.00	\$-1,892.00
<u>Program Code: 6485 Smaller Learning Communities (4099)</u>					
1340	TEACHERS-HRLY/PER DIEM	\$0.00	\$0.00	\$0.00	\$0.00
1350	TEACHERS-STIPENDS	\$0.00	\$0.00	\$0.00	\$0.00
Total Object 1000:		\$0.00	\$0.00	\$0.00	\$0.00
2112	TRS-FED FUNDS CONTRIBUTION	\$0.00	\$0.00	\$0.00	\$0.00
2115	TRS-2.2	\$0.00	\$0.00	\$0.00	\$0.00

Glenbrook High School Dist 225

Expenditure Budget Report - by Program by Fund Group

FOR PERIOD ENDING: June 30, 2009

		<u>2009 Actual</u>	<u>2009 Budget</u>	<u>2010 Budget</u>	<u>Budget Variance</u>
2118	TRS HEALTH INSURANCE	\$0.00	\$0.00	\$0.00	\$0.00
2130	FICA CONTRIBUTION	\$0.00	\$0.00	\$0.00	\$0.00
2140	MEDICARE CONTRIBUTION	\$0.00	\$0.00	\$0.00	\$0.00
	Total Object 2000:	\$0.00	\$0.00	\$0.00	\$0.00
3120	CONSULTANTS	\$0.00	\$0.00	\$0.00	\$0.00
3320	PROFESSIONAL DEVELOPMENT	\$0.00	\$0.00	\$0.00	\$0.00
	Total Object 3000:	\$0.00	\$0.00	\$0.00	\$0.00
4109	SUPPLIES-DEPARTMENTAL	\$0.00	\$0.00	\$0.00	\$0.00
	Total Object 4000:	\$0.00	\$0.00	\$0.00	\$0.00
	gram 6485 (Smaller Learning Communities (4099)) :	\$0.00	\$0.00	\$0.00	\$0.00
<u>Program Code: 6490 Closing The Gap (3792)</u>					
3320	PROFESSIONAL DEVELOPMENT	\$0.00	\$0.00	\$0.00	\$0.00
	Total Object 3000:	\$0.00	\$0.00	\$0.00	\$0.00
4100	SUPPLIES-GENERAL	\$0.00	\$0.00	\$0.00	\$0.00
4109	SUPPLIES-DEPARTMENTAL	\$0.00	\$0.00	\$0.00	\$0.00
4140	NON-CONSUMABLE SUPPLIES	\$0.00	\$0.00	\$0.00	\$0.00
	Total Object 4000:	\$0.00	\$0.00	\$0.00	\$0.00
7140	NON-CONSUMABLE SUPPLIES	\$0.00	\$0.00	\$0.00	\$0.00
	Total Object 7000:	\$0.00	\$0.00	\$0.00	\$0.00
	Total Program 6490 (Closing The Gap (3792)) :	\$0.00	\$0.00	\$0.00	\$0.00
<u>Program Code: 6580 DCEO Energy & Recycling (3999)</u>					
2115	TRS-2.2	\$0.00	\$0.00	\$0.00	\$0.00
2118	TRS HEALTH INSURANCE	\$0.00	\$0.00	\$0.00	\$0.00
2120	IMRF CONTRIBUTION	\$0.00	\$0.00	\$0.00	\$0.00

Glenbrook High School Dist 225

Expenditure Budget Report - by Program by Fund Group

FOR PERIOD ENDING: June 30, 2009

		<u>2009 Actual</u>	<u>2009 Budget</u>	<u>2010 Budget</u>	<u>Budget Variance</u>
2130	FICA CONTRIBUTION	\$0.00	\$0.00	\$0.00	\$0.00
2140	MEDICARE CONTRIBUTION	\$0.00	\$0.00	\$0.00	\$0.00
	Total Object 2000:	\$0.00	\$0.00	\$0.00	\$0.00
3320	PROFESSIONAL DEVELOPMENT	\$0.00	\$0.00	\$0.00	\$0.00
	Total Object 3000:	\$0.00	\$0.00	\$0.00	\$0.00
4109	SUPPLIES-DEPARTMENTAL	\$0.00	\$0.00	\$0.00	\$0.00
	Total Object 4000:	\$0.00	\$0.00	\$0.00	\$0.00
5400	EQUIPMENT	\$9,834.25	\$10,000.00	\$0.00	\$-10,000.00
	Total Object 5000:	\$9,834.25	\$10,000.00	\$0.00	\$-10,000.00
	Program 6580 (DCEO Energy & Recycling (3999)) :	\$9,834.25	\$10,000.00	\$0.00	\$-10,000.00
<u>Program Code: 6585 IL Innovation Talent (3999)</u>					
1350	TEACHERS-STIPENDS	\$4,215.83	\$4,216.00	\$0.00	\$-4,216.00
	Total Object 1000:	\$4,215.83	\$4,216.00	\$0.00	\$-4,216.00
2115	TRS-2.2	\$24.47	\$0.00	\$0.00	\$0.00
2118	TRS HEALTH INSURANCE	\$26.57	\$0.00	\$0.00	\$0.00
2140	MEDICARE CONTRIBUTION	\$60.90	\$0.00	\$65.10	\$65.10
	Total Object 2000:	\$111.94	\$0.00	\$65.10	\$65.10
3320	PROFESSIONAL DEVELOPMENT	\$129.35	\$129.00	\$0.00	\$-129.00
	Total Object 3000:	\$129.35	\$129.00	\$0.00	\$-129.00
4109	SUPPLIES-DEPARTMENTAL	\$654.82	\$655.00	\$0.00	\$-655.00
	Total Object 4000:	\$654.82	\$655.00	\$0.00	\$-655.00
	Total Program 6585 (IL Innovation Talent (3999)) :	\$5,111.94	\$5,000.00	\$65.10	\$-4,934.90

Glenbrook High School Dist 225

Expenditure Budget Report - by Program by Fund Group

FOR PERIOD ENDING: June 30, 2009

		<u>2009 Actual</u>	<u>2009 Budget</u>	<u>2010 Budget</u>	<u>Budget Variance</u>
<u>Program Code: 6590 School Library Per Capita Grant (3999)</u>					
4109	SUPPLIES-DEPARTMENTAL	\$3,418.69	\$3,418.69	\$0.00	\$-3,418.69
Total Object 4000:		\$3,418.69	\$3,418.69	\$0.00	\$-3,418.69
am 6590 (School Library Per Capita Grant (3999)) :		\$3,418.69	\$3,418.69	\$0.00	\$-3,418.69
<u>Program Code: 9010 Plant Operations</u>					
1610	CUSTODIANS	\$2,163,622.00	\$2,183,699.00	\$2,519,568.00	\$335,869.00
1620	CUSTODIANS-OVERTIME	\$72,965.34	\$82,547.75	\$81,675.00	\$-872.75
1630	CUSTODIANS-SUMMER HELP	\$0.00	\$0.00	\$0.00	\$0.00
1640	CUSTODIANS-BUILDING RENTAL	\$75,285.18	\$80,000.00	\$90,000.00	\$10,000.00
1650	COURIER	\$0.00	\$0.00	\$0.00	\$0.00
1690	CUSTODIANS-SUBS/HOURLY	\$8,977.30	\$21,606.12	\$22,225.00	\$618.88
1691	CUSTODIANS-SUBS/HOURLY ILLNESS	\$0.00	\$0.00	\$0.00	\$0.00
Total Object 1000:		\$2,320,849.82	\$2,367,852.87	\$2,713,468.00	\$345,615.13
2115	TRS-2.2	\$0.00	\$6.13	\$0.00	\$-6.13
2118	TRS HEALTH INSURANCE	\$0.00	\$6.75	\$0.00	\$-6.75
2120	IMRF CONTRIBUTION	\$178,968.77	\$200,639.83	\$223,197.14	\$22,557.31
2130	FICA CONTRIBUTION	\$140,345.69	\$148,210.29	\$149,408.37	\$1,198.08
2140	MEDICARE CONTRIBUTION	\$32,895.25	\$35,114.90	\$35,163.41	\$48.51
2210	LIFE/DISABILITY INSURANCE	\$4,909.96	\$6,312.51	\$5,202.64	\$-1,109.87
2220	MEDICAL/DENTAL INSURANCE	\$451,951.76	\$386,868.51	\$479,314.28	\$92,445.77
Total Object 2000:		\$809,071.43	\$777,158.92	\$892,285.84	\$115,126.92
3120	CONSULTANTS	\$39,988.00	\$50,000.00	\$50,000.00	\$0.00
3133	CONTRACT LABOR COSTS	\$60,000.00	\$60,000.00	\$60,000.00	\$0.00
3220	CLEANING SERVICES	\$10,985.00	\$5,000.00	\$15,000.00	\$10,000.00
3222	CUSTODIAL SERVICES	\$10,294.26	\$12,447.36	\$13,700.00	\$1,252.64
3230	REPAIRS & MAINT SERVICES	\$3,768.43	\$6,900.00	\$6,900.00	\$0.00
3270	MAINTENANCE SERVICES	\$4,780.00	\$5,000.00	\$5,000.00	\$0.00

Glenbrook High School Dist 225

Expenditure Budget Report - by Program by Fund Group

FOR PERIOD ENDING: June 30, 2009

		<u>2009 Actual</u>	<u>2009 Budget</u>	<u>2010 Budget</u>	<u>Budget Variance</u>
3420	TELEPHONE	\$150,789.79	\$162,500.00	\$154,000.00	\$-8,500.00
3750	SANITATION SERVICES	\$13,439.13	\$17,458.44	\$15,000.00	\$-2,458.44
3760	SCAVENGER SERVICES	\$59,062.41	\$46,151.81	\$52,000.00	\$5,848.19
3770	SECURITY SERVICES	\$101,619.11	\$147,062.57	\$147,720.00	\$657.43
3780	WATER/SEWER SERVICES	\$76,742.00	\$110,000.00	\$91,300.00	\$-18,700.00
3850	BUDGETED LOSSES	\$0.00	\$10,000.00	\$10,000.00	\$0.00
	Total Object 3000:	\$531,468.13	\$632,520.18	\$620,620.00	\$-11,900.18
4140	NON-CONSUMABLE SUPPLIES	\$16,081.43	\$0.00	\$0.00	\$0.00
4650	NATURAL GAS	\$631,499.28	\$780,000.00	\$780,000.00	\$0.00
4660	ELECTRICITY	\$1,167,412.45	\$1,220,000.00	\$1,221,200.00	\$1,200.00
4700	SOFTWARE / NCON TECH SUPPLIES	\$0.00	\$0.00	\$0.00	\$0.00
4800	SUPPLIES-CUSTODIAL	\$19,942.26	\$29,568.82	\$29,600.00	\$31.18
4822	SUPPLIES-CLEANING	\$55,136.76	\$69,817.00	\$70,000.00	\$183.00
4823	SUPPLIES-CONSUMABLES	\$93,354.05	\$75,169.69	\$85,000.00	\$9,830.31
4828	SUPPLIES-UNIFORMS	\$11,491.96	\$11,266.98	\$11,500.00	\$233.02
4830	SUPPLIES-LAUNDRY	\$0.00	\$0.00	\$0.00	\$0.00
4870	SUPPLIES-VEHICLES	\$79.75	\$500.00	\$200.00	\$-300.00
	Total Object 4000:	\$1,994,997.94	\$2,186,322.49	\$2,197,500.00	\$11,177.51
5400	EQUIPMENT	\$29,659.85	\$48,939.43	\$20,280.00	\$-28,659.43
5423	TELECOMMUNICATIONS EQUIPMENT	\$0.00	\$0.00	\$0.00	\$0.00
5500	VEHICLES	\$0.00	\$0.00	\$0.00	\$0.00
	Total Object 5000:	\$29,659.85	\$48,939.43	\$20,280.00	\$-28,659.43
6900	CONTINGENCIES	\$6,239.22	\$60,600.00	\$63,800.00	\$3,200.00
	Total Object 6000:	\$6,239.22	\$60,600.00	\$63,800.00	\$3,200.00
7140	NON-CONSUMABLE SUPPLIES	\$0.00	\$0.00	\$0.00	\$0.00
	Total Object 7000:	\$0.00	\$0.00	\$0.00	\$0.00

Glenbrook High School Dist 225

Expenditure Budget Report - by Program by Fund Group

FOR PERIOD ENDING: June 30, 2009

		<u>2009 Actual</u>	<u>2009 Budget</u>	<u>2010 Budget</u>	<u>Budget Variance</u>
Total Program 9010 (Plant Operations) :		\$5,692,286.39	\$6,073,393.89	\$6,507,953.84	\$434,559.95
<u>Program Code: 9015 Safety Committee</u>					
4140	NON-CONSUMABLE SUPPLIES	\$3,748.57	\$4,000.00	\$0.00	\$-4,000.00
Total Object 4000:		\$3,748.57	\$4,000.00	\$0.00	\$-4,000.00
5200	BUILDING IMPROVEMENTS	\$3,088.81	\$7,000.00	\$7,000.00	\$0.00
Total Object 5000:		\$3,088.81	\$7,000.00	\$7,000.00	\$0.00
7140	NON-CONSUMABLE SUPPLIES	\$0.00	\$0.00	\$4,000.00	\$4,000.00
Total Object 7000:		\$0.00	\$0.00	\$4,000.00	\$4,000.00
Total Program 9015 (Safety Committee) :		\$6,837.38	\$11,000.00	\$11,000.00	\$0.00
<u>Program Code: 9050 Building Maintenance</u>					
1110	ADMINISTRATORS	\$94,745.46	\$99,364.00	\$79,642.00	\$-19,722.00
1210	CLERICAL	\$0.00	\$0.00	\$0.00	\$0.00
1710	MAINTENANCE	\$811,390.04	\$835,965.00	\$868,506.00	\$32,541.00
1720	MAINTENANCE-OVERTIME	\$28,297.97	\$28,128.64	\$18,500.00	\$-9,628.64
Total Object 1000:		\$934,433.47	\$963,457.64	\$966,648.00	\$3,190.36
2110	TRS	\$8,612.02	\$8,530.00	\$6,926.00	\$-1,604.00
2115	TRS-2.2	\$599.41	\$629.14	\$636.75	\$7.61
2118	TRS HEALTH INSURANCE	\$651.14	\$693.46	\$696.85	\$3.39
2120	IMRF CONTRIBUTION	\$64,993.98	\$57,194.94	\$81,055.88	\$23,860.94
2130	FICA CONTRIBUTION	\$50,867.03	\$50,894.04	\$54,151.72	\$3,257.68
2140	MEDICARE CONTRIBUTION	\$13,220.13	\$13,363.78	\$14,131.67	\$767.89
2210	LIFE/DISABILITY INSURANCE	\$2,058.82	\$2,551.49	\$2,181.55	\$-369.94
2220	MEDICAL/DENTAL INSURANCE	\$142,445.61	\$152,020.27	\$151,069.69	\$-950.58
Total Object 2000:		\$283,448.14	\$285,877.12	\$310,850.11	\$24,972.99
3141	INSERVICE	\$582.19	\$5,000.00	\$5,000.00	\$0.00

Glenbrook High School Dist 225

Expenditure Budget Report - by Program by Fund Group

FOR PERIOD ENDING: June 30, 2009

		<u>2009 Actual</u>	<u>2009 Budget</u>	<u>2010 Budget</u>	<u>Budget Variance</u>
3270	MAINTENANCE SERVICES	\$89,539.99	\$87,137.75	\$96,437.00	\$9,299.25
3272	ELECTRICAL SERVICES	\$34,274.14	\$30,186.52	\$32,548.00	\$2,361.48
3273	ELEVATOR SERVICES	\$12,423.63	\$11,057.50	\$12,000.00	\$942.50
3275	HVAC-REFRIGERATION SERVICES	\$70,564.18	\$57,924.90	\$74,000.00	\$16,075.10
3277	PLUMBING SERVICES	\$14,805.42	\$24,457.23	\$26,000.00	\$1,542.77
3320	PROFESSIONAL DEVELOPMENT	\$3,126.97	\$3,000.00	\$3,500.00	\$500.00
	Total Object 3000:	\$225,316.52	\$218,763.90	\$249,485.00	\$30,721.10
4140	NON-CONSUMABLE SUPPLIES	\$22,733.04	\$0.00	\$0.00	\$0.00
4840	SUPPLIES-MAINTENANCE	\$66,423.35	\$63,204.30	\$79,280.00	\$16,075.70
4842	SUPPLIES-ELECTRIC/LIGHTING	\$47,740.07	\$54,034.50	\$50,000.00	\$-4,034.50
4844	SUPPLIES-HVAC	\$64,910.40	\$52,981.44	\$58,000.00	\$5,018.56
4846	SUPPLIES-PAINTING	\$13,328.47	\$14,774.74	\$16,000.00	\$1,225.26
4847	SUPPLIES-PLUMBING	\$21,346.43	\$24,832.75	\$24,300.00	\$-532.75
	Total Object 4000:	\$236,481.76	\$209,827.73	\$227,580.00	\$17,752.27
5400	EQUIPMENT	\$17,107.37	\$45,779.73	\$45,000.00	\$-779.73
	Total Object 5000:	\$17,107.37	\$45,779.73	\$45,000.00	\$-779.73
7140	NON-CONSUMABLE SUPPLIES	\$0.00	\$0.00	\$0.00	\$0.00
	Total Object 7000:	\$0.00	\$0.00	\$0.00	\$0.00
	Total Program 9050 (Building Maintenance) :	\$1,696,787.26	\$1,723,706.12	\$1,799,563.11	\$75,856.99
<u>Program Code: 9080 Grounds Maintenance</u>					
1715	GROUNDS	\$257,396.00	\$257,396.00	\$257,714.00	\$318.00
1725	GROUNDS-OVERTIME	\$20,121.92	\$15,026.40	\$16,175.00	\$1,148.60
1735	GROUNDS-SUMMER HELP	\$0.00	\$0.00	\$0.00	\$0.00
	Total Object 1000:	\$277,517.92	\$272,422.40	\$273,889.00	\$1,466.60
2120	IMRF CONTRIBUTION	\$21,505.66	\$23,697.16	\$26,820.33	\$3,123.17
2130	FICA CONTRIBUTION	\$16,777.41	\$17,407.92	\$17,860.79	\$452.87

Glenbrook High School Dist 225

Expenditure Budget Report - by Program by Fund Group

FOR PERIOD ENDING: June 30, 2009

		<u>2009 Actual</u>	<u>2009 Budget</u>	<u>2010 Budget</u>	<u>Budget Variance</u>
2140	MEDICARE CONTRIBUTION	\$3,923.63	\$4,096.03	\$4,194.17	\$98.14
2210	LIFE/DISABILITY INSURANCE	\$442.80	\$566.08	\$469.20	\$-96.88
2220	MEDICAL/DENTAL INSURANCE	\$40,848.12	\$42,986.50	\$43,321.19	\$334.69
	Total Object 2000:	\$83,497.62	\$88,753.69	\$92,665.68	\$3,911.99
3270	MAINTENANCE SERVICES	\$63,397.86	\$46,423.17	\$51,000.00	\$4,576.83
	Total Object 3000:	\$63,397.86	\$46,423.17	\$51,000.00	\$4,576.83
4140	NON-CONSUMABLE SUPPLIES	\$13,578.91	\$4,801.00	\$0.00	\$-4,801.00
4820	SUPPLIES-GROUNDS	\$83,608.20	\$76,617.85	\$79,490.00	\$2,872.15
4870	SUPPLIES-VEHICLES	\$25,484.81	\$28,129.85	\$30,000.00	\$1,870.15
	Total Object 4000:	\$122,671.92	\$109,548.70	\$109,490.00	\$-58.70
5400	EQUIPMENT	\$-259.90	\$18,518.01	\$28,000.00	\$9,481.99
5500	VEHICLES	\$0.00	\$0.00	\$0.00	\$0.00
	Total Object 5000:	\$-259.90	\$18,518.01	\$28,000.00	\$9,481.99
7140	NON-CONSUMABLE SUPPLIES	\$0.00	\$0.00	\$0.00	\$0.00
	Total Object 7000:	\$0.00	\$0.00	\$0.00	\$0.00
	Total Program 9080 (Grounds Maintenance) :	\$546,825.42	\$535,665.97	\$555,044.68	\$19,378.71
<u>Program Code: 9810 Asphalt/Concrete Work</u>					
5300	SITE IMPROVEMENTS	\$0.00	\$0.00	\$0.00	\$0.00
	Total Object 5000:	\$0.00	\$0.00	\$0.00	\$0.00
	Total Program 9810 (Asphalt/Concrete Work) :	\$0.00	\$0.00	\$0.00	\$0.00
<u>Program Code: 9812 Floor Coverings</u>					
4140	NON-CONSUMABLE SUPPLIES	\$0.00	\$0.00	\$0.00	\$0.00
	Total Object 4000:	\$0.00	\$0.00	\$0.00	\$0.00

Glenbrook High School Dist 225

Expenditure Budget Report - by Program by Fund Group

FOR PERIOD ENDING: June 30, 2009

		<u>2009 Actual</u>	<u>2009 Budget</u>	<u>2010 Budget</u>	<u>Budget Variance</u>
7140	NON-CONSUMABLE SUPPLIES	\$0.00	\$0.00	\$0.00	\$0.00
	Total Object 7000:	\$0.00	\$0.00	\$0.00	\$0.00
	Total Program 9812 (Floor Coverings) :	\$0.00	\$0.00	\$0.00	\$0.00
<u>Program Code: 9820 Performance Contract</u>					
3270	MAINTENANCE SERVICES	\$138,877.45	\$140,000.00	\$146,000.00	\$6,000.00
	Total Object 3000:	\$138,877.45	\$140,000.00	\$146,000.00	\$6,000.00
	Total Program 9820 (Performance Contract) :	\$138,877.45	\$140,000.00	\$146,000.00	\$6,000.00
<u>Program Code: 9823 Remodeling Facilities</u>					
2120	IMRF CONTRIBUTION	\$363.60	\$0.00	\$453.46	\$453.46
2130	FICA CONTRIBUTION	\$278.98	\$0.00	\$296.99	\$296.99
2140	MEDICARE CONTRIBUTION	\$65.25	\$0.00	\$69.75	\$69.75
	Total Object 2000:	\$707.83	\$0.00	\$820.20	\$820.20
	Total Program 9823 (Remodeling Facilities) :	\$707.83	\$0.00	\$820.20	\$820.20
<u>Program Code: 9830 Special Projects</u>					
4140	NON-CONSUMABLE SUPPLIES	\$0.00	\$0.00	\$0.00	\$0.00
	Total Object 4000:	\$0.00	\$0.00	\$0.00	\$0.00
5200	BUILDING IMPROVEMENTS	\$0.00	\$0.00	\$0.00	\$0.00
5210	ARCHITECT FEES	\$0.00	\$0.00	\$0.00	\$0.00
	Total Object 5000:	\$0.00	\$0.00	\$0.00	\$0.00
7140	NON-CONSUMABLE SUPPLIES	\$0.00	\$0.00	\$0.00	\$0.00
	Total Object 7000:	\$0.00	\$0.00	\$0.00	\$0.00
	Total Program 9830 (Special Projects) :	\$0.00	\$0.00	\$0.00	\$0.00

Glenbrook High School Dist 225

Expenditure Budget Report - by Program by Fund Group

FOR PERIOD ENDING: June 30, 2009

	<u>2009 Actual</u>	<u>2009 Budget</u>	<u>2010 Budget</u>	<u>Budget Variance</u>
Total per Report:	\$87,813,939.95	\$90,858,973.95	\$93,911,082.23	\$3,052,108.28



DEBT SERVICE
FUND

NORTHFIELD TOWNSHIP
HIGH SCHOOL DISTRICT NUMBER 225

The Debt Service Fund is composed solely of the Debt Service. Debt recorded in this fund consists of principal and interest payments to pay off bonds issued by the school district.

Glenbrook High School Dist 225
Revenue Budget Report - by Function by Fund Group
Debt Service Funds
For Period Ending: June 30, 2009

Function	Description	2009 Actual	2009 Budget	2010 Budget	Budget Variance
1111	GEN TAXES-CURRENT YEAR LEVY	3,019,647.30	2,971,311.00	3,218,346.00	247,035.00
1112	GEN TAXES-PRIOR YEAR LEVY	3,792,598.71	3,830,952.00	3,959,177.00	128,225.00
1113	GEN TAXES-PRIOR YEARS LEVIES	(22,902.82)	(20,000.00)	(24,000.00)	(4,000.00)
1510	INTEREST ON INVESTMENTS	70,466.00	90,963.00	40,002.00	(50,961.00)
	TOTAL REVENUE FROM LOCAL SOURCES	6,859,809.19	6,873,226.00	7,193,525.00	320,299.00
7230	ACCRUED INTEREST ON BONDS SOLD	2,173.17	-	-	-
7400	PERMANENT TRFR FROM BLDG FUND	-	-	1,635,495.00	1,635,495.00
	TOTAL REVENUE FROM OTHER FUNDS	2,173.17	-	1,635,495.00	1,635,495.00
	TOTAL ALL DEBT SERVICE REVENUES	6,861,982.36	6,873,226.00	8,829,020.00	1,955,794.00

Glenbrook High School Dist 225

Expenditure Budget Report - by Program by Fund Group

FOR PERIOD ENDING: June 30, 2009

		<u>2009 Actual</u>	<u>2009 Budget</u>	<u>2010 Budget</u>	<u>Budget Variance</u>
<u>Program Code: 1000 Regular Instruction</u>					
3171	BANK FEES & CHARGES	\$10,132.00	\$14,000.00	\$14,500.00	\$500.00
	Total Object 3000:	\$10,132.00	\$14,000.00	\$14,500.00	\$500.00
6100	REDEMPTION OF PRINCIPAL	\$3,065,000.00	\$5,565,000.00	\$4,870,630.00	\$-694,370.00
6200	INTEREST ON BONDS	\$3,879,361.58	\$3,868,496.00	\$3,832,584.00	\$-35,912.00
6900	CONTINGENCIES	\$25,000.00	\$50,000.00	\$50,000.00	\$0.00
	Total Object 6000:	\$6,969,361.58	\$9,483,496.00	\$8,753,214.00	\$-730,282.00
	Total Program 1000 (Regular Instruction) :	\$6,979,493.58	\$9,497,496.00	\$8,767,714.00	\$-729,782.00
	Total per Report:	\$6,979,493.58	\$9,497,496.00	\$8,767,714.00	\$-729,782.00



CAPITAL PROJECTS

NORTHFIELD TOWNSHIP
HIGH SCHOOL DISTRICT NUMBER 225

**The Capital Projects are composed of the following funds: Capital Projects
and Life Safety**

Glenbrook High School Dist 225
Revenue Budget Report - by Function by Fund Group
Capital Project Funds
For Period Ending: June 30, 2009

Function	Description	2009 Actual	2009 Budget	2010 Budget	Budget Variance
1111	GEN TAXES-CURRENT YEAR LEVY	-	-	-	-
1112	GEN TAXES-PRIOR YEAR LEVY	-	-	-	-
1113	GEN TAXES-PRIOR YEARS LEVIES	-	-	-	-
1230	CORPORATE PERS PROP REPL TAX	2,324,650.57	2,622,420.00	1,787,804.00	(834,616.00)
1291	TIF DISTRICT DISTRIBUTION	-	-	-	-
1292	THE GLEN MAKE-WHOLE PAYMENTS	-	-	-	-
1510	INTEREST ON INVESTMENTS	707,545.06	803,453.00	111,589.00	(691,864.00)
1911	RENTAL/FACILITIES-DIST	42,854.04	-	200,000.00	200,000.00
1921	DEVELOPERS CONTRIBUTIONS	52,433.87	30,000.00	40,000.00	10,000.00
	TOTAL REVENUE FROM LOCAL SOURCES	3,127,483.54	3,455,873.00	2,139,393.00	(1,316,480.00)
4900	MEDICAID MATCHING FUNDS	-	-	-	-
	TOTAL REVENUE FROM FEDERAL SOURCES	-	-	-	-
7210	PRINCIPAL ON BONDS SOLD	978,000.00	-	-	-
7230	ACCRUED INTEREST ON BONDS SOLD	-	-	-	-
7800	TRANSFERS	-	-	2,000,000.00	2,000,000.00
7900	TRANSFERS	2,000,000.00	2,000,000.00	-	(2,000,000.00)
	TOTAL REVENUE FROM OTHER SOURCES	2,978,000.00	2,000,000.00	2,000,000.00	-
	TOTAL ALL CAPITAL PROJECT REVENUES	6,105,483.54	5,455,873.00	4,139,393.00	(1,316,480.00)

Glenbrook High School Dist 225

Expenditure Budget Report - by Program by Fund Group

FOR PERIOD ENDING: June 30, 2009

		<u>2009 Actual</u>	<u>2009 Budget</u>	<u>2010 Budget</u>	<u>Budget Variance</u>
<u>Program Code: 1000 Regular Instruction</u>					
3171	BANK FEES & CHARGES	\$0.00	\$0.00	\$0.00	\$0.00
	Total Object 3000:	\$0.00	\$0.00	\$0.00	\$0.00
6600	TRANSFERS	\$0.00	\$0.00	\$374,865.00	\$374,865.00
	Total Object 6000:	\$0.00	\$0.00	\$374,865.00	\$374,865.00
	Total Program 1000 (Regular Instruction) :	\$0.00	\$0.00	\$374,865.00	\$374,865.00
<u>Program Code: 9010 Plant Operations</u>					
5210	ARCHITECT FEES	\$0.00	\$0.00	\$0.00	\$0.00
	Total Object 5000:	\$0.00	\$0.00	\$0.00	\$0.00
6900	CONTINGENCIES	\$0.00	\$0.00	\$0.00	\$0.00
	Total Object 6000:	\$0.00	\$0.00	\$0.00	\$0.00
	Total Program 9010 (Plant Operations) :	\$0.00	\$0.00	\$0.00	\$0.00
<u>Program Code: 9805 Environmental Services</u>					
7140	NON-CONSUMABLE SUPPLIES	\$0.00	\$0.00	\$0.00	\$0.00
	Total Object 7000:	\$0.00	\$0.00	\$0.00	\$0.00
	Total Program 9805 (Environmental Services) :	\$0.00	\$0.00	\$0.00	\$0.00
<u>Program Code: 9823 Remodeling Facilities</u>					
1620	CUSTODIAN OVERTIME	\$4,572.45	\$5,000.00	\$18,500.00	\$13,500.00
	Total Object 1000:	\$4,572.45	\$5,000.00	\$18,500.00	\$13,500.00
3171	BANK FEES & CHARGES	\$64,975.00	\$0.00	\$2,000.00	\$2,000.00
3180	LEGAL SERVICES	\$1,653.62	\$0.00	\$10,000.00	\$10,000.00
3220	CLEANING SERVICES	\$0.00	\$0.00	\$25,000.00	\$25,000.00

Glenbrook High School Dist 225

Expenditure Budget Report - by Program by Fund Group

FOR PERIOD ENDING: June 30, 2009

		<u>2009 Actual</u>	<u>2009 Budget</u>	<u>2010 Budget</u>	<u>Budget Variance</u>
3230	REPAIRS & MAINTENANCE SERVICES	\$0.00	\$0.00	\$15,000.00	\$15,000.00
3234	MAINTENANCE AGREEMENTS	\$154.00	\$0.00	\$7,000.00	\$7,000.00
3250	RENTALS	\$7,867.90	\$0.00	\$0.00	\$0.00
3760	SCAVENGER SERVICES	\$883.02	\$0.00	\$4,500.00	\$4,500.00
3770	SECURITY SERVICES	\$0.00	\$0.00	\$0.00	\$0.00
3780	WATER/SEWER SERVICES	\$0.00	\$0.00	\$2,000.00	\$2,000.00
3810	PROPERTY INSURANCE	\$0.00	\$0.00	\$0.00	\$0.00
3820	LIABILITY INSURANCE	\$0.00	\$0.00	\$0.00	\$0.00
3900	OTHER CONTRACTUAL SERVICES	\$0.00	\$0.00	\$0.00	\$0.00
	Total Object 3000:	\$75,533.54	\$0.00	\$65,500.00	\$65,500.00
4100	SUPPLIES	\$0.00	\$0.00	\$2,000.00	\$2,000.00
4140	NON-CONSUMABLE SUPPLIES	\$40,642.03	\$0.00	\$0.00	\$0.00
4414	NON-CONSUMABLE SUPPLIES	\$750.00	\$0.00	\$0.00	\$0.00
4650	NATURAL GAS	\$0.00	\$0.00	\$0.00	\$0.00
4660	ELECTRICITY	\$0.00	\$0.00	\$30,000.00	\$30,000.00
	Total Object 4000:	\$41,392.03	\$0.00	\$32,000.00	\$32,000.00
5200	BUILDING IMPROVEMENTS	\$29,669,640.96	\$30,356,256.00	\$5,932,283.00	\$-24,423,973.00
5210	ARCHITECT FEES	\$490,176.29	\$1,062,959.00	\$340,255.00	\$-722,704.00
5212	CONSTRUCTION MANAGEMENT FEES	\$121,514.00	\$973,275.00	\$0.00	\$-973,275.00
5400	EQUIPMENT	\$0.00	\$0.00	\$3,000.00	\$3,000.00
	Total Object 5000:	\$30,281,331.25	\$32,392,490.00	\$6,275,538.00	\$-26,116,952.00
6400	DUES AND FEES	\$2,732.00	\$2,732.00	\$0.00	\$-2,732.00
6900	CONTINGENCIES	\$0.00	\$0.00	\$200,000.00	\$200,000.00
6909	OTHER MISC	\$0.00	\$0.00	\$80,000.00	\$80,000.00
	Total Object 6000:	\$2,732.00	\$2,732.00	\$280,000.00	\$277,268.00
7140	NON-CONSUMABLE SUPPLIES	\$0.00	\$0.00	\$0.00	\$0.00
	Total Object 7000:	\$0.00	\$0.00	\$0.00	\$0.00

Glenbrook High School Dist 225

Expenditure Budget Report - by Program by Fund Group

FOR PERIOD ENDING: June 30, 2009

		<u>2009 Actual</u>	<u>2009 Budget</u>	<u>2010 Budget</u>	<u>Budget Variance</u>
Total Program 9823 (Remodeling Facilities) :		\$30,405,561.27	\$32,400,222.00	\$6,671,538.00	\$-25,728,684.00
<u>Program Code: 9825 Roofing Projects</u>					
5200	BUILDING IMPROVEMENTS	\$0.00	\$0.00	\$0.00	\$0.00
5210	ARCHITECT FEES	\$0.00	\$0.00	\$0.00	\$0.00
5212	CONSTRUCTION MANAGEMENT FEES	\$0.00	\$0.00	\$0.00	\$0.00
5400	EQUIPMENT	\$0.00	\$0.00	\$0.00	\$0.00
5813	LIFE SAFETY-AMEND #13 GBN	\$0.00	\$0.00	\$0.00	\$0.00
Total Object 5000:		\$0.00	\$0.00	\$0.00	\$0.00
6900	CONTINGENCIES	\$0.00	\$0.00	\$0.00	\$0.00
Total Object 6000:		\$0.00	\$0.00	\$0.00	\$0.00
7140	NON-CONSUMABLE SUPPLIES	\$0.00	\$0.00	\$0.00	\$0.00
Total Object 7000:		\$0.00	\$0.00	\$0.00	\$0.00
Total Program 9825 (Roofing Projects) :		\$0.00	\$0.00	\$0.00	\$0.00
<u>Program Code: 9827 Life Safety Amendments</u>					
5200	BUILDING IMPROVEMENTS	\$-17,238.32	\$0.00	\$0.00	\$0.00
5210	ARCHITECT FEES	\$0.00	\$0.00	\$0.00	\$0.00
5212	CONSTRUCTION MANAGEMENT FEES	\$0.00	\$0.00	\$0.00	\$0.00
5400	EQUIPMENT	\$0.00	\$0.00	\$0.00	\$0.00
Total Object 5000:		\$-17,238.32	\$0.00	\$0.00	\$0.00
6900	CONTINGENCIES	\$0.00	\$0.00	\$0.00	\$0.00
Total Object 6000:		\$0.00	\$0.00	\$0.00	\$0.00
Total Program 9827 (Life Safety Amendments) :		\$-17,238.32	\$0.00	\$0.00	\$0.00


Program Code: 9830 Special Projects

Glenbrook High School Dist 225

Expenditure Budget Report - by Program by Fund Group

FOR PERIOD ENDING: June 30, 2009

		<u>2009 Actual</u>	<u>2009 Budget</u>	<u>2010 Budget</u>	<u>Budget Variance</u>
5200	BUILDILNG IMPROVEMENTS	\$224,430.08	\$229,000.00	\$312,330.00	\$83,330.00
5210	ARCHITECT FEES	\$0.00	\$0.00	\$0.00	\$0.00
	Total Object 5000:	\$224,430.08	\$229,000.00	\$312,330.00	\$83,330.00
	Total Program 9830 (Special Projects) :	\$224,430.08	\$229,000.00	\$312,330.00	\$83,330.00
	Total per Report:	\$30,612,753.03	\$32,629,222.00	\$7,358,733.00	\$-25,270,489.00

A large, stylized number '225' in a light green color with a grey shadow and a yellow outline. The number is positioned behind the main title text.

Glenbrook Aquatics PROGRAM

NORTHFIELD TOWNSHIP
HIGH SCHOOL DISTRICT NUMBER 225

The Glenbrook Aquatics Program is utilized to record revenue and expenses associated with aquatics at Glenbrook North High School

Glenbrook High School Dist 225
Revenue Budget Report - by Function by Fund Group
Glenbrook Aquatics
For Period Ending: June 30, 2009

Function	Description	2009 Actual	2009 Budget	2010 Budget	Budget Variance
1510	INTEREST INCOME	992.44	3,500.00	1,000.00	(2,500.00)
1711	HOME SWIM MEETS	52,053.20	40,000.00	52,000.00	12,000.00
1920	FUND RAISING	38,852.33	35,000.00	38,000.00	3,000.00
1991	SWIM MEET ENTRY FEES	34,227.06	30,000.00	34,000.00	4,000.00
1993	MEMBERSHIP FEES	-	-	-	-
1994	DIVING FEES	43,673.67	35,000.00	43,000.00	8,000.00
1995	SWIMMING FEES	222,985.53	200,000.00	222,000.00	22,000.00
TOTAL ALL GLENBROOK AQUATICS REVENUES		392,784.23	343,500.00	390,000.00	46,500.00

Glenbrook High School Dist 225

Expenditure Budget Report - by Program by Fund Group

FOR PERIOD ENDING: June 30, 2009

		<u>2009 Actual</u>	<u>2009 Budget</u>	<u>2010 Budget</u>	<u>Budget Variance</u>
<u>Program Code: 3205 Glenbrook Aquatics</u>					
1510	SUPPORT STAFF	\$0.00	\$0.00	\$69,516.00	\$69,516.00
1590	SUPPORT STAFF-SUBS/HOURLY	\$240,699.54	\$214,688.00	\$250,000.00	\$35,312.00
Total Object 1000:		\$240,699.54	\$214,688.00	\$319,516.00	\$104,828.00
2115	TRS-2.2	\$119.78	\$56.00	\$200.00	\$144.00
2118	TRS HEALTH INSURANCE	\$130.11	\$58.00	\$225.00	\$167.00
2210	LIFE/DISABILITY INSURANCE	\$180.50	\$275.00	\$250.00	\$-25.00
2220	MEDICAL/DENTAL INSURANCE	\$18,701.41	\$17,975.00	\$20,000.00	\$2,025.00
Total Object 2000:		\$19,131.80	\$18,364.00	\$20,675.00	\$2,311.00
3142	STAFF DEVELOPMENT	\$0.00	\$2,000.00	\$1,000.00	\$-1,000.00
3255	BUILDING RENTAL	\$3,008.00	\$5,000.00	\$4,000.00	\$-1,000.00
3256	FACILITY RENTAL-GLENBROOK	\$6,000.00	\$6,000.00	\$6,000.00	\$0.00
3324	STUDENT-LODGING/MEALS	\$15,446.34	\$20,000.00	\$18,000.00	\$-2,000.00
3412	POSTAGE	\$384.54	\$1,000.00	\$500.00	\$-500.00
3420	TELEPHONE	\$0.00	\$0.00	\$0.00	\$0.00
3500	ADVERTISING	\$0.00	\$300.00	\$300.00	\$0.00
3600	PRINTING & BINDING	\$0.00	\$1,000.00	\$500.00	\$-500.00
3900	OTHER CONTRACTUAL SERVICES	\$8,865.00	\$8,000.00	\$8,000.00	\$0.00
Total Object 3000:		\$33,703.88	\$43,300.00	\$38,300.00	\$-5,000.00
4109	SUPPLIES-DEPARTMENTAL	\$130.99	\$2,000.00	\$1,000.00	\$-1,000.00
4135	RECOGNITION SUPPLIES	\$3,320.95	\$5,000.00	\$5,000.00	\$0.00
4140	NON-CONSUMABLE SUPPLIES	\$4,885.78	\$4,000.00	\$4,000.00	\$0.00
4902	FOOD FOR RESALE	\$8,346.63	\$4,000.00	\$6,000.00	\$2,000.00
Total Object 4000:		\$16,684.35	\$15,000.00	\$16,000.00	\$1,000.00
5400	EQUIPMENT	\$-72.26	\$4,000.00	\$1,000.00	\$-3,000.00
Total Object 5000:		\$-72.26	\$4,000.00	\$1,000.00	\$-3,000.00
6400	DUES AND FEES	\$1,694.00	\$1,200.00	\$2,000.00	\$800.00

Glenbrook High School Dist 225

Expenditure Budget Report - by Program by Fund Group

FOR PERIOD ENDING: June 30, 2009

		<u>2009 Actual</u>	<u>2009 Budget</u>	<u>2010 Budget</u>	<u>Budget Variance</u>
6405	AWAY SWIM MEET FEES	\$26,836.18	\$30,000.00	\$30,000.00	\$0.00
6415	USA DIVING FEES	\$758.00	\$2,000.00	\$1,000.00	\$-1,000.00
6425	USA SWIMMING FEES	\$0.00	\$10,000.00	\$5,000.00	\$-5,000.00
6900	CONTINGENCIES	\$0.00	\$0.00	\$0.00	\$0.00
6909	OTHER MISC	\$41,897.83	\$35,000.00	\$40,000.00	\$5,000.00
	Total Object 6000:	\$71,186.01	\$78,200.00	\$78,000.00	\$-200.00
	Total Program 3205 (Glenbrook Aquatics) :	\$381,333.32	\$373,552.00	\$473,491.00	\$99,939.00
	Total per Report:	\$381,333.32	\$373,552.00	\$473,491.00	\$99,939.00