

# **Progress Updates**

## **Learning and Operational Plan for the 2020-21 School Year**

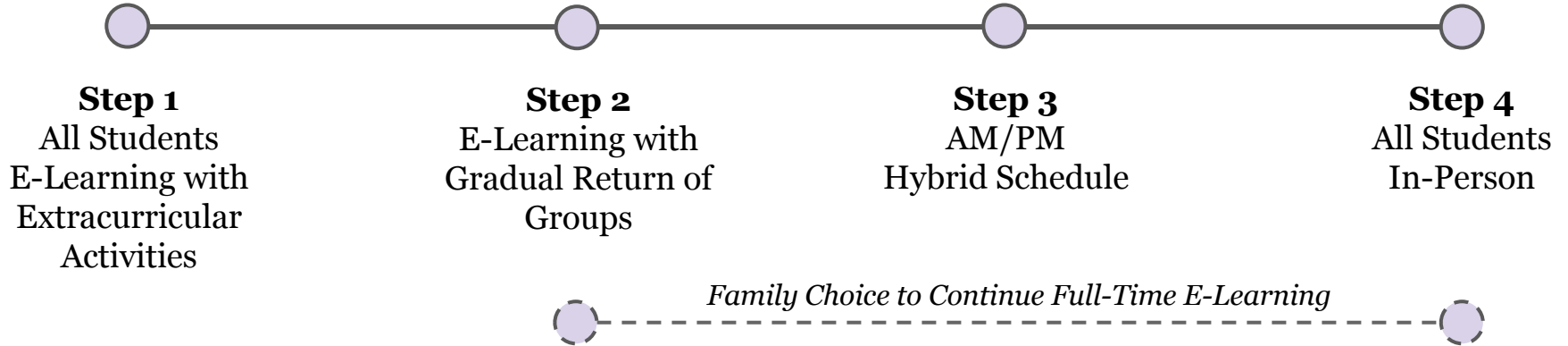
Monday, September 21, 2020

# Our Guiding Principles

1. Maintain the health and safety of all students and staff;
2. Provide meaningful and engaging academic experiences for all students;
3. Address the social and emotional needs of all students;
4. Provide consistency and stability for all students and staff; and
5. Provide continuous professional learning opportunities for staff that address learning needs unique to this time.

# Learning Plan Continuum and Indicators

*We are committed to providing live touchpoints every day for every student with every teacher in every class.*



- Compliance with Cook County Department of Public Health Guidance
- Implemented Contact Tracing Protocol and Measures to Support Contact Tracing
- Implementation of 6 Foot Social Distancing Strategies
- Implemented Cleaning Protocol and Supplies
- Sufficient Inventory/Access to Required PPE
- Sufficient Staff to Provide Supervision (Including Substitute Availability)
- Pedagogical Considerations (Instructional Integrity and Stability for All)

# Metrics

## Health Metrics

Local, state, and federal health agency information, data, and guidance.

1. Average Weekly Cases Per 100,000
2. Test Positivity %
3. Increased Cases - Rolling 7 Day Average
4. Increased Youth Cases - Rolling 7 Day Average

## Operations Metrics

The resources and preparations necessary to safely and effectively bring students back on campus for learning.

1. Sufficient Inventory / Access to Required PPE
2. Implementation of 6 Foot Radius for Learning Spaces
3. Personnel

# Health Metric Definitions

Geographic Region	Description
IDPH Region 10 <a href="#">[Link]</a>	All of Cook County excluding the City of Chicago
Cook County - North Health District <a href="#">[Link]</a> - School Metrics]	North Suburban Cook County
Glenbrook + Border Zip Codes <a href="#">[Link]</a>	60025, 60026, 60062, 60015, 60016, 60022, 60029, 60035, 60053, 60056, 60070, 60077, 60089, 60090, 60091, 60093, 60714
Glenbrook <a href="#">[Link]</a>	60025, 60026, 60062

# Health Metric 1: Average Weekly Cases Per 100,000

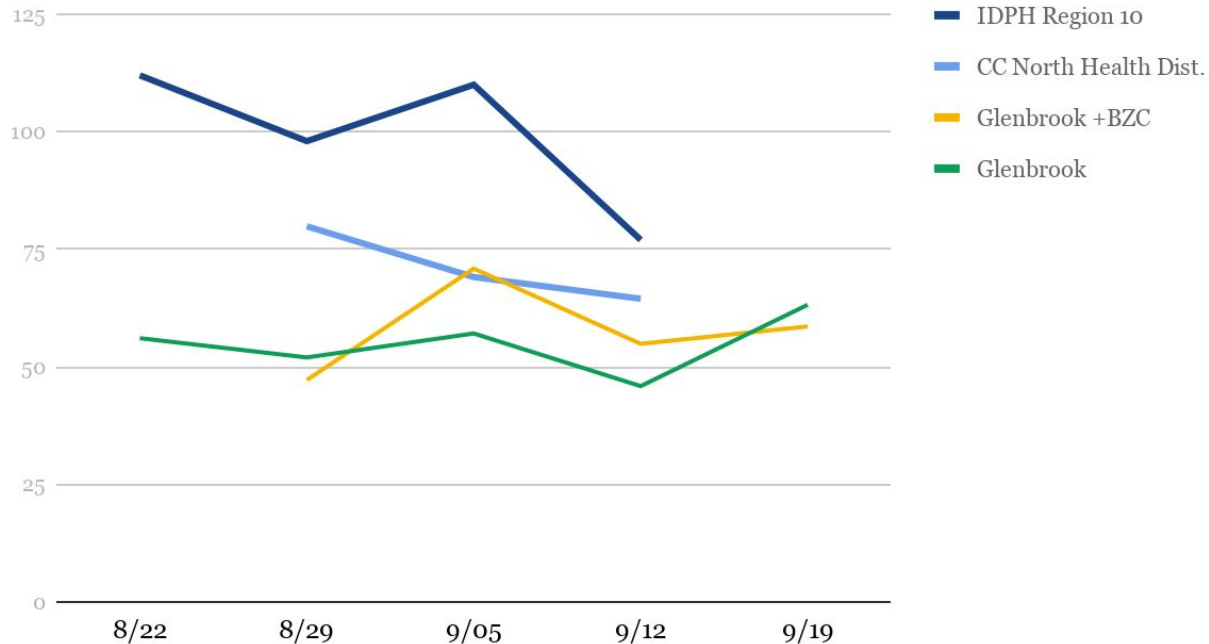
Learning Continuum Step Risk of COVID-19 Spread	Step 4	Step 3	Step 2	Step 1
	None	Minimal	Moderate	Substantial
Case Count	Less than 10	10 - 49	50 - 99	More than 100
IDPH Region 10			77*	
Cook County - North Health District			64.48*	
Glenbrook + Border Zip Codes			58.6**	
Glenbrook Zip Codes			63.2**	

\* Data from September 12, 2020

\*\* Data from September 19, 2020

# Health Metric 1: Average Weekly Cases Per 100,000

Average Weekly Cases Per 100,000



# Health Metric 2: Test Positivity %

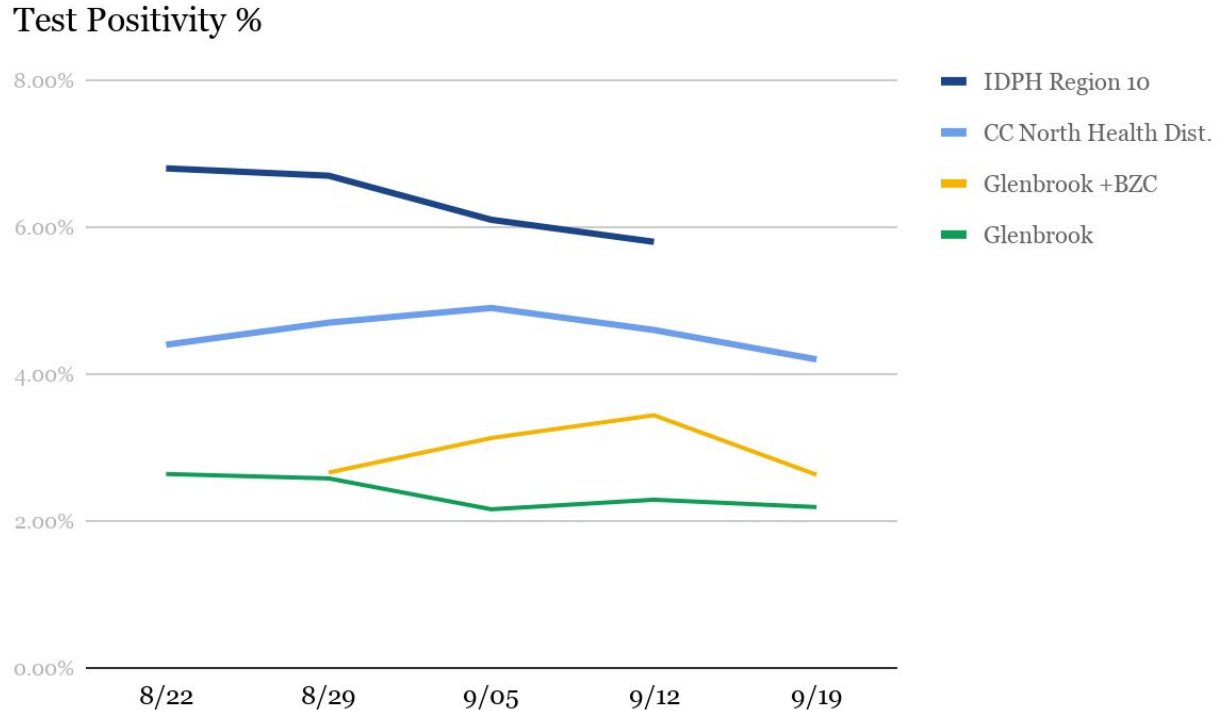
Learning Continuum Step Risk of COVID-19 Spread	Step 4	Step 3	Step 2	Step 1
	None	Minimal	Moderate	Substantial
Positivity Percentage	Less than 1%	Between 1% and 5%	Between 5% and 8%	Greater than 8%
IDPH Region 10			5.8%*	
Cook County - North Health District		4.2%**		
Glenbrook + Border Zip Codes		2.63%*		
Glenbrook Zip Codes		2.19%*		

\* Data from September 12, 2020

\*\* Data from September 19, 2020



# Health Metric 2: Test Positivity %



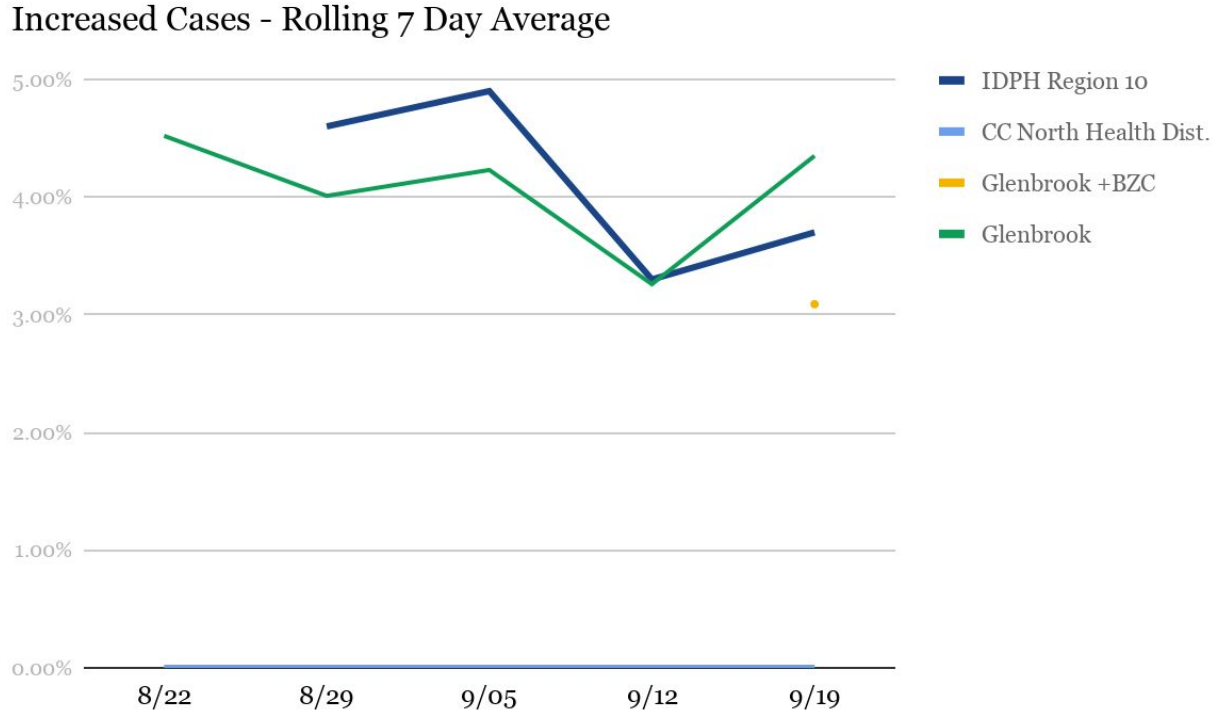
# Health Metric 3: Increased Cases - Rolling 7 Day Average

Learning Continuum Step Risk of COVID-19 Spread	<b>Step 4</b> None	<b>Step 3</b> Minimal	<b>Step 2</b> Moderate	<b>Step 1</b> Substantial
7 Day Increased Cases Rate of Change	<b>Less than 1%</b>	<b>Between 1% and 5%</b>	<b>Between 5% and 8%</b>	<b>Greater than 8%</b>
IDPH Region 10		3.7%*		
Cook County - North Health District	Data Not Published for this Metric			
Glenbrook + Border Zip Codes		3.09%**		
Glenbrook Zip Codes		4.35%**		

\* Manually Calculated Data Point as of September 19, 2020

\*\* Data from September 19, 2020

# Health Metric 1: Increased Cases - Rolling 7 Day Average



# Health Metric 4: Increased Youth Cases - Rolling 7 Day Average

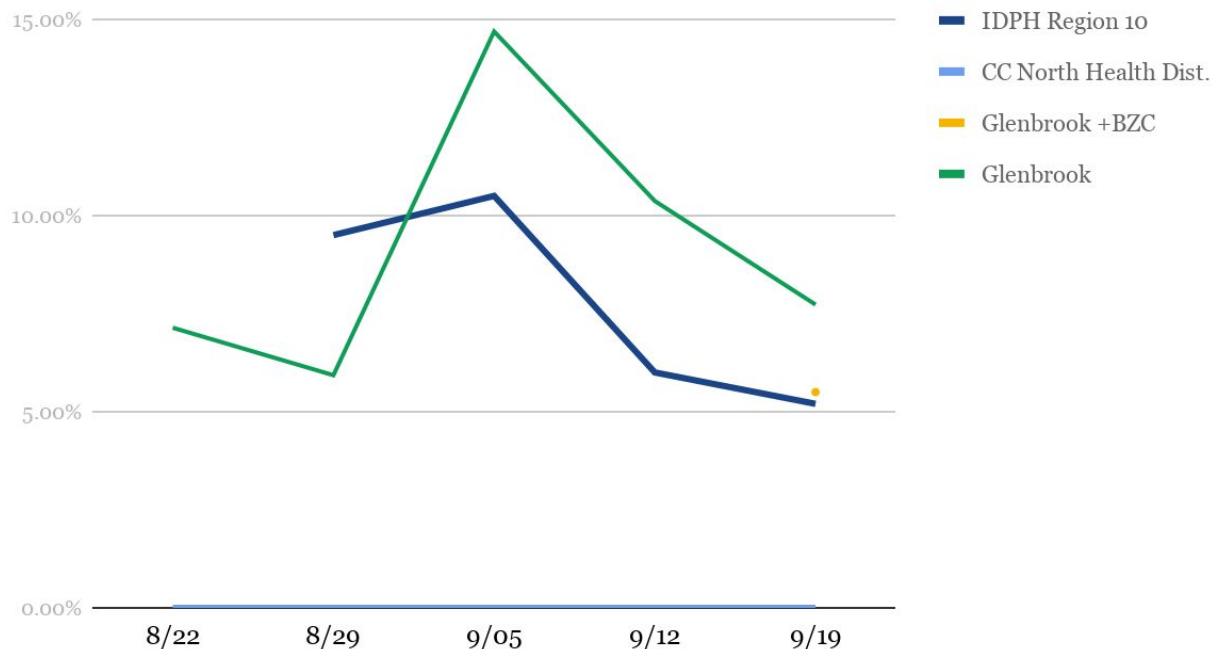
Learning Continuum Step Risk of COVID-19 Spread	<b>Step 4</b> None	<b>Step 3</b> Minimal	<b>Step 2</b> Moderate	<b>Step 1</b> Substantial
Youth Case Percentage Rate of Change	<b>Less than 1%</b>	<b>Between 1% and 5%</b>	<b>Between 5% and 8%</b>	<b>Greater than 8%</b>
IDPH Region 10			5.2%*	
Cook County - North Health District	Data Not Published for this Metric			
Glenbrook + Border Zip Codes			5.5%**	
Glenbrook Zip Codes			7.73%**	

\* Manually Calculated Data Point as of September 19, 2020

\*\* Data from September 19, 2020

# Health Metric 1: Increased Youth Cases - Rolling 7 Day Average

Increased Youth Cases - Rolling 7 Day Average



# Operations Metric 1: Sufficient Inventory / Access to Required PPE

Months or Weeks on Hand	Multiple Months	1 Month	2 Weeks	1 Week
Gloves	X			
Face Masks	X			
Clear Face Masks	X			
Face Shields with Glasses	X			
General Face Shields	X			
Isolation Gowns	X			
Disinfectant Wipes	X			
Hand Sanitizer	X			
Nurse-Specific PPE (e.g., N-95 Fitted)	X			

# Operations Metric 2: Implementation of 6 Foot Radius for Learning Spaces

## Sample Capacity Analysis

Term	School	Room	Sq. Ft.	6 Ft. Radius Cap.	Actual Soc/Dis Cap.	Scheduled	Block 1			
							50%	33%	25%	100%
S1	GBS	333	1390	52	14	Yes	13	8	7	23
S1	GBS	339	690	26	15	Yes	15	9	9	26
S1	GBS	340	1305	49	14	Yes	12	10	8	24
S1	GBS	341	1230	46	14	Yes	10	8	5	17
S1	GBS	344	1305	49	14	Yes	9	6	6	16
S1	GBS	345	1305	49	14	Yes	10	7	7	18
S1	GBS	348	1370	51	14	Yes	13	11	8	24
S1	GBS	349	1410	53	14	Yes	16	10	9	24
S1	GBS	360	1495	56	14	Yes	12	10	9	22
S1	GBS	362	1500	56	14	Yes	11	9	8	20

# Operations Metric 2: Personnel

	Total Count
Certified Staff on Accommodation	150
Highest Number of Additional Staff Required Per Block at Schools to Supervise Classrooms	$33 \text{ (GBN)} + 47 \text{ (GBS)} + 4 \text{ (GBOC)} = 84$
Short-Term Instructional Assistants Confirmed (to Supervise Classroom while Teacher is Remote)	19



# Determining Movement Along the Continuum

- The advisory committee reviews data to make a recommendation to the Superintendent regarding movement along the Learning Continuum.
- The advisory committee met this afternoon (9/21/2020) to discuss possible movement along the Learning Continuum.

# Revised Schedules

- Revised Daily Bell Schedule\*

Block	Time
Early Bird	7:05 AM - 7:50 AM
Block 1	8:00 AM - 9:20 AM
Block 2	9:30 AM - 10:50 AM
Student Lunch/Choice Time & Staff Lunch/Professional Time	10:50 AM - 12:25 PM
Block 3	12:25 PM - 1:45 PM
Block 4	1:55 PM - 3:15 PM

\*For the Learning and Operational Plan for the 2020-21 School Year

- Move Institute Day from March 1, 2021 to September 30, 2020

# School Based Testing

## Routine COVID-19 Testing Survey

As part of Glenbrook High School District's anticipated return to in-person learning in a hybrid model, the Board of Education is exploring the possibility of implementing routine COVID-19 testing for all students and staff.

Testing would be offered at no cost to students and staff and may be required of all students returning to in-person learning.

The type of COVID-19 test being considered by Glenbrook and other high school districts utilizes saliva to determine positivity for the virus. Student and staff would:

1. Arrive at their school;
2. Present their student or staff ID;
3. Be provided a specimen cup to collect the saliva;
4. Seal their specimen cup and provide to the testing assistant;
5. Receive results via email within 2-8 hours.

It is thought that by implementing a testing solution, in conjunction with local contact tracing, the school will be able to minimize the spread of the virus.

At this time we are asking parents and students to share their thoughts regarding whether the school district should implement routine COVID-19 testing on-site at no cost to students and staff.

\* Required

Should the school district implement routine COVID-19 testing on-site at no cost to students and staff?

- Yes
- No

Please share any thoughts in SUPPORT of routine COVID-19 testing on-site.

Your answer

---

Please share any thoughts in OPPOSITION of routine COVID-19 testing on-site.

Your answer

---